

How to access ABB Motors and Generators trainings

1

Go to www.abb.com and click on the icon found in the upper right corner of the screen.

- If you are a new student, start by signing up to MyABB and fill in the registration form
- abb.com account management will send you an e-mail with a link for activation of your account. Follow the instructions in the mail and change the password.

2

At MyABB business Dashboard look for "Other Services" and "MyLearning", click to open the link.

3

In MyLearning go to Catalog and follow the instructions on the screen to learn how the system works. Click on SIGN IN to open MyLearning.

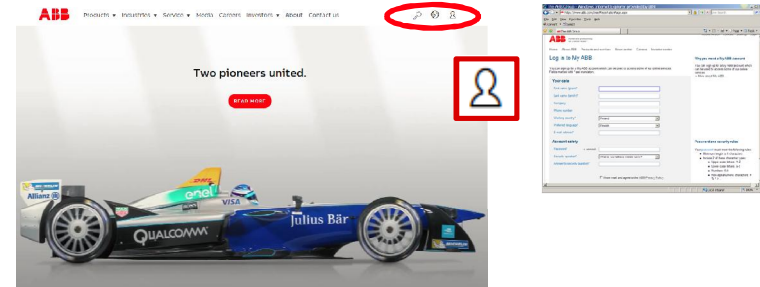
4

Enroll to a training found in Catalog, start up your studies in My Learning / My Enrollments or My Programs.

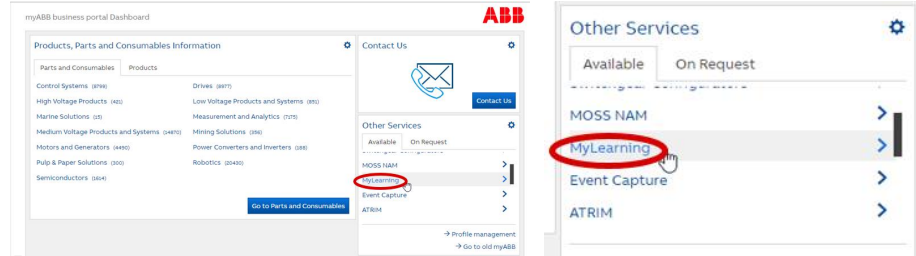
Support:

- [Configure IE settings to MyLearning](#)
- Technical problems? Please contact PL-MyLearningappsupport@abb.com
- Content issues: please contact motorsandgenerators.training@fi.abb.com

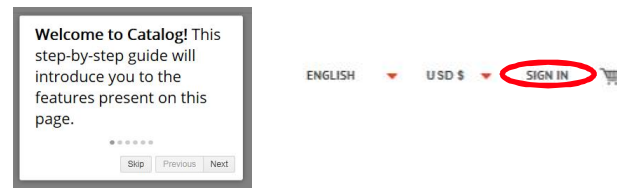
1



2



3



4

