

Industrial Grinders



7306

Features:

Cast iron exhaust type wheel guards.

8-foot power cord.

Base mounted on/off switch.

Rubber feet to minimize vibration.



7306D

Hp	RPM	Wheel Size	Catalog Number	List Price	Disc. Sym.	Shpg. Wgt.	Voltage	Style	Agency Approval	Notes
1/2	3600	7"x1"x5/8"	712	1,124	GBX	45	115	Grinder	UL, CSA	a,c,f,p
1/2	3600	7"x1"x5/8"	762	1,124	GBX	43	115	Grinder/Buffer	UL, CSA	b,c,f,p
1/2	3600	7"x1"x5/8"	712E	1,314	GBX	68	115	Grinder	UL, CSA	a,c,p
1/2	3600	7"x1"x5/8"	762E	1,314	GBX	68	115	Grinder/Buffer	UL, CSA	b,c,p
1/2	1800	7"x1"x5/8"	7306	1,424	GBX	70	115/230	Grinder	UL	a,d,g,p
1/2	3600	7"x1"x5/8"	7307	1,424	GBX	70	115/230	Grinder	UL, CSA	a,d,g,p
1/2	3600	7"x1"x5/8"	7351	1,424	GBX	67	115/230	Grinder/Buffer	UL, CSA	b,d,g,p
1/2	1800	7"x1"x5/8"	7308	1,424	GBX	71	208-230/460	Grinder	UL, CSA	a,d,h,p
1/2	3600	7"x1"x5/8"	7309	1,424	GBX	72	208-230/460	Grinder	UL, CSA	a,d,h,p
1/2	1800	7"x1"x5/8"	7306D	1,791	GBX	84	115/230	Grinder	UL	a,d,e,g
1/2	3600	7"x1"x5/8"	7307D	1,791	GBX	84	115/230	Grinder	UL	a,d,e,g
1/2	3600	7"x1"x5/8"	7309D	1,791	GBX	87	208-230/460	Grinder	UL, CSA	a,d,e,h
1/2 1/3	1800	7"x1"x5/8"	7312D	2,166	GBX	90	115	Grinder	UL	a,d,e

Exercise caution – wear safety glasses and a mask

Notes:

- (a) Supplied with 36 & 60 grit wheels.
- (b) Supplied with 36 grit and 0.014 wire wheel.
- (c) Stamp steel tool rests.
- (d) Cast iron tool rests.
- (e) Deluxe model includes water pot, tool tray and lighted eyeshields.
- (f) Non-exhaust type wheel guards.
- (g) Factory connected for 115 volts, power cord supplied.
- (h) Factory connected for 208-230 volts, no power cord.
- (p) Supplied with eye shield.

WARNING: Grinding Certain materials, such as lead based painted parts, can expose you to dust that may contain chemicals which are known to the state of California to cause cancer, birth defects or other reproductive harm. For more information go to www.P65Warnings.ca.gov.

For more information visit baldor.abb.com

Industrial Grinders

Definite purpose

Unit Handling

Brake

IEC Frame

50 Hertz

Variable Speed AC

DC

Accessories

Service

Grinders



8100W



8100WD

All models have cast iron tool rests and exhaust type wheel guards.

8-foot power cord.

Base mounted on/off switch.

Rubber feet to minimize vibration.

Hp	RPM	Wheel Size	Catalog Number	List Price	Disc. Sym.	Shpg. Wgt.	Voltage	Style	Agency Approval	Notes
3/4	1800	8"x1"x3/4"	8100W	2,156	GBX	99	115/230	Grinder	UL	a,g,p
3/4	1800	8"x1"x3/4"	8100WD	2,459	GBX	110	115/230	Grinder	UL	a,e,g
3/4	3600	8"x1"x3/4"	8107W	2,156	GBX	99	115/230	Grinder	UL	a,g,p
3/4	3600	8"x1"x3/4"	8107WD	2,459	GBX	111	115/230	Grinder	UL	a,e,g
3/4	3600	8"x1"x3/4"	8250W	2,156	GBX	97	115/230	Grinder/Buffer	UL	b,g,p
3/4	1800	8"x1"x3/4"	8102W	2,087	GBX	98	208-230/460	Grinder	UL, CSA	a,h,p
3/4	1800	8"x1"x3/4"	8102WD	2,420	GBX	111	208-230/460	Grinder	UL, CSA	a,e,h
3/4	3600	8"x1"x3/4"	8123W	2,087	GBX	99	208-230/460	Grinder	UL, CSA	a,h,p
3/4	3600	8"x1"x3/4"	8123WD	2,420	GBX	112	208-230/460	Grinder	UL, CSA	a,e,h
3/4	3600	8"x1"x3/4"	8252W	2,087	GBX	95	208-230/460	Grinder/Buffer	-	b,h,p
3/4	3600	8"x1"x3/4"	8125W	2,087	GBX	99	575	Grinder	UL	a,i,p

Exercise caution – wear safety glasses and a mask



1022W



1022WD

All models have cast iron tool rests and exhaust type wheel guards.

Base mounted on/off switch.

Rubber feet to minimize vibration.

Hp	RPM	Wheel Size	Catalog Number	List Price	Disc. Sym.	Shpg. Wgt.	Voltage	Style	Agency Approval	Notes
1	1800	10"x1"x7/8"	1022W	2,748	GBX	133	115/230	Grinder	UL	a,J,p
1	1800	10"x1"x7/8"	1022WD	3,147	GBX	145	115/230	Grinder	UL	a,e,J
1-1/2	1800	10"x1"x7/8"	1021W	2,710	GBX	134	208-230/460	Grinder	UL, CSA	a,h,p
1-1/2	1800	10"x1"x7/8"	1021WD	3,103	GBX	146	208-230/460	Grinder	UL, CSA	a,e,h
1-1/2	1800	10"x1"x7/8"	105W	2,710	GBX	133	575	Grinder	UL, CSA	a,i,p

Exercise caution – wear safety glasses and a mask

Notes:

- (a) Supplied with 36 & 60 grit wheels.
- (b) Supplied with 36 grit and 0.014 wire wheel.
- (e) Deluxe model includes water pot, tool tray and lighted eyeshields.
- (g) Factory connected for 115 volts, power cord supplied.
- (h) Factory connected for 208-230 volts, no power cord.
- (i) 575 volt, 50/60 Hz.
- (J) Factory connected for 115 volts, no power cord.
- (p) Supplied with eye shield.

WARNING: Grinding Certain materials, such as lead based painted parts, can expose you to dust that may contain chemicals which are known to the state of California to cause cancer, birth defects or other reproductive harm. For more information go to www.P65Warnings.ca.gov.

Industrial Grinders

12 inch



Catalog #1215W
with #GA20 Pedestal
(sold separately)

Cast iron tool rests & exhaust type wheel guards.
Manual starter with overload protection.
Also includes lighted eyeshield (bulb not included).
All three-phase units are suitable for 50/60 Hz, 1500/1800 RPM operation.
Wheels sold separately. See chart below.

Hp	RPM	Wheel Size	Catalog Number	List Price	Disc. Sym.	Shpg. Wgt.	Voltage	Style	Agency Approval	Notes
2	1800	12"X2"X1-1/4"	1215W	6,180	GBX	253	208-230/460	Grinder	CSA	k
3	1800	12"X2"X1-1/4"	1216W	6,397	GBX	248	208-230/460	Grinder	CSA	k
2	1800	12"X2"X1-1/4"	1217W	6,543	GBX	253	115/230	Grinder	-	J
3	1800	12"X2"X1-1/4"	129W	6,397	GBX	256	575	Grinder	CSA	i

Exercise caution – wear safety glasses and a mask

14 inch



Catalog #1407W
with #GA20 Pedestal
(sold separately)

Cast iron tool rests & exhaust type wheel guards.
Magnetic starter with overload protection.
Also includes lighted eyeshields (bulbs not included).
Suitable for 50/60 Hz operation.
Wheels sold separately. See chart below.

Hp	RPM	Wheel Size	Catalog Number	List Price	Disc. Sym.	Shpg. Wgt.	Voltage	Style	Agency Approval	Notes
5	1800	14"X3"X1-1/4"	1406W	7,926	GBX	359	230	Grinder	CSA	m
5	1800	14"X3"X1-1/4"	1410W	7,926	GBX	362	460	Grinder	-	-
5	1800	14"X3"X1-1/4"	1408W	7,926	GBX	358	575	Grinder	CSA	-
7-1/2	1800	14"X3"X1-1/4"	1407W	8,646	GBX	372	230	Grinder	CSA	m
7-1/2	1800	14"X3"X1-1/4"	1411W	8,646	GBX	381	208-230/460	Grinder	-	m
7-1/2	1800	14"X3"X1-1/4"	1409W	8,646	GBX	374	575	Grinder	CSA	-

Exercise caution – wear safety glasses and a mask

Wheels for 12-Inch and 14-Inch Grinders

High quality aluminum oxide and silicon abrasive in a premium vitrified system

Catalog Number	List Price	Disc. Sym.	Diameter	Face	Bore	Grit	Shpg. Wgt.
B125	289	SVC	12"	2"	1-1/4"	30	22
B126	291	SVC	12"	2"	1-1/4"	46	22
B147	545	SVC	14"	3"	1-1/4"	30	42
B148	545	SVC	14"	3"	1-1/4"	46	41

Exercise caution – wear safety glasses and a mask

Note: When installing new wheels, check wheels for possible damage. Do not use a damaged wheel.
With new wheel installed, all safety guards in place and operator standing away from front of grinder, run grinder for one minute before applying work.

Notes:

- (i) 575 volt, 50//60 Hz.
- (J) Factory connected for 115 volts, no power cord.
- (k) Factory connected for 230, manual starter, specify voltage when ordering.
- (m) Factory connected for 230, magnetic starter must be changed for other voltages.

WARNING: Grinding Certain materials, such as lead based painted parts, can expose you to dust that may contain chemicals which are known to the state of California to cause cancer, birth defects or other reproductive harm. For more information go to www.P65Warnings.ca.gov.

Definite purpose
Unit Handling
Brake
IEC Frame
50 Hertz
Variable Speed AC
DC
Accessories
Service
Grinders

Industrial Tool Grinders

Diamond Wheel Grinder



Catalog #522

Diamond Wheel Tool Grinders feature all cast iron construction. Precision built, they have locked double row bearings and a maximum runout of .002 for precise tool and die work. Accommodates cup wheels with 1-1/4" center hole. Large tool tables with protractor type tool support.

Light and water pot with spout and faucet that can be moved to either side are standard equipment.

Diamond wheels sold separately. See chart below.

Hp	RPM	Wheel Size	Catalog Number	List Price	Disc. Sym.	Shpg. Wgt.	Voltage	Style	Agency Approval	Notes
1/2	3600	6"x1"x1-1/4"	522	3,294	GBX	108	115	Tool Grinder	UL	g
1/2	3600	6"x1"x1-1/4"	532	3,294	GBX	109	208-230/460	Tool Grinder	UL	h

Exercise caution – wear safety glasses and a mask

Note: Rough service bulb is suggested.

Carbide Tool Grinder



Catalog #500

Carbide Tool Grinders feature all cast iron construction.

Accommodates cup wheels with 1-1/4" center hole. Large tool tables with protractor type tool support. Light and water pot with spout and faucet that can be moved to either side are standard equipment.

Wheels sold separately. See chart below.

Hp	RPM	Wheel Size	Catalog Number	List Price	Disc. Sym.	Shpg. Wgt.	Voltage	Style	Agency Approval	Notes
1/2	3600	6"x1"x1-1/4"	500	2,928	GBX	109	115	Tool Grinder	UL	g
1/2	3600	6"x1"x1-1/4"	510	2,928	GBX	109	208-230/460	Tool Grinder	UL	h


Exercise caution – wear safety glasses and a mask

Note: Rough service bulb is suggested.

Wheels and Accessories



Catalog #D501



Catalog #C61

Catalog Number	List Price	Disc. Sym.	Shpg. Wgt.	Face	Grit	Description
D501	1,207	SVC	5	3/4"	120	General Purpose Diamond Wheel
D502	1,207	SVC	2	3/4"	220	Fine Finish Diamond Wheel
C61	263	SVC	5	1"	60	Silicone Carbide
C121	263	SVC	3	1"	120	Silicone Carbide
S46	173	SVC	3	1"	46	Aluminum Oxide
S61	173	SVC	3	1"	60	Aluminum Oxide
GA8	699	SVC	1	-	-	Wheel Dresser with Diamond NIB
GA7	173	SVC	1	-	-	Diamond NIB for GA8 (7/16 diameter x 1" long)

Exercise caution – wear safety glasses and a mask

Note: When installing new wheels, check wheels for possible damage. Do not use a damaged wheel.

With new wheel installed, all safety guards in place and operator standing away from front of grinder, run grinder for one minute before applying work.

Notes:

(g) Factory connected for 115 volts, power cord supplied.

(h) Factory connected for 208-230 volts, no power cord.



GA8

GA7

WARNING: Grinding Certain materials, such as lead based painted parts, can expose you to dust that may contain chemicals which are known to the state of California to cause cancer, birth defects or other reproductive harm. For more information go to www.P65Warnings.ca.gov.

Industrial Belt Sanders

There are several options when it comes to industrial belt sanders – fixed and tiltable belts, grinder/sanders and even an adjustable speed sander for increased flexibility.

All units come with a base mounted on/off switch. All belt sanders are equipped with 2x48" 80 grit belt.



Catalog #602E-MT



Catalog #248-151D



Catalog #248-181TD



Catalog #248-151TD



Catalog #248-151AS

Hp	RPM	Tiltable Belt	Catalog Number	List Price	Disc. Sym.	Shpg. Wgt.	Voltage	Style	Agency Approval	Notes
1-1/2	3600	Fixed	2048-151D	3,539	GBX	88	115/230	Belt Sander	UL	g
1-1/2	3600	Fixed	2048-153D	3,373	GBX	76	208-230/460	Belt Sander	UL	h
1-1/2	3600	Three positions	248-151TD	3,916	GBX	95	115/230	Belt Sander	UL	g
1-1/2	3600	Three positions	248-153TD	3,696	GBX	84	208-230/460	Belt Sander	UL	h
1-1/2	3600	Three positions	248-181TD	4,516	GBX	138	115/230	Grinder/Belt Sander	-	J,I,r
1-1/2	3600	Three positions	248-183TD	4,431	GBX	128	208-230/460	Grinder/Belt Sander	UL	h,I,r
1-1/2	0-3600	Three positions	248-151AS	4,968	GBX	105	115	Adjustable Speed	-	g,I

Exercise caution – wear safety glasses and a mask

Industrial Buffers



Catalog #333B



Catalog #1458
with #GA20 Pedestal
(sold separately)

Buffers are designed for use with soft cloth wheels **only**. Specific buffing applications may require the addition of operator safety devices. Consult with a safety engineer before installation. Price includes flanges and nuts but does not include wheels.

Hp	RPM	Max. Wheel Size	Shaft Diameter	Catalog Number	List Price	Disc. Sym.	Shpg. Wgt.	Voltage	Agency Approval	Notes
3/4	1800	8"	3/4"	332B	1,538	GBX	55	115/230	UR	g,s
3/4	3600	8"	3/4"	333B	1,538	GBX	56	115/230	UR	g,s
3/4	1800	8"	3/4"	334B	1,503	GBX	54	208-230/460	UR, CSA	h,s
3/4	3600	8"	3/4"	330B	1,503	GBX	56	208-230/460	UR, CSA	h,s
1	1800	10"	7/8"	407B	2,041	GBX	60	115/230	UR	j,s
1-1/2	3600	10"	7/8"	410B	2,008	GBX	61	115/230	UR	j,s
1-1/2	1800	10"	7/8"	409B	1,960	GBX	59	208-230/460	UR, CSA	h,s
1-1/2	3600	10"	7/8"	412B	1,960	GBX	62	208-230/460	UR, CSA	h,s
2	1800	12"	1-1/4"	1250	4,726	GBX	164	115/230	UR	k
2	3600	12"	1-1/4"	1251	4,592	GBX	160	115/230	UR	k
3	1800	12"	1-1/4"	1252	4,340	GBX	156	208-230/460	UR, CSA	k
3	3600	12"	1-1/4"	1253	4,216	GBX	156	208-230/460	UR, CSA	k
5	1200	14"	1-1/4"	1457	6,337	GBX	228	230	UR, CSA	m
5	1800	14"	1-1/4"	1458	5,395	GBX	218	230	UR, CSA	m
7-1/2	1800	14"	1-1/4"	1454	6,024	GBX	229	230	UR, CSA	m
7-1/2	3600	14"	1-1/4"	1453	5,702	GBX	223	230	UR, CSA	m


Exercise caution – wear safety glasses and a mask

Notes:


- (g) Factory connected for 115 volts, power cord supplied.
- (h) Factory connected for 208-230 volts, no power cord.
- (J) Factory connected for 115 volts, no power cord.
- (k) Factory connected for 230, manual starter, specify voltage when ordering.
- (l) Supplied with 8"x1"x3/4" 36 grit wheel and 80 grit belt.
- (m) Factory connected for 230, magnetic starter must be changed for other voltages.
- (n) Supplied with 0.014 wire wheel and 36" x 2" 100 grit belt.
- (r) Grinder side eye shield included.
- (s) Base mounted on-off switch.

WARNING: Grinding Certain materials, such as lead based painted parts, can expose you to dust that may contain chemicals which are known to the state of California to cause cancer, birth defects or other reproductive harm. For more information go to www.P65Warnings.ca.gov.

Big Red Grinders



712RE



812RE

Big red grinders are available with 6", 7" or 8" wheels, equipped with base mounted on/off switch and 8 foot cord with plug. Rubber mounting feet help minimize vibration. Models ending in "E" have exhaust type wheel guards.

Hp	RPM	Wheel Size	Catalog Number	List Price	Disc. Sym.	Shpg. Wgt.	Voltage	Style	Agency Approval	Notes
1/2	3600	7"x1"x5/8"	712R	1,124	GBX	45	115	Grinder	UL, CSA	a,c,f,p
1/2	3600	7"x1"x5/8"	762R	1,124	GBX	43	115	Grinder/Buffer	UL, CSA	b,c,f,p
1/2	3600	7"x1"x5/8"	712RE	1,346	GBX	68	115	Grinder	UL, CSA	a,c,p
1/2	3600	7"x1"x5/8"	762RE	1,346	GBX	66	115	Grinder/Buffer	UL, CSA	b,c,p
3/4	3600	8"x1"3/4"	812RE	2,038	GBX	96	115/230	Grinder	UL	a,c,g,p
3/4	3600	8"x1"3/4"	862RE	2,038	GBX	95	115/230	Grinder/Buffer	UL	a,c,g,p

Exercise caution – wear safety glasses and a mask

Big Red accessories

Pedestals



GA16R

GA14R

Catalog Number	Description	List Price	Disc. Sym.	Shpg. Wgt.
GA16R	Cast iron pedestal can be used on all Big Red Grinders Height is 32-7/8"	651	SVC	62
GA16RE	Light industrial version, all steel construction for use on 6" and 7" only, height is 34"	387	SVC	36
GA20RE	Light industrial version, all steel construction for use on 8" only, height is 34"	448	SVC	54
GA14R	Fabricated steel pedestal with storage shelves can be used on all Big Red Grinders, height is 34-1/2"	448	SVC	64
GA9R	2) Lighted eyeshield, 5-1/2" x 3-3/4" viewing area, 8-ft cord with plug, mounts to any Big Red Grinder	250	SVC	5
GA9SR	2) Lighted eyeshield with on/off switch, 5-1/2" x 3-3/4" viewing area, 8-ft cord with plug, mounts to any Big Red Grinder	278	SVC	5

Lighted Eyeshields



GA9R

GA9SR

Notes:

- (a) Supplied with 36 & 60 grit wheels.
- (b) Supplied with 36 grit and 0.014 wire wheel.
- (c) Stamp steel tool rests.
- (d) Cast iron tool rests.
- (f) Non-exhaust type wheel guards.
- (g) Factory connected for 115 volts, power cord supplied.
- (p) Supplied with eye shield.

WARNING: Grinding Certain materials, such as lead based painted parts, can expose you to dust that may contain chemicals which are known to the state of California to cause cancer, birth defects or other reproductive harm. For more information go to www.P65Warnings.ca.gov.

Accessories

Dust Control Units for Baldor-Reliance® Grinders, 115V, single phase, 60 Hz



Catalog #1022W
with DC10 and GA16
(sold separately)

Catalog Number	Dust Control Unit Price	Disc. Sym.	Grinding Wheel Maximum		Total Cap.	Cubic Ft/Min		Air Control Valves	Shpg. Wgt.
			Dia.	Width		Required Per Wheel By OSHA (o)			
DC7	3,210	SVC	7"	1"	440	220	Yes	60	
DC8	3,210	SVC	8"	1"	440	220	Yes	62	
DC10	3,210	SVC	10"	1"	440	390	Yes (p)	60	
DC12	3,638	SVC	12"	2"	440	390	Yes (p)	62	
DC12-3	3,638	SVC	12"	2"	440	390	Yes (p)	57	
DC14-3 (n)	3,654	SVC	14"	3"	700	590	Yes (p)	73	

Exercise caution – wear safety glasses and a mask

(n) DC14-3 powered with 1Hp TEFC 208-230/460 volt, three phase motor, less cord, switch, and lug.

(o) From ventilation section 1910.94 table G-4 Federal register vol. 37 #202, 10-18-72.

(p) Air control valve required to direct total CFM of collector to only the wheel being used to meet OSHA CFM requirements on 10" and larger grinders.

Replacement Filter Bags

Catalog Number	List Price	Disc. Sym.	Dust Control Unit	Shpg. Wgt.
ARB-1	184	SVC	DC7, 8, 10, 12, 12-3	1
ARB-2	280	SVC	DC14-3	2

Note: Do not collect potentially reactive materials without consulting (NFPA) National Fire Protection Association Standards.

Powered by a 1/2 Hp TEFC single phase Baldor-Reliance® motor with cord, switch, and plug.

230 volt single phase units are available and supplied less switch, cord, and plug. Specify for 230 volt single phase operation.

Collectors with three phase motor less cord, switch, and plug are available.

For 208-230/460 volt three phase, add suffix -3 to catalog number. Add \$30.00 to list price.

Mount dust control units with Grinder and GA16 or GA20 pedestal.

Dust Collector Bags


Catalog Number	List Price	Disc. Sym.	Description	Shpg. Wgt.
DA1	97	SVC	Dust Collector Bag (1 per carton). For D60 and D61 Dust Collectors	1

WARNING: Grinding Certain materials, such as lead based painted parts, can expose you to dust that may contain chemicals which are known to the state of California to cause cancer, birth defects or other reproductive harm. For more information go to www.P65Warnings.ca.gov.

For more information visit baldor.abb.com

Accessories

Grinder and Buffer Accessories




Item Number	Catalog Number	Description	List Price	Disc. Sym.	Shpg. Wgt.
A	GA16	Pedestal "Cast Iron"	594	SVC	62
	GA16E	Pedestal "Steel"	387	SVC	36
B	GA14	Pedestal "Steel"	480	SVC	64
	GA20	Pedestal "Cast Iron"	975	SVC	119
C	GA20E	Pedestal "Steel"	448	SVC	54
D	GA24	Water Pot	72	SVC	1
E	GA3	Water Pot	594	SVC	7
F	GA25	Tool Tray	71	SVC	9
G	GA4	Tool Tray	227	SVC	6
H	GA11	Eshield (pair)	120	SVC	2
I	GA10	Eshield (pair)	114	SVC	1
J	GA9	Lighted Eshield (less on/off switch) (pair)	250	SVC	5
J-1	GA9-1	Same as GA9 except packed 1 unit per carton	138	SVC	3
K	GA9S	Lighted Eshield (with on/off switch) (pair)	278	SVC	6
L	AB248	Abrasive Belt 2" x 48" - 80 Grit	38	SVC	1

- (A) GA16 Pedestal for 6", 7", 8" and 10" grinders, carbide and diamond wheel grinders, 1/4 Hp through 1-1/2 Hp buffers and belt grinders. Height 32-7/8". GA16E for 6" and 7" grinders "all steel construction". Height 34".
- (B) GA14 Pedestal - fabricated steel, for 7", 8" and 10" grinders, 1/4 Hp through 1-1/2 Hp buffers. Height 34-1/2".
- (C) GA20 Pedestal for 8", 10", 12" and 14" grinders and 3/4 through 7-1/2 Hp buffers. Height 30". GA20RE for 8" & 10" grinders "all steel construction". Height 34".
- (D) GA24 Water Pot for 623E, 673E, 612E, 662E, and 7" (except #712, #712R, #762, & #762R), 8" and 10" grinders. Supplied with mounting bracket and swivel arm. Capacity 1-1/2 pints.
- (E) GA3 Water Pot for GA20 pedestal. Capacity 3 pints.
- (F) GA25 Tool Tray for 623E, 632E, 673E, 612E, 662E, 7" (except #712, #712R, #762, & #762R), 8" and 10" grinders. Supplied with mounting bracket and swivel arm. Diameter 8". Area 48 square inches.
- (G) GA4 Tool Tray for GA20 pedestal. Dimensions 12" x 6".
- (H) GA11 Eshield - 6" x 4" shatter resistant Plexiglas®. Fits grinders 7" through 14".
- (I) GA10 Eshield - 5" x 4" shatter resistant Plexiglas®. Fits 6" Grinders and #712, #712R, #762 and #762R.
- (J) GA9 Lighted Eshield - 5-1/2" x 3 3/4" viewing area made of shatter resistant Plexiglas®. Supplied with 8 foot, 3 conductor cord with plug. Accommodates standard 115 volt 60 watt bulb. Supplied less bulb and on/off switch. Mounts to grinders (except tool and belt grinders). Adjusts horizontally and vertically. U.L. listed/CSA certified.
- (J-1) GA9-1 - Same as GA9 except packed 1 per carton. 115 volt only.
- (K) GA9S Lighted Eshield with On/Off Switch - 115 volt only.
- (L) AB248 Abrasive Belt - 2" x 48" - 80 Grit.

Accessories

Wheels for Grinders




Features: Extremely durable aluminum oxide abrasive grain. Excellent for steels and alloy steels. Ideal for numerous general purpose applications.

Catalog Number	List Price	Disc. Sym.	Diameter	Face	Bore	Grit	Shpg. Wgt.
B73	72	SVC	7"	1"	5/8"	36	4
B74	72	SVC	7"	1"	5/8"	60	3
B80	86	SVC	8"	1"	3/4"	36	5
B81	86	SVC	8"	1"	3/4"	60	4
B102	127	SVC	10"	1"	7/8"	36	8
B103	127	SVC	10"	1"	7/8"	60	6
B125	289	SVC	12"	2"	1-1/4"	30	22
B126	291	SVC	12"	2"	1-1/4"	46	22
B147	545	SVC	14"	3"	1-1/4"	30	42
B148	545	SVC	14"	3"	1 1/4"	46	41

Exercise caution – wear safety glasses and a mask

Sewed Cotton Buffing Wheels




Features: Wheels are muslin cloth, spiral sewn. These bore sizes will fit shafts 1/8" greater diameter than bore.

Catalog Number	List Price	Disc. Sym.	Diameter	Face	Bore	Shpg. Wgt.
A65	37	SVC	6"	1/4"	1/2"	1
A82	46	SVC	8"	1/4"	3/4"	1
A103	69	SVC	10"	1/4"	7/8"	1

Exercise caution – wear safety glasses and a mask

Note: Cotton wheels are supplied in sections 1/4" wide. Two (or more) sections may be put together to make up wheel of desired width.

Wire Brush Wheels



Features: Wheels are crimped, carbon steel wire.

Catalog Number	List Price	Disc. Sym.	Diameter	Face	Bore	Diameter of Wire	Shpg. Wgt.
W70	75	SVC	7"	5/8"	5/8"	0.014	1
W82	85	SVC	8"	3/4"	3/4"	0.014	1

Exercise caution – wear safety glasses and a mask

Note: 6", 7" & 8" grinders equipped with grinding wheels can be converted to have wire brush wheels. To properly fit the wire brush wheels, flat washers or spacer must be placed on both sides of the wheel flanges. This will accommodate the width differences between the wire brush wheel and the original grinding wheel.

Order washers/spacers as follows:

6" (3) HW1000A50, 7" (2) HA2047A01, 8" (4) HW1000A75

Note: When installing new wheels, check wheel for possible damage. Do not use a damaged wheel. With new wheel installed and all safety guards in place, and operator standing away from front of grinder, run grinder for one minute before applying work.
Exercise Caution. Wear safety glasses and a mask.

WARNING: Grinding Certain materials, such as lead based painted parts, can expose you to dust that may contain chemicals which are known to the state of California to cause cancer, birth defects or other reproductive harm. For more information go to www.P65Warnings.ca.gov.

For more information visit baldor.abb.com

Polishing Lathes and Chucks



340



353T



380WCT



LPL50

Polishing lathes have features preferred by dentists, dental lab technicians, jewelers, lapidary and other for precision, trouble-free polishing.

All lathes are supplied with 8-foot cord with plug, rubber feet and heavy construction to minimize vibration, provisions for mounting to a laboratory bench are provided as well.

Hp	RPM	Shaft Diameter/Taper	Catalog Number	List Price	Disc. Sym.	Shpg. Wgt.	Voltage	Style	Notes
1/4	3600/1800	0.375 / 0.250	340	916	GBX	31	115	Dual Speed	q
1/4	3000/1500	0.375 / 0.250	342	916	GBX	31	220-240	Dual Speed	r
1/4	3600/1800	0.375 / 0.250	353T	1,004	GBX	35	115	Dual Speed	q
1/2	3600	0.375 / 0.250	359T	1,006	GBX	36	115	Single speed	q
1/3	3600/1800	0.375 / 0.250	380T	1,117	GBX	42	115	Dual Speed	q
1/3	3600/1800	0.375 / 0.250	380WCT	2,570	GBX	47	115	Dual Speed	q,s
1/2	3600	0.625 / straight	LPL50	977	GBX	43	115	Single speed	q,t
3/4	3600	0.625 / straight	LPL75	1,193	GBX	48	115/230	Single speed	q,t

Exercise caution – wear safety glasses and a mask

Notes:

(q) Factory connected for 115 volts, power cord supplied.

(r) Factory connected for 220-240 volts, power cord without plug.

(s) Right side equipped with Wells Dental "Super Quick" chuck, 2 mandrels, 2 stone, 1 arbor band, 1 soft wheel chuck.

(t) Single shaft, right side.

True-Running Chucks



R1 R2 L3 L4 R5A R6 L7

Made to close-tolerance specifications, keeps vibration to an absolute minimum.

All chucks guaranteed to match lathes with standard tapered shafts.

Mounting hole 0.370" tapered 0.250 per foot.

Catalog Number	List Price	Disc. Sym.	Description	Shpg. Wgt.
R1	116	SVC	Hard Wheel, Right Hand, Brass	1
R2	57	SVC	Soft Wheel, Right Hand, Brass	1
L3	111	SVC	Hard Wheel, Left Hand, Brass	1
L4	129	SVC	Soft Wheel, Left Hand, Brass	1
R5A	191	SVC	Burr Chuck, Right Hand	1
R6	64	SVC	Arbor Band, Right Hand, Brass	1
L7	250	SVC	Burr Chuck, Left Hand, Stainless	1

Exercise caution – wear safety glasses and a mask

Note: R1 & L3 hard wheel chucks accommodate up to 1/4" wide wheel with 1/4" arbor hole.

R6 arbor band chuck accommodates 1/2" wide x 3/4" diameter arbor band.

Three Year Warranty

Polishing lathes are warranted against burnouts, defective materials, and workmanship for three full years.

Warranty covers all parts except those subject to normal wear. "Wells Quick Chuck" warranted one year by manufacturer.

WARNING: Grinding Certain materials, such as lead based painted parts, can expose you to dust that may contain chemicals which are known to the state of California to cause cancer, birth defects or other reproductive harm. For more information go to www.P65Warnings.ca.gov.