

WP0303

Dodge® motorized torque arm: input vs output direction of rotations

Dodge Customer/Order Engineering

04-25-2019



This white paper shows the rotational direction of the input vs the output for all MTA gearboxes in all three mounting positions (A, B, or D). The rotational direction of the output also depends if the backstop side of the reducer is inboard or outboard.

See specific page for each MTA mounting position:

- Position A rotational directions are shown on page 2.
- Position C rotational directions are shown on page 3.
- Position D rotational directions are shown on page 4.

EXTERNAL/PUBLIC DOCUMENT

ABB Motors and Mechanical Inc.

6040 Ponders Court

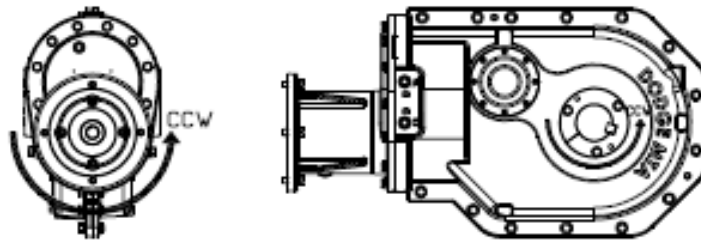
Greenville, SC 29615

Phone: +1 864 284 5700

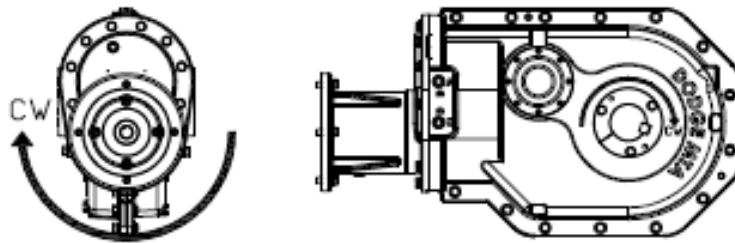
Email: DodgeEngineering@abb.com

POSITION A - BACKSTOP SIDE OUTBOARD

CCW ROTATION OF INPUT -----> CCW ROTATION OF OUTPUT

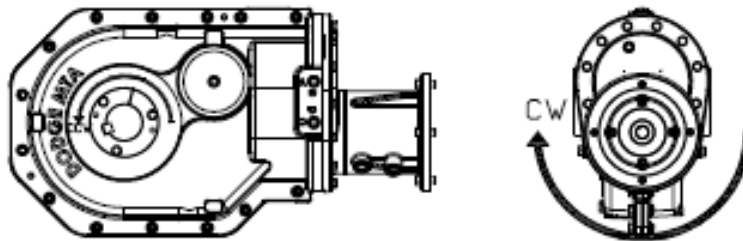


CW ROTATION OF INPUT -----> CW ROTATION OF OUTPUT

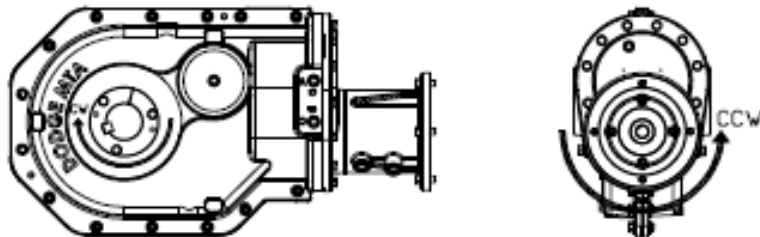


POSITION A - BACKSTOP SIDE INBOARD

CCW ROTATION OF OUTPUT <----- CW ROTATION OF INPUT



CW ROTATION OF OUTPUT <----- CCW ROTATION OF INPUT

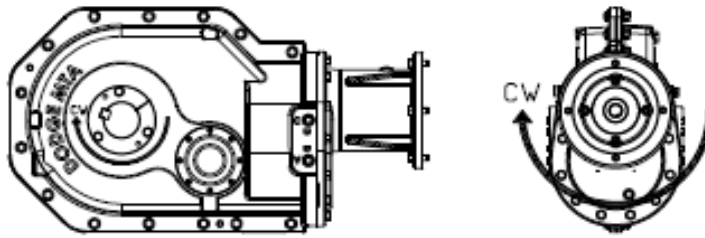


EXTERNAL/PUBLIC DOCUMENT

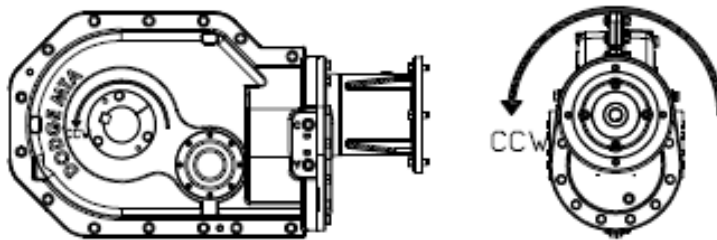
ABB Motors and Mechanical Inc.
 6040 Ponders Court
 Greenville, SC 29615
 Phone: +1 864 284 5700
 Email: DodgeEngineering@abb.com

POSITION C - BACKSTOP SIDE OUTBOARD

CW ROTATION OF OUTPUT ←----- CW ROTATION OF INPUT

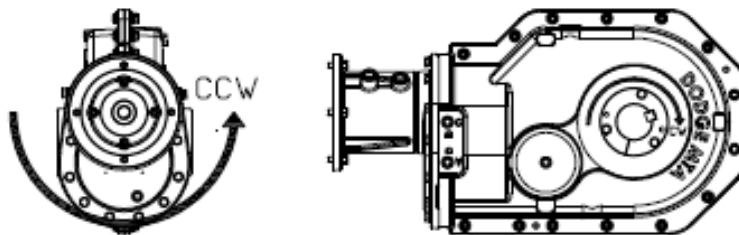


CCW ROTATION OF OUTPUT ←----- CCW ROTATION OF INPUT

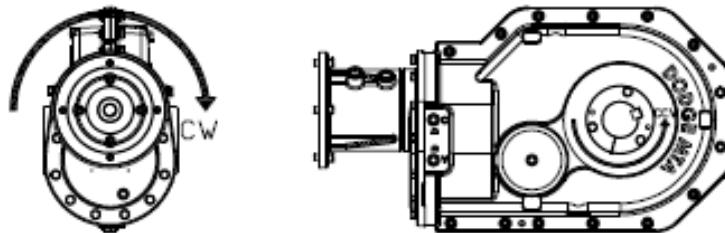


POSITION C - BACKSTOP SIDE INBOARD

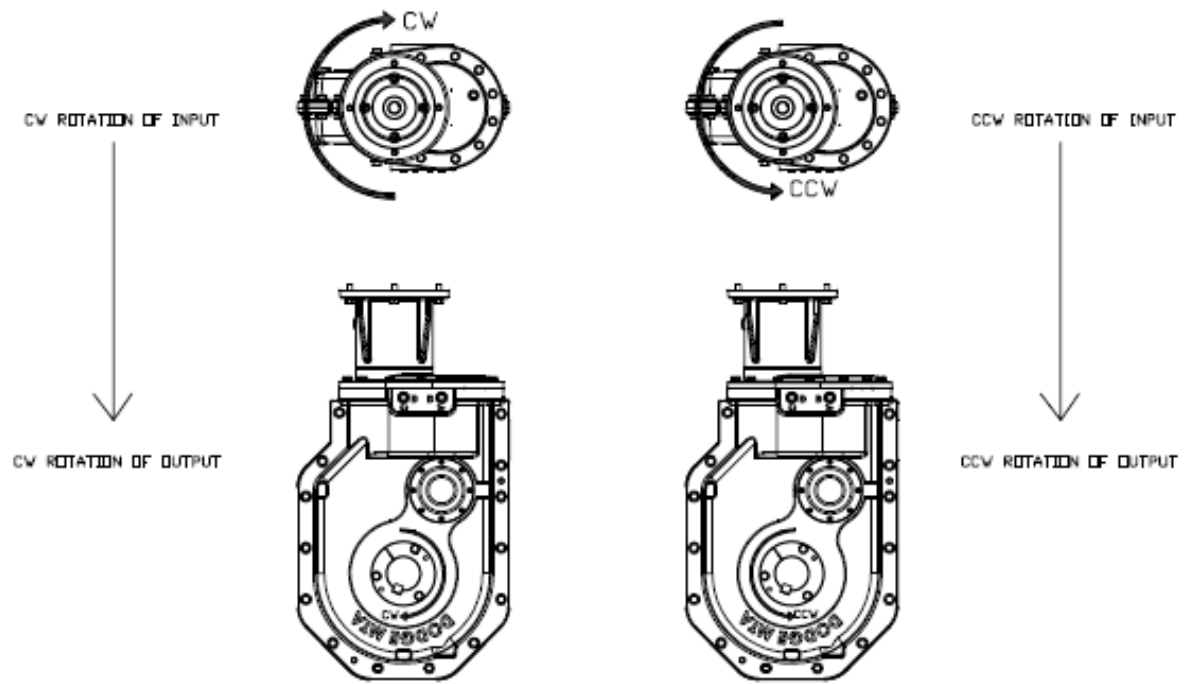
CCW ROTATION OF INPUT -----> CW ROTATION OF OUTPUT



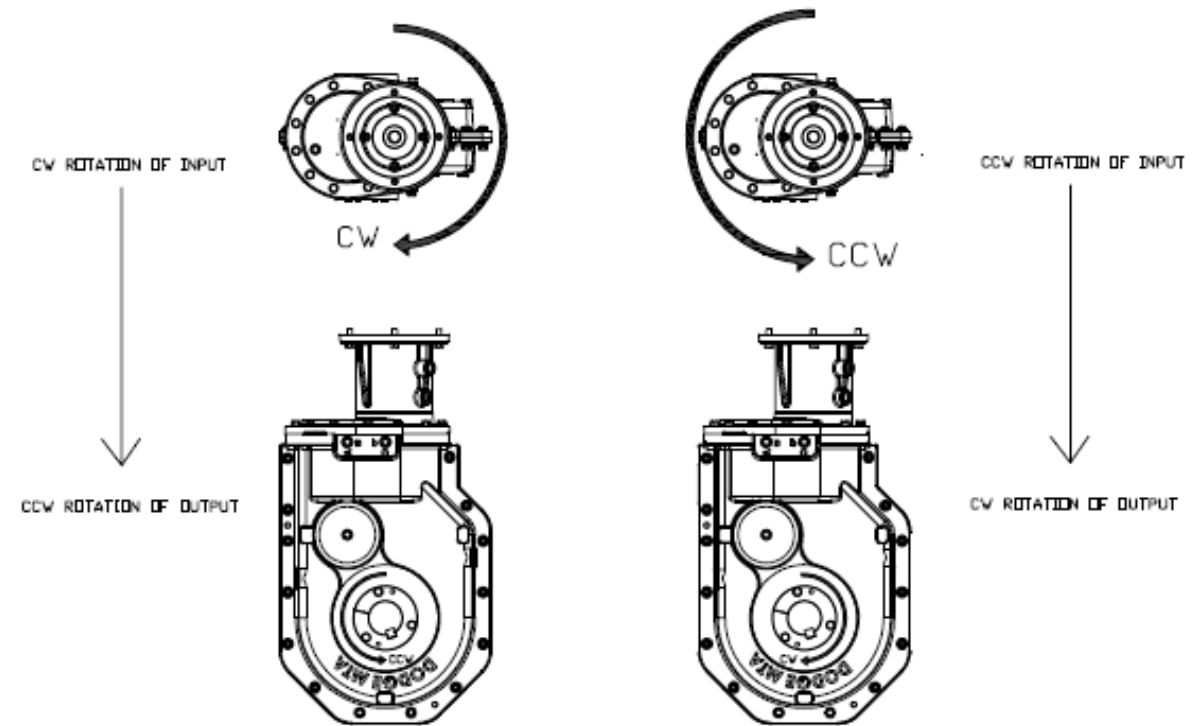
CW ROTATION OF INPUT -----> CCW ROTATION OF OUTPUT



POSITION D - BACKSTOP SIDE OUTBOARD



POSITION D - BACKSTOP SIDE INBOARD



EXTERNAL/PUBLIC DOCUMENT

ABB Motors and Mechanical Inc.
 6040 Ponders Court
 Greenville, SC 29615
 Phone: +1 864 284 5700
 Email: DodgeEngineering@abb.com