

NEMA RPM PD Direct Current Motors

The buy or replace decision for DC motors just got easier with the Baldor•Reliance® RPM PD, a DC motor with a low profile and power dense design that offers a flexible, cost effective, drop-in replacement with improved reliability and reduced maintenance.

125 Hp – 1200 Hp
PD390 – PD630 NEMA Frame sizes

Extended Speed Range Capabilities

An optimized armature design allows the RPM PD platform to produce full power over extended speed ranges. Placement of the coils within the core slots and the precise slot skew allows for smooth torque transitions and improved commutation as compared to older DC motor technologies.



Reduced Maintenance

The RPM PD Series DC motor was designed with reduced maintenance as a priority. Once electrical neutral has been established, a “snap point” alignment pin is installed that will allow the rocker ring to be rotated 45 degrees in both directions for easily removing or adding brushes during the maintenance process. In addition, the RPM PD series has a mechanical brush monitoring system that utilizes standard brushes versus the replacement of special probed monitoring brushes – a huge cost savings over the life of the motor.

Enhanced Power Dense Package


The low profile/high performance capabilities of the RPM PD Series makes it easy and cost effective to replace existing DC motors in your application. High performance windings allow for full power across a wide speed range with minimal to no cogging while operating at very low speeds.

BALDOR[®]
A MEMBER OF THE ABB GROUP

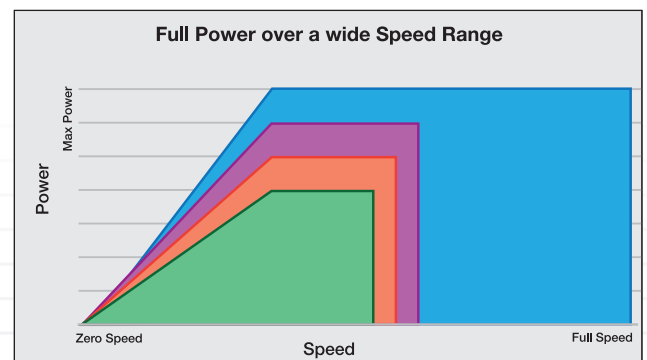


▲ Placement of the coils within the core slots and the precise slot skew allows for higher torque and improved commutating as compared to older DC motor technologies.

Brush gear with “snap point” neutral setting. ▼



The blue curve is RPM PD motor against other DC motors in the industry ▼



General RPM PD Rating Matrix			
500 V Armature 240V or 300 V Field Power Code C Higher Voltages Available Upon Request			
Hp	Base Speed/Field Weakening	Enclosure	Frame
125	250 / 1250	DPG-FV	PD4458
150	300 / 1285	DPG-FV	PD4457
200	500 / 1500	DPG-FV	PD4456
	400 / 1282	DPG-FV	PD4457
250	300/1089	DPG-FV	PD4907
	500/1950	DPG-FV	PD4458
300	400/1498	DPG-FV	PD6302
	300/1450	DPG-FV	PD6304
400	650/1950	DPG-FV	PD4456
	500/1107	DPG-FV	PD4906
	400/965	DPG-FV	PD4905
	500/1409	DPG-FV	PD6301
500	400/1650	DPG-FV	PD6304
	300/910	DPG-FV	PD6304
	850/1750	DPG-FV	PD4457
	650/1650	DPG-FV	PD6304
600	500/1650	DPG-FV	PD6306
	400/1650	DPG-FV	PD6307
	300/910	DPG-FV	PD6309
	1500/2300	DPG-FV	PD4456
700	1150/1750	DPG-FV	PD4457
	850/2050	DPG-FV	PD4906
	650/1818	DPG-FV	PD4907
	500/1036	DPG-FV	PD6304
800	400/1650	DPG-FV	PD6307
	300/900	DPG-FV	PD6309
	1750/2050	DPG-FV	PD4902
	1500/2551	DPG-FV	PD4456
900	1150/2372	DPG-FV	PD4457
	850/1968	DPG-FV	PD4907
	650/1666	DPG-FV	PD4908
	500/1367	DPG-FV	PD6306
1000	400/1150	DPG-FV	PD6307
	300/831	DPG-FV	PD6309
	1750/2050	DPG-FV	PD4904
	1500/2050	DPG-FV	PD4904
1250	1150/2050	DPG-FV	PD4905
	850/1676	DPG-FV	PD4907
	650/1417	DPG-FV	PD4908
	500/1409	DPG-FV	PD6307
1500	400/1198	DPG-FV	PD6308
	1750/2050	DPG-FV	PD4905
	1150/1575	DPG-FV	PD4906
	850/1134	DPG-FV	PD4908
1800	650/1437	DPG-FV	PD6306
	500/1224	DPG-FV	PD6307
	400/1040	DPG-FV	PD6308
	1150/1650	DPG-FV	PD6304
2000	850/1650	DPG-FV	PD6305
	650/1300	DPG-FV	PD6307
2500	1150/1650	DPG-FV	PD6304
	850/1598	DPG-FV	PD6305
3000	650/1164	DPG-FV	PD6307
	1150/1368	DPG-FV	PD6305
3500	850/1169	DPG-FV	PD6306

General RPM PD Rating Matrix			
500 V Armature 240V or 300 V Field Power Code C Higher Voltages Available Upon Request			
Hp	Base Speed/Field Weakening	Enclosure	Frame
125	300/1200	TEDC-AA	PD4458
150	400/1515	TEDC-AA	PD4456
	300/1091	TEDC-AA	PD4458
200	500/2050	TEDC-AA	PD4458
	400/1279	TEDC-AA	PD4906
250	300/1414	TEDC-AA	PD6305
	500/2050	TEDC-AA	PD4458
300	400/1200	TEDC-AA	PD6302
	300/900	TEDC-AA	PD6305
400	650/1600	TEDC-AA	PD4457
	500/1650	TEDC-AA	PD6302
500	400/1358	TEDC-AA	PD6306
	300/1130	TEDC-AA	PD6306
600	850/2050	TEDC-AA	PD4906
	650/1650	TEDC-AA	PD6302
700	500/1500	TEDC-AA	PD6306
	1750/1900	TEDC-AA	PD4453
800	1500/1700	TEDC-AA	PD4456
	1150/2433	TEDC-AA	PD4457
900	850/2050	TEDC-AA	PD4906
	650/1650	TEDC-AA	PD6305
1000	500/1500	TEDC-AA	PD6306
	1750/2050	TEDC-AA	PD4902
1250	1500/2550	TEDC-AA	PD4456
	1150/2022	TEDC-AA	PD4458
1500	850/1968	TEDC-AA	PD4907
	650/1599	TEDC-AA	PD6305
1800	500/1367	TEDC-AA	PD6306
	400/1152	TEDC-AA	PD6307
2000	1750/2050	TEDC-AA	PD4904
	1500/2050	TEDC-AA	PD4904
2500	1150/1534	TEDC-AA	PD4907
	850/1676	TEDC-AA	PD4907
3000	650/1197	TEDC-AA	PD4909
	500/1217	TEDC-AA	PD6309
3500	400/1013	TEDC-AA	PD6309
	1150/1338	TEDC-AA	PD4907
4000	850/1650	TEDC-AA	PD6306
	650/1468	TEDC-AA	PD6307
4500	500/1058	TEDC-AA	PD6309
	1150/1650	TEDC-AA	PD6304
5000	850/1523	TEDC-AA	PD6306
	650/1300	TEDC-AA	PD6307
5500	1150/1650	TEDC-AA	PD6305
	850/1252	TEDC-AA	PD6307
6000	650/1053	TEDC-AA	PD6308

General RPM PD Rating Matrix			
500 V Armature 240V or 300 V Field Power Code C Higher Voltages Available Upon Request			
Hp	Base Speed/Field Weakening	Enclosure	Frame
300	650/1600	TEDC-AW	PD4457
	500/1409	TEDC-AW	PD6301
	400/1214	TEDC-AW	PD6302
400	300/1195	TEDC-AW	PD6304
	1750/1900	TEDC-AW	PD3903
	1500/1800	TEDC-AW	PD3906
	1150/1500	TEDC-AW	PD3907
	850/1500	TEDC-AW	PD4456
500	650/1913	TEDC-AW	PD4457
	500/1304	TEDC-AW	PD6302
	400/1650	TEDC-AW	PD6304
	300/845	TEDC-AW	PD6307
	1750/1900	TEDC-AW	PD3906
600	1500/1700	TEDC-AW	PD3906
	1150/1500	TEDC-AW	PD4456
	850/1400	TEDC-AW	PD4457
	650/1818	TEDC-AW	PD4907
	500/1037	TEDC-AW	PD6304
700	400/1650	TEDC-AW	PD6307
	300/1249	TEDC-AW	PD6309
	1750/1900	TEDC-AW	PD4453
	1500/1700	TEDC-AW	PD4456
	1150/1500	TEDC-AW	PD4457
800	850/1714	TEDC-AW	PD4458
	650/1499	TEDC-AW	PD4907
	500/1067	TEDC-AW	PD4909
	400/1150	TEDC-AW	PD6307
	300/831	TEDC-AW	PD6309
900	1750/2050	TEDC-AW	PD4902
	1500/2050	TEDC-AW	PD4904
	1150/2050	TEDC-AW	PD4905
	850/1676	TEDC-AW	PD4907
	650/1417	TEDC-AW	PD4908
1000	500/1159	TEDC-AW	PD6306
	400/1485	TEDC-AW	PD6308
	1150/2018	TEDC-AW	PD4905
	850/1456	TEDC-AW	PD4907
	650/1229	TEDC-AW	PD4908
1250	500/1225	TEDC-AW	PD6307
	400/1040	TEDC-AW	PD6308
	1150/1396	TEDC-AW	PD4906
	850/1003	TEDC-AW	PD4908
	650/1269	TEDC-AW	PD6306
1500	500/1080	TEDC-AW	PD6307
	1150/1650	TEDC-AW	PD6301
	850/1650	TEDC-AW	PD6304
	650/1134	TEDC-AW	PD6306
	500/1120	TEDC-AW	PD6309
1800	1150/1368	TEDC-AW	PD6305
	850/1160	TEDC-AW	PD6306



Baldor Electric Company
 P.O. Box 2400 • Fort Smith, AR 72902-2400 U.S.A.
 Phone (479) 646-4711 • Fax (479) 648-5792