

Industrial Grinders

Definite Purpose Motors

Unit Handling Motors

Brake Motors

IEC Frame Motors

50 Hertz Motors

Inverter/Vector Motors & Controls

DC Motors and Controls

Gearmotors and Gear Products

Motor Accessories

Grinders



600E

Cast aluminum wheel guards can be exhausted or left closed. 8-foot power cord. Base mounted on/off switch. Rubber feet minimize vibration.

Hp	RPM	Wheel Size	Catalog Number	List Price	Mult. Sym.	Shpg. Wgt.	Voltage	Style	Agency Approval	Notes
1/3	3600	6"x3/4"x1/2"	600E	361	G1	30	115	Grinder	UL	a,c,p
1/3	3600	6"x3/4"x1/2"	602E	361	G1	30	115	Grinder/Buffer	UL	b,c,p

EXERCISE CAUTION AND WEAR SAFETY GLASSES

Cast aluminum non-exhaust type wheel guards. 8-foot power cord. Base mounted on/off switch. Rubber feet to minimize vibration.

Hp	RPM	Wheel Size	Catalog Number	List Price	Mult. Sym.	Shpg. Wgt.	Voltage	Style	Agency Approval	Notes
1/3	3600	6"x3/4"x1/2"	612	408	G1	30	115	Grinder	UL, CSA	a,c,f,p
1/3	3600	6"x3/4"x1/2"	662	408	G1	29	115	Grinder/Buffer	UL, CSA	b,c,f,p

EXERCISE CAUTION AND WEAR SAFETY GLASSES



623E

Cast iron exhaust type wheel guards. 8-foot power cord. Base mounted on/off switch. Rubber feet to minimize vibration.

Hp	RPM	Wheel Size	Catalog Number	List Price	Mult. Sym.	Shpg. Wgt.	Voltage	Style	Agency Approval	Notes
1/4	1800	6"x3/4"x1/2"	632E	408	G1	47	115	Grinder		a,d,p
1/3	3600	6"x3/4"x1/2"	612E	408	G1	44	115	Grinder	UL, CSA	a,c,p
1/3	3600	6"x3/4"x1/2"	623E	583	G1	47	115	Grinder	UL	a,d,p
1/3	3600	6"x3/4"x1/2"	623ED	758	G1	61	115	Grinder		a,d,e
1/3	3600	6"x3/4"x1/2"	662E	551	G1	43	115	Grinder/Buffer	UL, CSA	a,c,p
1/3	3600	6"x3/4"x1/2"	673E	583	G1	45	115	Grinder/Buffer	UL	a,d,p

EXERCISE CAUTION AND WEAR SAFETY GLASSES



7306

Cast iron exhaust type wheel guards. 8-foot power cord. Base mounted on/off switch. Rubber feet to minimize vibration.

Hp	RPM	Wheel Size	Catalog Number	List Price	Mult. Sym.	Shpg. Wgt.	Voltage	Style	Agency Approval	Notes
1/2	3600	7"x1"x5/8"	712	592	G1	45	115	Grinder	UL, CSA	a,c,f,p
1/2	3600	7"x1"x5/8"	762	592	G1	43	115	Grinder/Buffer	UL, CSA	b,c,f,p
1/2	3600	7"x1"x5/8"	712E	693	G1	68	115	Grinder	UL, CSA	a,c,p
1/2	3600	7"x1"x5/8"	762E	693	G1	68	115	Grinder/Buffer	UL, CSA	b,c,p
1/2	1800	7"x1"x5/8"	7306	750	G1	70	115/230	Grinder	UL	a,d,g,p
1/2	3600	7"x1"x5/8"	7307	750	G1	70	115/230	Grinder	UL, CSA	a,d,g,p
1/2	3600	7"x1"x5/8"	7351	750	G1	67	115/230	Grinder/Buffer	UL, CSA	b,d,g,p
1/2	1800	7"x1"x5/8"	7308	750	G1	71	208-230/460	Grinder	UL, CSA	a,d,h,p
1/2	3600	7"x1"x5/8"	7309	750	G1	72	208-230/460	Grinder	UL, CSA	a,d,h,p
1/2	1800	7"x1"x5/8"	7306D	944	G1	84	115/230	Grinder	UL	a,d,e,g
1/2	3600	7"x1"x5/8"	7307D	944	G1	84	115/230	Grinder	UL	a,d,e,g
1/2	3600	7"x1"x5/8"	7309D	944	G1	87	208-230/460	Grinder	UL, CSA	a,d,e,h
1/2	1800	7"x1"x5/8"	7312D	1,142	G1	90	115	Grinder	UL	a,d,e

EXERCISE CAUTION AND WEAR SAFETY GLASSES

NOTES:

- (a) Supplied with 36 & 60 grit wheels.
- (b) Supplied with 36 grit and 0.014 wire wheel.
- (c) Stamp steel tool rests.
- (d) Cast iron tool rests.
- (e) Deluxe model includes water pot, tool tray and lighted eyeshields.
- (f) Non-exhaust type wheel guards.
- (g) Factory connected for 115 volts, power cord supplied.
- (h) Factory connected for 208-230 volts, no power cord.
- (p) Supplied with eye shield.

Industrial Grinders

All models have cast iron tool rests and exhaust type wheel guards. 8-foot power cord. Base mounted on/off switch. Rubber feet to minimize vibration.



8100W



8100WD

Hp	RPM	Wheel Size	Catalog Number	List Price	Mult. Sym.	Shpg. Wgt.	Voltage	Style	Agency Approval	Notes
3/4	1800	8"x1"x3/4"	8100W	1,136	G1	99	115/230	Grinder	UL	a,g,p
3/4	1800	8"x1"x3/4"	8100WD	1,296	G1	110	115/230	Grinder	UL	a,e,g
3/4	3600	8"x1"x3/4"	8107W	1,136	G1	99	115/230	Grinder	UL	a,g,p
3/4	3600	8"x1"x3/4"	8107WD	1,296	G1	111	115/230	Grinder	UL	a,e,g
3/4	3600	8"x1"x3/4"	8250W	1,136	G1	97	115/230	Grinder/Buffer	UL	b,g,p
3/4	1800	8"x1"x3/4"	8102W	1,100	G1	98	208-230/460	Grinder	UL, CSA	a,h,p
3/4	1800	8"x1"x3/4"	8102WD	1,276	G1	111	208-230/460	Grinder	UL, CSA	a,e,h
3/4	3600	8"x1"x3/4"	8123W	1,100	G1	99	208-230/460	Grinder	UL, CSA	a,h,p
3/4	3600	8"x1"x3/4"	8123WD	1,276	G1	112	208-230/460	Grinder	UL, CSA	a,e,h
3/4	3600	8"x1"x3/4"	8252W	1,100	G1	95	208-230/460	Grinder/Buffer		b,h,p
3/4	3600	8"x1"x3/4"	8125W	1,100	G1	99	575	Grinder	UL	a,i,p

EXERCISE CAUTION AND WEAR SAFETY GLASSES



1022W



1022WD

All models have cast iron tool rests and exhaust type wheel guards. Base mounted on/off switch. Rubber feet to minimize vibration.

Hp	RPM	Wheel Size	Catalog Number	List Price	Mult. Sym.	Shpg. Wgt.	Voltage	Style	Agency Approval	Notes
1	1800	10"x1"x7/8"	1022W	1,449	G1	133	115/230	Grinder	UL	a,j,p
1	1800	10"x1"x7/8"	1022WD	1,659	G1	145	115/230	Grinder	UL	a,e,j
1-1/2	1800	10"x1"x7/8"	1021W	1,428	G1	134	208-230/460	Grinder	UL, CSA	a,h,p
1-1/2	1800	10"x1"x7/8"	1021WD	1,636	G1	146	208-230/460	Grinder	UL, CSA	a,e,h
1-1/2	1800	10"x1"x7/8"	105W	1,428	G1	133	575	Grinder	UL, CSA	a,i,p

EXERCISE CAUTION AND WEAR SAFETY GLASSES

NOTES:

- (a) Supplied with 36 & 60 grit wheels.
- (b) Supplied with 36 grit and 0.014 wire wheel.
- (e) Deluxe model includes water pot, tool tray and lighted eyeshields.
- (g) Factory connected for 115 volts, power cord supplied.
- (h) Factory connected for 208-230 volts, no power cord.
- (i) 575 volt, 50/60 Hz.
- (j) Factory connected for 115 volts, no power cord.
- (p) Supplied with eye shield.

Industrial Grinders
12 Inch



BALDOR
Catalog #1215W
with #GA20 Pedestal
(sold separately)

Cast iron tool rests & exhaust type wheel guards. Manual starter with overload protection. Also includes lighted eyeshield (bulb not included). All three-phase units are suitable for 50/60 Hz, 1500/1800 RPM operation. Wheels sold separately. See chart below.

Hp	RPM	Wheel Size	Catalog Number	List Price	Mult. Sym.	Shpg. Wgt.	Voltage	Style	Agency Approval	Notes
2	1800	12"X2"X1-1/4"	1215W	3,258	G1	253	208-230/460	Grinder	CSA	k
3	1800	12"X2"X1-1/4"	1216W	3,373	G1	248	208-230/460	Grinder	CSA	k
2	1800	12"X2"X1-1/4"	1217W	3,450	G1	253	115/230	Grinder		J
3	1800	12"X2"X1-1/4"	129W	3,373	G1	256	575	Grinder	CSA	i

EXERCISE CAUTION AND WEAR SAFETY GLASSES

Cast iron tool rests & exhaust type wheel guards. Magnetic starter with overload protection. Also includes lighted eyeshields (bulbs not included). Suitable for 50/60 Hz operation. Wheels sold separately. See chart below.

Hp	RPM	Wheel Size	Catalog Number	List Price	Mult. Sym.	Shpg. Wgt.	Voltage	Style	Agency Approval	Notes
5	1800	14"X3"X1-1/4"	1406W	4,179	G1	359	230	Grinder	CSA	m
5	1800	14"X3"X1-1/4"	1410W	4,179	G1	362	460	Grinder		m
5	1800	14"X3"X1-1/4"	1408W	4,179	G1	358	575	Grinder	CSA	m
7-1/2	1800	14"X3"X1-1/4"	1407W	4,559	G1	372	230	Grinder	CSA	m
7-1/2	1800	14"X3"X1-1/4"	1411W	4,559	G1	381	208-230/460	Grinder		m
7-1/2	1800	14"X3"X1-1/4"	1409W	4,559	G1	374	575	Grinder	CSA	m

EXERCISE CAUTION AND WEAR SAFETY GLASSES

14 Inch



BALDOR
Catalog #1407W
with #GA20 Pedestal
(sold separately)

Wheels for 12-Inch and 14-Inch Grinders

High quality aluminum oxide and silicon abrasive in a premium vitrified system

Catalog Number	List Price	Mult. Sym.	Diameter	Face	Bore	Grit	Shpg. Wgt.
B125	238	A8	12"	2"	1-1/4"	30	22
B126	240	A8	12"	2"	1-1/4"	46	22
B147	449	A8	14"	3"	1-1/4"	30	42
B148	449	A8	14"	3"	1-1/4"	46	41

NOTE: When installing new wheels, check wheels for possible damage. Do not use a damaged wheel. With new wheel installed, all safety guards in place and operator standing away from front of grinder, run grinder for one minute before apply work.

EXERCISE CAUTION AND WEAR SAFETY GLASSES

NOTES:

- (i) 575 volt, 50//60 Hz.
- (j) Factory connected for 115 volts, no power cord.
- (k) Factory connected for 230, manual starter, specify voltage when ordering.
- (m) Factory connected for 230, magnetic starter must be changed for other voltages.

Industrial Tool Grinders

Diamond Wheel Grinder



Catalog #522

Baldor Diamond Wheel Tool Grinders feature all cast iron construction. Precision built, they have locked double row bearings and a maximum runout of .002 for precise tool and die work. Accommodates cup wheels with 1-1/4" center hole. Large tool tables with protractor type tool support. Light and water pot with spout and faucet that can be moved to either side are standard equipment. Diamond wheels sold separately. See chart below.

Hp	RPM	Cup Wheel Size	Catalog Number	List Price	Mult. Sym.	Shpg. Wgt.	Voltage	Style	Agency Approval	Notes
1/2	3600	6"x1"x1-1/4"	522	1,736	G1	108	115	Tool Grinder	UL	g
1/2	3600	6"x1"x1-1/4"	532	1,736	G1	109	208-230/460	Tool Grinder	UL	h

NOTE: Rough service bulb is suggested.

EXERCISE CAUTION AND WEAR SAFETY GLASSES

Carbide Tool Grinder



Catalog #500

Baldor Carbide Tool Grinders feature all cast iron construction. Accommodates cup wheels with 1-1/4" center hole. Large tool tables with protractor type tool support. Light and water pot with spout and faucet that can be moved to either side are standard equipment. Wheels sold separately. See chart below.

Hp	RPM	Wheel Size	Catalog Number	List Price	Mult. Sym.	Shpg. Wgt.	Voltage	Style	Agency Approval	Notes
1/2	3600	6"x1"x1-1/4"	500	1,544	G1	109	115	Tool Grinder	UL	g
1/2	3600	6"x1"x1-1/4"	510	1,544	G1	109	208-230/460	Tool Grinder	UL	h

NOTE: Rough service bulb is suggested

EXERCISE CAUTION AND WEAR SAFETY GLASSES

Wheels and Accessories

Catalog Number	List Price	Mult. Sym.	Shpg. Wgt.	Face	Grit	Description
D501	994	A8	5	3/4"	120	General Purpose Diamond Wheel
D502	994	A8	2	3/4"	220	Fine Finish Diamond Wheel
C61	217	A8	5	1"	60	Silicone Carbide
C121	217	A8	3	1"	120	Silicone Carbide
S46	143	A8	3	1"	46	Aluminum Oxide
S61	143	A8	3	1"	60	Aluminum Oxide
GA8	525	A8	1			Wheel Dresser with Diamond NIB
GA7	143	A8	1			Diamond NIB for GA8 (7/16 diameter x 1" long)

NOTE: When installing new wheels, check wheel for possible damage. Do not use a damaged wheel. With new wheel installed and all safety guards in place, and operator is standing away from front of grinder, run grinder for one minute before applying work.


EXERCISE CAUTION AND WEAR SAFETY GLASSES

NOTES:

- (g) Factory connected for 115 volts, power cord supplied.
- (h) Factory connected for 208-230 volts, no power cord.



Catalog #D501



Catalog #C61



GA8

GA7

Definite Purpose Motors

Unit Handling Motors

Brake Motors

IEC Frame Motors

50 Hertz Motors

Inverter/Vector Motors & Controls

DC Motors and Controls

Gearmotors and Gear Products

Motor Accessories

Grinders

Industrial Abrasive Belt Sanders

Baldor offers several options when it comes to industrial belt sanders, fixed and tiltable belts, grinder/sanders and even an adjustable speed sander for increased flexibility. All units come with a base mounted on/off switch. 602E-MT equipped with 2x36" 100 grit belt, all others 2x48" 80 grit belt.



Catalog #602E-MT Catalog #248-151D Catalog #248-181TD Catalog #248-151TD Catalog #248-151AS

Hp	RPM	Tiltable Belt	Catalog Number	List Price	Mult. Sym.	Shpg. Wgt.	Voltage	Style	Agency Approval	Notes
1/3	3600	Multi-Position	602E-MT	911	G1	47	115	Grinder/Belt Sander		g,n,r
1-1/2	3600	Fixed	2048-151D	1,866	G1	88	115/230	Belt Sander	UL	g
1-1/2	3600	Fixed	2048-153D	1,778	G1	76	208-230/460	Belt Sander	UL	h
1-1/2	3600	Three positions	248-151TD	2,065	G1	95	115/230	Belt Sander	UL	g
1-1/2	3600	Three positions	248-153TD	1,948	G1	84	208-230/460	Belt Sander	UL	h
1-1/2	3600	Three positions	248-181TD	2,381	G1	138	115/230	Grinder/Belt Sander		J,l,r
1-1/2	3600	Three positions	248-183TD	2,336	G1	128	208-230/460	Grinder/Belt Sander	UL	h,l,r
1-1/2	0-3600	Three positions	248-151AS	2,619	G1	105	115	Adjustable Speed		g,l

EXERCISE CAUTION AND WEAR SAFETY GLASSES

Industrial Buffers

Buffers are designed for use with soft cloth wheels **ONLY**. Specific buffing applications may require the addition of operator safety devices. Consult with a safety engineer before installation. Price includes flanges and nuts but **does not** include wheels.



Catalog #333B



Catalog #1458 with #GA20 Pedestal (sold separately)

Hp	RPM	Max. Wheel Size	Shaft Diameter	Catalog Number	List Price	Mult. Sym.	Shpg. Wgt.	Voltage	Agency Approval	Notes
1/4	1800	6"	1/2"	114	413	G1	24	115	UR	g,s
1/3	3600	6"	1/2"	111	413	G1	25	115	UR	g,s
3/4	1800	8"	3/4"	332B	811	G1	55	115/230	UR	g,s
3/4	3600	8"	3/4"	333B	811	G1	56	115/230	UR	g,s
3/4	1800	8"	3/4"	334B	792	G1	54	208-230/460	UR, CSA	h,s
3/4	3600	8"	3/4"	330B	792	G1	56	208-230/460	UR, CSA	h,s
1	1800	10"	7/8"	407B	1,076	G1	60	115/230	UR	j,s
1-1/2	3600	10"	7/8"	410B	1,058	G1	61	115/230	UR	j,s
1-1/2	1800	10"	7/8"	409B	1,033	G1	59	208-230/460	UR, CSA	h,s
1-1/2	3600	10"	7/8"	412B	1,033	G1	62	208-230/460	UR, CSA	h,s
2	1800	12"	1-1/4"	1250	2,492	G1	164	115/230	UR	k
2	3600	12"	1-1/4"	1251	2,421	G1	160	115/230	UR	k
3	1800	12"	1-1/4"	1252	288	G1	156	208-230/460	UR, CSA	k
3	3600	12"	1-1/4"	1253	2,223	G1	156	208-230/460	UR, CSA	k
5	1200	14"	1-1/4"	1457	3,341	G1	228	230	UR, CSA	m
5	1800	14"	1-1/4"	1458	2,844	G1	218	230	UR, CSA	m
7-1/2	1800	14"	1-1/4"	1454	3,176	G1	229	230	UR, CSA	m
7-1/2	3600	14"	1-1/4"	1453	3,006	G1	223	230	UR, CSA	m

EXERCISE CAUTION AND WEAR SAFETY GLASSES

NOTES:

- (g) Factory connected for 115 volts, power cord supplied.
- (h) Factory connected for 208-230 volts, no power cord.
- (j) Factory connected for 115 volts, no power cord.
- (k) Factory connected for 230, manual starter, specify voltage when ordering.
- (l) Supplied with 8"x1"x3/4" 36 grit wheel and 80 grit belt.
- (m) Factory connected for 230, magnetic starter must be changed for other voltages.
- (n) Supplied with 0.014 wire wheel and 36" x 2" 100 grit belt.
- (r) Grinder side eye shield included.
- (s) Base mounted on-off switch.

Define Purpose Motors

Unit Handling Motors

Brake Motors

IEC Frame Motors

50 Hertz Motors

Inverter/Vector Motors & Controls

DC Motors and Controls


Gearmotors and Gear Products

Motor Accessories


Grinders

Big Red Grinders

Big Red Grinders are available with 6", 7" or 8" wheels, equipped with base mounted on/off switch and 8 foot cord with plug. Rubber mounting feet help minimize vibration. Models ending in "E" have exhaust type wheel guards.



600RE



812RE

Hp	RPM	Wheel Size	Catalog Number	List Price	Mult. Sym.	Shpg. Wgt.	Voltage	Style	Agency Approval	Notes
1/3	3600	6"x3/4"x1/2"	600RE	361	G1	29	115	Grinder	UL	a,c,p
1/3	3600	6"x3/4"x1/2"	602RE	361	G1	29	115	Grinder/Buffer	UL	b,c,p
1/3	3600	6"x3/4"x1/2"	612R	408	G1	30	115	Grinder	UL, CSA	a,c,f,p
1/3	3600	6"x3/4"x1/2"	662R	408	G1	29	115	Grinder/Buffer	UL, CSA	b,c,f,p
1/2	3600	7"x1"x5/8"	712R	592	G1	45	115	Grinder	UL, CSA	a,c,f,p
1/2	3600	7"x1"x5/8"	762R	592	G1	43	115	Grinder/Buffer	UL, CSA	b,c,f,p
1/2	3600	7"x1"x5/8"	712RE	709	G1	68	115	Grinder	UL, CSA	a,c,p
1/2	3600	7"x1"x5/8"	762RE	709	G1	66	115	Grinder/Buffer	UL, CSA	b,c,p
3/4	3600	8"x1"3/4"	812RE	1,074	G1	96	115/230	Grinder	UL	a,c,g,p
3/4	3600	8"x1"3/4"	862RE	1,074	G1	95	115/230	Grinder/Buffer	UL	a,c,g,p

EXERCISE CAUTION AND WEAR SAFETY GLASSES

Big Red Accessories

Pedestals



GA16R

GA14R

Catalog Number	Description	List Price	Mult. Sym.	Shpg. Wgt.
GA16R	Cast iron pedestal can be used on all Big Red Grinders Height is 32-7/8"	536	A8	62
GA16RE	Light industrial version, all steel construction for use on 6" & 7" only, height is 34"	319	A8	36
GA20RE	Light industrial version, all steel construction for use on 8" only, height is 34"	369	A8	54
GA14R	Fabricated steel pedestal with storage shelves can be used on all Big Red Grinders, height is 34-1/2"	369	A8	64
GA9R	2) Lighted eyeshield, 5-1/2" x 3-3/4" viewing area, 8-ft cord with plug, mounts to any Big Red Grinder	206	A8	5
GA9SR	2) Lighted eyeshield with on/off switch, 5-1/2" x 3-3/4" viewing area, 8-ft cord with plug, mounts to any Big Red Grinder	229	A8	5

Lighted Eyeshields



GA9R

GA9SR

NOTES:

- (a) Supplied with 36 & 60 grit wheels.
- (b) Supplied with 36 grit and 0.014 wire wheel.
- (c) Stamp steel tool rests.
- (d) Cast iron tool rests.
- (f) Non-exhaust type wheel guards.
- (g) Factory connected for 115 volts, power cord supplied.
- (p) Supplied with eye shield.

Accessories
Dust Control Units for Baldor Grinders, 115V, Single Phase, 60 Hz



Catalog #1022W
with DC10 and GA16
(sold separately)

NOTE: Do not collect potentially reactive materials without consulting (NFPA) National Fire Protection Association Standards. Powered by a 1/2 Hp TEFC single phase Baldor motor with cord, switch, and plug. 230 volt single phase units are available and supplied less switch, cord, and plug. Specify for 230 volt single phase operation. Collectors with three phase motor less cord, switch, and plug are available. For 208-230/460 volt three phase, add suffix -3 to catalog number. Add \$30.00 to list price. Mount dust control units with Grinder and GA16 or GA20 pedestal.

Accessories
Grinder and Buffer



Catalog Number	Dust Control Unit Price	Mult. Sym.	Grinding Wheel Maximum		Cubic Ft/Min		Air Control Valves	Shpg. Wgt.
			Dia.	Width	Total Cap.	Required Per Wheel By OSHA (o)		
DC7	1,464	A8	7"	1"	440	220	Yes	60
DC8	1,464	A8	8"	1"	440	220	Yes	62
DC10	1,464	A8	10"	1"	440	390	Yes (p)	60
DC12	1,591	A8	12"	2"	440	390	Yes (p)	62
DC12-3	1,591	A8	12"	2"	440	390	Yes (p)	57
DC14-3 (n)	2,596	A8	14"	3"	700	590	Yes (p)	73

EXERCISE CAUTION AND WEAR SAFETY GLASSES

- (n) DC14-3 powered with 1Hp TEFC 208-230/460 volt, three phase motor, less cord, switch, and lug.
- (o) From ventilation section 1910.94 table G-4 Federal register vol. 37 #202, 10-18-72.
- (p) Air control valve required to direct total CFM of collector to only the wheel being used to meet OSHA CFM requirements on 10" and larger grinders.

Replacement Filter Bags


Catalog Number	List Price	Mult. Sym.	Dust Control Unit	Shpg. Wgt.
ARB-1	152	A8	DC7, 8, 10, 12, 12-3	1
ARB-2	231	A8	DC14-3	2

Item Number	Catalog Number	Description	List Price	Mult. Sym.	Shpg. Wgt.
A	GA16	Pedestal "Cast Iron"	489	A8	62
	GA16E	"Steel"	319	A8	36
B	GA14	Pedestal "Steel"	369	A8	64
C	GA20	Pedestal "Cast Iron"	803	A8	119
	GA20E	"Steel"	369	A8	54
D	GA24	Water Pot	60	A8	1
E	GA3	Water Pot	162	A8	7
F	GA25	Tool Tray	59	A8	9
G	GA4	Tool Tray	187	A8	6
H	GA11	Eyeshield (pair)	99	A8	2
I	GA10	Eyeshield (pair)	94	A8	1
J	GA9	Lighted Eyeshield (less on/off switch) (pair)	206	A8	5
J-1	GA9-1	same as GA9 except packed 1 unit per carton	114	A8	3
K	GA9S	Lighted Eyeshield (with on/off switch) (pair)	229	A8	6
L	GA13	Eyeshield for 6" Grinders (pair)	53	A8	2
M	AB248	Abrasive Belt 2" x 48" - 80 Grit	32	A8	1

- (A) **GA16 Pedestal** for 6", 7", 8" and 10" grinders, carbide and diamond wheel grinders, 1/4 Hp through 1-1/2 Hp buffers and belt grinders. Height 32 7/8".
GA16E for 6" & 7" grinders "all steel construction". Height 34".
- (B) **GA14 Pedestal** - fabricated steel, for 6", 7", 8" and 10" grinders, 1/4 Hp through 1 1/2 Hp buffers. Height 34 1/2".
- (C) **GA20 Pedestal** for 8", 10", 12" and 14" grinders and 3/4 through 7-1/2 Hp buffers. Height 30".
GA20RE for 8" & 10" grinders "all steel construction". Height 34".
- (D) **GA24 Water Pot** for 623E, 673E, 612E, 662E, and 7" (except #712, #712R, #762, & #762R), 8" and 10" grinders. Supplied with mounting bracket and swivel arm. Capacity 1-1/2 pints.
- (E) **GA3 Water Pot** for GA20 pedestal. Capacity 3 pints.
- (F) **GA25 Tool Tray** for 623E, 632E, 673E, 612E, 662E and 7" (except #712, #712R, #762, & #762R), 8" and 10" grinders. Supplied with mounting bracket and swivel arm. Diameter 8". Area 48 square inches.
- (G) **GA4 Tool Tray** for GA20 pedestal. Dimensions 12" x 6".
- (H) **GA11 Eyeshield** - 6" x 4" shatter resistant Plexiglas®. Fits Baldor grinders 7" through 14".
- (I) **GA10 Eyeshield** - 5" x 4" shatter resistant Plexiglas®. Fits Baldor 6" grinders and #712, #712R, #762 & #762R.
- (J) **GA9 Lighted Eyeshield** - 5 1/2" x 3 3/4" viewing area made of shatter resistant Plexiglas®. Supplied with 8 foot 3 conductor cord with plug. Accommodates standard 115 volt 60 watt bulb. Supplied less bulb and on/off switch. Mounts to Baldor grinders except tool and belt grinders. Adjusts horizontally and vertically. U.L. listed/CSA certified.
- (J-1) **GA9-1** - Same as GA9 except packed 1 per carton. 115 volt only.
- (K) **GA9S Lighted Eyeshield with On/Off Switch** - 115 volt only.
- (L) **GA13 Eyeshield for 600 Series 6" Grinders**
- (M) **AB248 Abrasive Belt** - 2" x 48" - 80 Grit.

Accessories

Wheels for Grinders




Features: Extremely durable aluminum oxide abrasive grain. Excellent for steels and alloy steels. Ideal for numerous general purpose applications.

Catalog Number	List Price	Mult. Sym.	Diameter	Face	Bore	Grit	Shpg. Wgt.
B66	44	A8	6"	3/4"	1/2"	36	2
B67	44	A8	6"	3/4"	1/2"	60	2
B73	60	A8	7"	1"	5/8"	36	4
B74	60	A8	7"	1"	5/8"	60	3
B80	71	A8	8"	1"	3/4"	36	5
B81	71	A8	8"	1"	3/4"	60	4
B102	105	A8	10"	1"	7/8"	36	8
B103	105	A8	10"	1"	7/8"	60	6
B125	238	A8	12"	2"	1-1/4"	30	22
B126	240	A8	12"	2"	1-1/4"	46	22
B147	449	A8	14"	3"	1-1/4"	30	42
B148	449	A8	14"	3"	1 1/4"	46	41

EXERCISE CAUTION AND WEAR SAFETY GLASSES

Sewed Cotton Buffing Wheels




Features: Wheels are muslin cloth, spiral sewn. These bore sizes will fit shafts 1/8" greater diameter than bore.

Catalog Number	List Price	Mult. Sym.	Diameter	Face	Bore	Shpg. Wgt.
A65	31	A8	6"	1/4"	1/2"	1
A82	38	A8	8"	1/4"	3/4"	1
A103	57	A8	10"	1/4"	7/8"	1

EXERCISE CAUTION AND WEAR SAFETY GLASSES

NOTE: Cotton wheels are supplied in sections 1/4" wide. Two (or more) sections may be put together to make up wheel of desired width.

Wire Brush Wheels



Features: Wheels are crimped, carbon steel wire.

Catalog Number	List Price	Mult. Sym.	Diameter	Face	Bore	Diameter of Wire	Shpg. Wgt.
W64	53	A8	6"	5/8"	1/2"	0.014	1
W70	62	A8	7"	5/8"	5/8"	0.014	1
W82	70	A8	8"	3/4"	3/4"	0.014	1

EXERCISE CAUTION AND WEAR SAFETY GLASSES

NOTE: Baldor 6", 7" & 8" grinders equipped with grinding wheels can be converted to have wire brush wheels. To properly fit the wire brush wheels, flat washers or spacer must be placed on both sides of the wheel flanges. This will accommodate the width differences between the wire brush wheel and the original grinding wheel. Order washers/spacers as follows:
6" (3) HW1000A50, 7" (2) HA2047A01, 8"(4) HW1000A75

NOTE: When installing new wheels, check wheel for possible damage. Do not use a damaged wheel. With new wheel installed and all safety guards in place, and operator standing away from front of grinder, run grinder for one minute before applying work.
(Wear safety glasses). **Exercise Caution.**

Definite Purpose Motors

Unit Handling Motors

Brake Motors

IEC Frame Motors

50 Hertz Motors


Inverter/Vector Motors & Controls

DC Motors and Controls

Gearmotors and Gear Products

Motor Accessories

Polishing Lathes, Chucks



Baldor polishing lathes have features preferred by dentists, dental lab technicians, jewelers, lapidary and other for precision, trouble-free polishing. All lathes are supplied with 8-foot cord with plug, rubber feet and heavy construction to minimize vibration, provisions for mounting to a laboratory bench are provided as well.

Hp	RPM	Shaft Diameter/Taper	Catalog Number	List Price	Mult. Sym.	Shpg. Wgt.	Voltage	Style	Notes
1/4	3600/1800	0.375 / 0.250	340	482	G1	31	115	Dual Speed	q
1/4	3000/1500	0.375 / 0.250	342	482	G1	31	220-240	Dual Speed	r
1/4	3600/1800	0.375 / 0.250	353T	529	G1	35	115	Dual Speed	q
1/2	3600	0.375 / 0.250	359T	530	G1	36	115	Single speed	q
1/3	3600/1800	0.375 / 0.250	380T	588	G1	42	115	Dual Speed	q
1/3	3600/1800	0.375 / 0.250	380WCT	1,355	G1	47	115	Dual Speed	q,s
1/2	3600	0.625 / straight	LPL50	515	G1	43	115	Single speed	q,t
3/4	3600	0.625 / straight	LPL75	628	G1	48	115/230	Single speed	q,t

EXERCISE CAUTION AND WEAR SAFETY GLASSES
NOTES:

- (q) Factory connected for 115 volts, power cord supplied.
- (r) Factory connected for 220-240 volts, power cord without plug.
- (s) Right side equipped with Wells Dental "Super Quick" chuck, 2 mandrels, 2 stone, 1 arbor band, 1 soft wheel chuck.
- (t) Single shaft, right side.

Baldor True-Running Chucks

Made to close-tolerance specifications, keeps vibration to an absolute minimum. All chuck guaranteed to match Baldor lathes and other make with standard tapered shaft. Mounting hole 0.370" tapered 0.250 per foot.



Catalog Number	List Price	Mult. Sym.	Description	Shpg. Wgt.
R1	96	A8	Hard Wheel, Right Hand, Brass	1
R2	47	A8	Soft Wheel, Right Hand, Brass	1
L3	92	A8	Hard Wheel, Left Hand, Brass	1
L4	107	A8	Soft Wheel, Left Hand, Brass	1
R5A	158	A8	Burr Chuck, Right Hand,	1
R6	53	A8	Arbor Band, Right Hand, Brass	1
L7	206	A8	Burr Chuck, Left Hand, Stainless	1

EXERCISE CAUTION AND WEAR SAFETY GLASSES

NOTE: R1 & L3 hard wheel chucks accommodate up to 1/4" wide wheel with 1/4" arbor hole. R6 arbor band chuck accommodates 1/2" wide x 3/4" diameter arbor band.

Dust Collector Bags

Catalog Number	List Price	Mult. Sym.	Description	Shpg. Wgt.
DA1	58	A8	Dust Collector Bag (1 per carton). For Baldor D60 and D61 Dust Collectors	1

THREE YEAR WARRANTY

Baldor polishing lathes are warranted against burnouts, defective materials, and workmanship for three full years. Warranty covers all parts except those subject to normal wear. "Wells Quick Chuck" warranted one year by manufacturer.