


DODGE

# Hydraulic Motorized Torque-Arm II

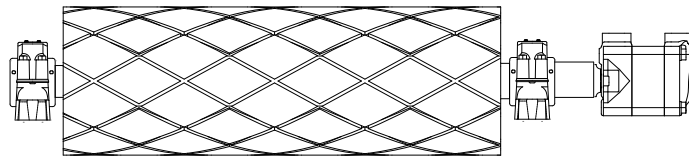
## Speed reducers



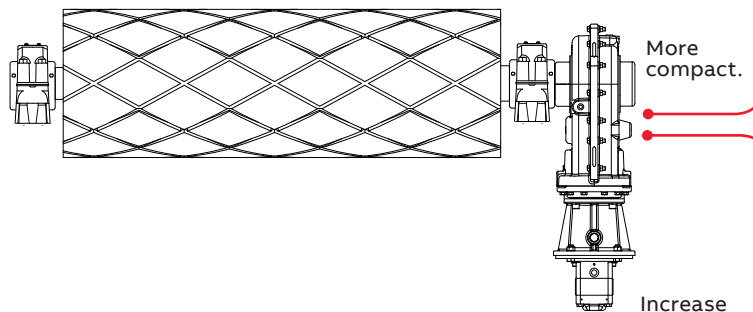
The compact, high torque, right angle design of the Hydraulic MTA allows for the use of a wider belt that can transport more material while maintaining the overall space constraints that limit the size of portable conveying equipment.



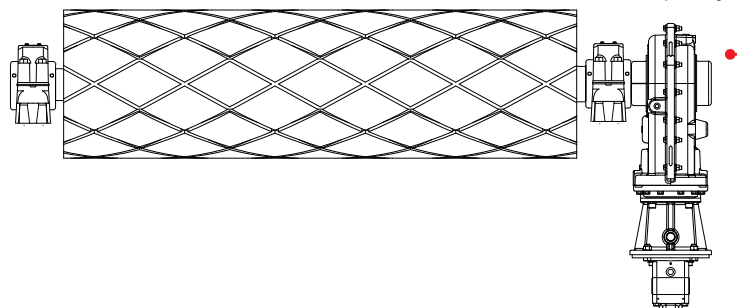
**Existing solution**  
Limits belt width of drive package.

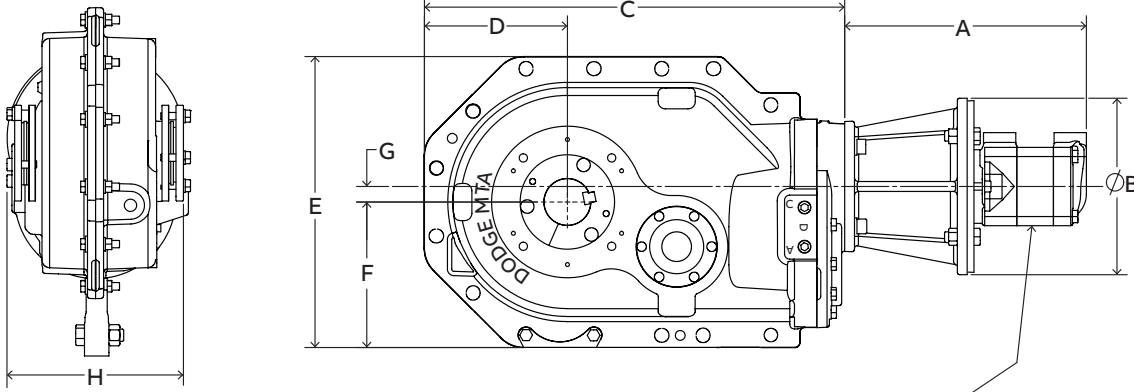


**MTA II solution 1**  
Compact design allows for more space around drive package.



**MTA II solution 2**  
Maximize belt width by using the compact right angle hydraulic package.





Reference hydraulic motor details for port and interface dimensions

Assembly part number	Reducer		Motor		Assembly Weight (without tierod) (lbs.)			Dimensions (in.)					
	Ratio		Weight (lbs.)		A	B	C	D	E	F	G	H	
M2H18THYD3B18	17.68		18		185	12.33	9.00	19.30	6.64	13.48	6.75	0.48	7.55
M3H17THYD3B27	17.46		18		240	12.33	9.00	21.43	7.30	14.82	7.41	0.79	8.62
M4H22THYD3B36	21.82		18		300	12.33	9.00	24.19	8.44	16.89	8.44	0.48	8.73
M5H29THYD4C55	29.41		34		427	14.40	9.00	28.16	9.68	19.31	9.64	0.55	10.33
M6H24THYD4D02	24.43		60		558	15.12	9.00	31.38	10.70	21.39	10.70	0.91	10.83

Note: Refer to MTA dimension sheet for further details.

### Accessories:

Use the same accessories per size as the regular MTA II reducers

### Rating information

Reducer Size	Continuous running torque (lb.-in.)	Peak running torque at max pressure (lb.-in.)	Requirements	Output speed										
				20	25	30	35	40	45	50	55	60	65	
M2H18THYD3B18	6,500	8,063	Output hp (running)	1.8	2.3	2.7	3.2	3.6	4.1	4.5	5.0	5.5	5.9	
M3H17THYD3B27	10,321	13,687	Output hp (running)	3.2	4.0	4.8	5.6	6.4	7.2	8.0	8.8	9.6	10.5	
M4H22THYD3B36	16,696	22,688	Output hp (running)	5.0	6.2	7.5	8.7	10.0	11.2	12.4	13.7	14.9	16.2	
M5H29THYD4C55	30,146	37,229	Output hp (running)	8.5	10.6	12.7	14.9	17.0	19.1	21.2	23.4	25.5	27.6	
M6H24THYD4D02	40,000	54,793	Output hp (running)	11.1	13.9	16.7	19.5	22.2	25.0	27.8	30.6	33.4	36.1	

Reducer Size	Continuous running torque (lb.-in.)	Peak running torque at max pressure (lb.-in.)	Requirements	Output speed								
				70	75	80	85	90	100	110	120	130
M2H18THYD3B18	6,500	8,063	Output hp (running)	6.4	6.8	7.3	7.7	8.2	9.1	10.0	10.9	11.8
M3H17THYD3B27	10,321	13,687	Output hp (running)	11.3	12.1	12.9	13.7	14.5	16.1	17.7	-	-
M4H22THYD3B36	16,696	22,688	Output hp (running)	17.4	18.7	19.9	21.2	-	-	-	-	-
M5H29THYD4C55	30,146	37,229	Output hp (running)	29.7	29.7	29.7	-	-	-	-	-	-
M6H24THYD4D02	40,000	54,793	Output hp (running)	38.9	41.7	44.5	-	-	-	-	-	-

Note: MTA II Hydraulic reducer components are not available for purchase as separate items. These are only available as a complete assembly.

ABB Motors and Mechanical Inc.  
5711 R.S. Boreham, Jr. Street  
Fort Smith, AR 72901  
Ph: 1.479.646.4711

Mechanical Power Transmission Support  
Ph: 1.864.297.4800

[new.abb.com/mechanical-power-transmission](http://new.abb.com/mechanical-power-transmission)

We reserve the right to make technical changes or modify the contents of this document without prior notice. With regard to purchase orders, the agreed particulars shall prevail. ABB does not accept any responsibility whatsoever for potential errors or possible lack of information in this document.

We reserve all rights in this document and in the subject matter and illustrations contained therein. Any reproduction, disclosure to third parties or utilization of its contents – in whole or in parts – is forbidden without prior written consent of ABB. Copyright © 2017 ABB. All rights reserved.