ABB BALDOR RELIANCE

Customer information packet

VSSFWDM3542

0.75HP, 1765RPM, 3PH, 60HZ, 56C, 3514M, TEFC, F
Class - None
Division - Not Applicable

Copyright © All product information within this document is subject to ABB Motors and Mechanical Inc. copyright © protection, unless otherwise noted.
11/29/2026 7:57:10 AM

Specifications

Enclosure	TEFC
Frame	56C
Frame Material	Stainless Steel
Frequency	60.00 Hz
Haz Area Class and Group	None
Haz Area Division	Not Applicable
Motor Letter Type	Three Phase
Output @ Frequency	.750 HP @ 60 HZ
Phase	3
Synchronous Speed @ Frequency	1800 RPM @ 60 HZ
Voltage @ Frequency	460.0 V @ 60 HZ
	230.0 V @ 60 HZ
	208.0 V @ 60 HZ
Agency Approvals	CSA
	UR
Ambient Temperature	40 °C
Auxiliary Box	NO AUXILLARY BOX
Auxiliary Box Lead Termination	None
Base Indicator	No Mounting
Bearing Grease Type	Polyrex EM (-20F +300F)
Blower	None
Current @ Voltage	2.420 A @ 230.0 V
	2.420 A @ 208.0 V
	1.210 A @ 460.0 V
Design Code	B
Drip Cover	No Drip Cover
Duty Rating	CONT
Efficiency @ 100% Load	82.5 %
Electrically Isolated Bearing	Not Electrically Isolated
Feedback Device	NO FEEDBACK
Front Shaft Indicator	None
Heater Indicator	No Heater

Part Detail

Revision	D
Type	AC
Mech. spec.	35W179
Base	
Status	PRD/A
Elec. spec.	35WGG069
Layout	35LYW179
Eff. date	02-19-2024
CD Diagram	CD0005
Poles	04
Leads	9#18
Proprietary	False
Created date	03-11-2022

High Voltage Full Load Amps	1.2 a
Insulation Class	F
Inverter Code	Inverter Duty
KVA Code	K
Lifting Lugs	No Lifting Lugs
Locked Bearing Indicator	Locked Bearing
Motor Finish	UNPAINTED
Motor Lead Quantity/Wire Size	9 @ 18 AWG
Motor Lead Termination	Flying Leads
Motor Standards	NEMA
Motor Type	3514M
Mounting Arrangement	F1
Number of Poles	4
Overall Length	12.34 IN
Power Factor	74
Product Family	Wash Down All Stainless Steel
Pulley End Bearing Type	Sealed Bearing
Pulley Face Code	C-Face
Pulley Shaft Indicator	Standard
Rodent Screen	None
Service Factor	1.15
Shaft Diameter	0.625 IN
Shaft Ground Indicator	No Shaft Grounding
Shaft Rotation	Reversible
Shaft Slinger Indicator	No Slinger
Speed	1765 rpm
Speed Code	Single Speed
Starting Method	Direct on line
Thermal Device - Bearing	None
Thermal Device - Winding	None
Vibration Sensor Indicator	No Vibration Sensor
Winding Thermal 1	None
Winding Thermal 2	None

Nameplate

NP1951A01								
CAT.NO.	VSSFWDM3542							
SPEC.	35W179G069G1							
HP	0.75							
VOLTS	208-230/460							
AMP	2.42/1.21							
RPM	1765							
FRAME	56C	**HZ**	60	**PH**	3			
SER.F.	1.15	**CODE**	K	**DES**	B	**CLASS**	F	
NEMA-NOM-EFF	82.5	**PF**	74					
RATING	40C AMB-CONT							
CC								
DE	6205	**ODE**	6203					
ENCL	TEFC	**SN**						
	SFA 2.6-2.52/1.26							

AC Induction Motor Performance Data
Record # 90018
Typical performance - not guaranteed values

Winding: 35WGG069-R006	**Type:** 3514M	**Enclosure:** TEFC

Nameplate Data				**460 V, 60 Hz: High Voltage Connection**	
Rated Output (HP)			.75	**Full Load Torque**	2.25 LB-FT
Volts			208-230/460	**Start Configuration**	direct on line
Full Load Amps			2.42/1.21	**Breakdown Torque**	7.38 LB-FT
R.P.M.			1765	**Pull-up Torque**	4.07 LB-FT
Hz	60	**Phase**	3	**Locked-rotor Torque**	4.7 LB-FT
NEMA Design Code	B	**KVA Code**	K	**Starting Current**	7.7 A
Service Factor (S.F.)			1.15	**No-load Current**	0.734 A
NEMA Nom. Eff.	82.5	**Power Factor**	74	**Line-line Res. @ 25ºC**	31.8 Ω
Rating - Duty			40C AMB-CONT	**Temp. Rise @ Rated Load**	24°C
S.F. Amps			2.72-2.64/1.32	**Temp. Rise @ S.F. Load**	29°C
				Locked-rotor Power Factor	66.8
				Rotor inertia	0.101 lb-ft²

Load Characteristics 460 V, 60 Hz, 0.75 HP

% of Rated Load	**25**	**50**	**75**	**100**	**125**	**150**	**S.F.**
Power Factor	33	52	65	74	80	83	78
Efficiency	71.4	81	83.3	83.6	82.7	81.2	83.1
Speed	1790	1782	1773	1763	1753	1740	1757
Line amperes	0.761	0.849	0.976	1.14	1.34	1.57	1.26

ABB Motors and Mechanical Inc.

WINDING # 35WGG069

0.75 HP 3 PH 60 HZ 1765 RPM 460 V 3514M

Typical performance - not guaranteed values.

TORQUES(LB-FT): PO=7.38 PU=4.07 LR=4.7 LRA=7.7

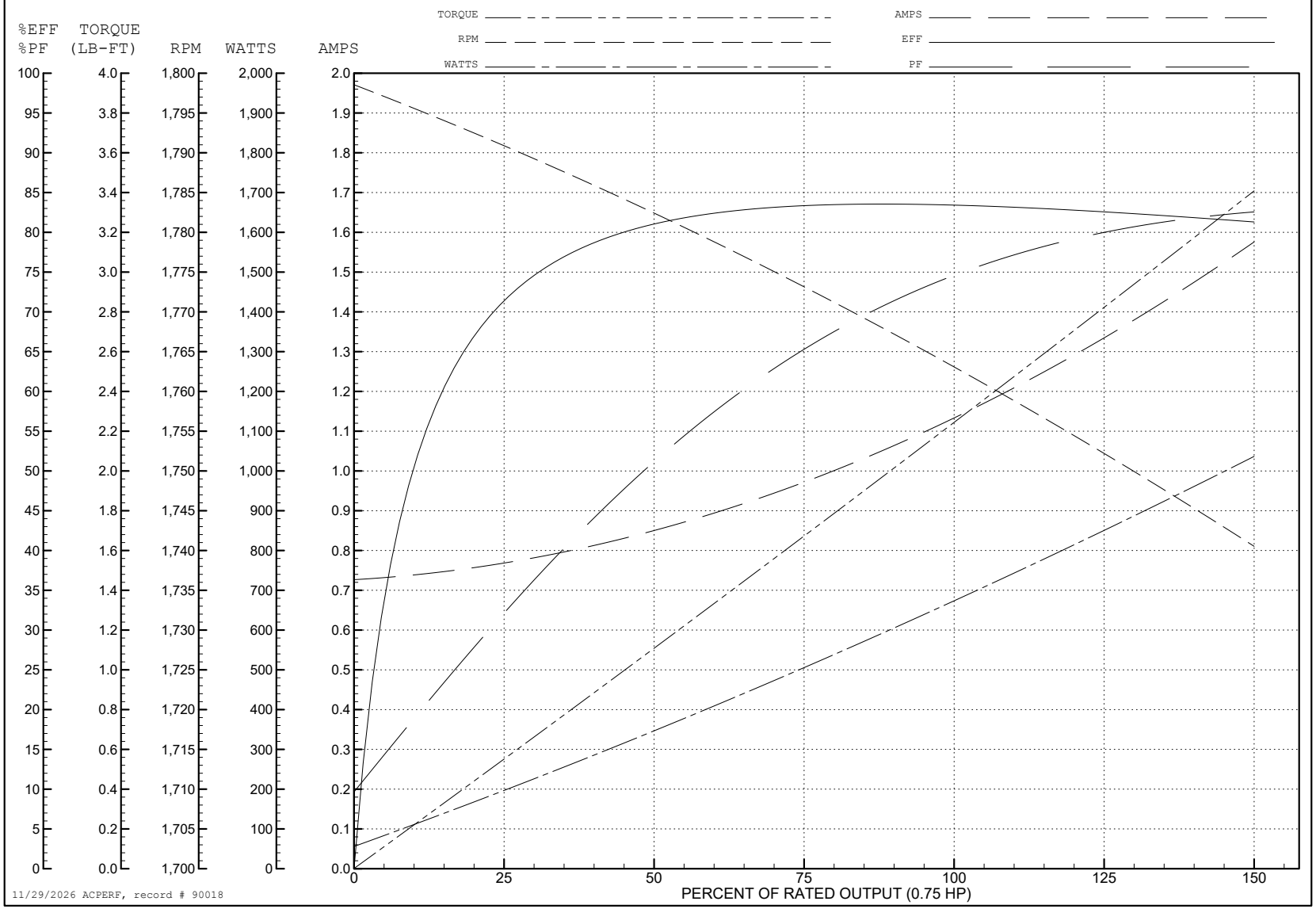

11/29/2026 ACPERF, record # 90018

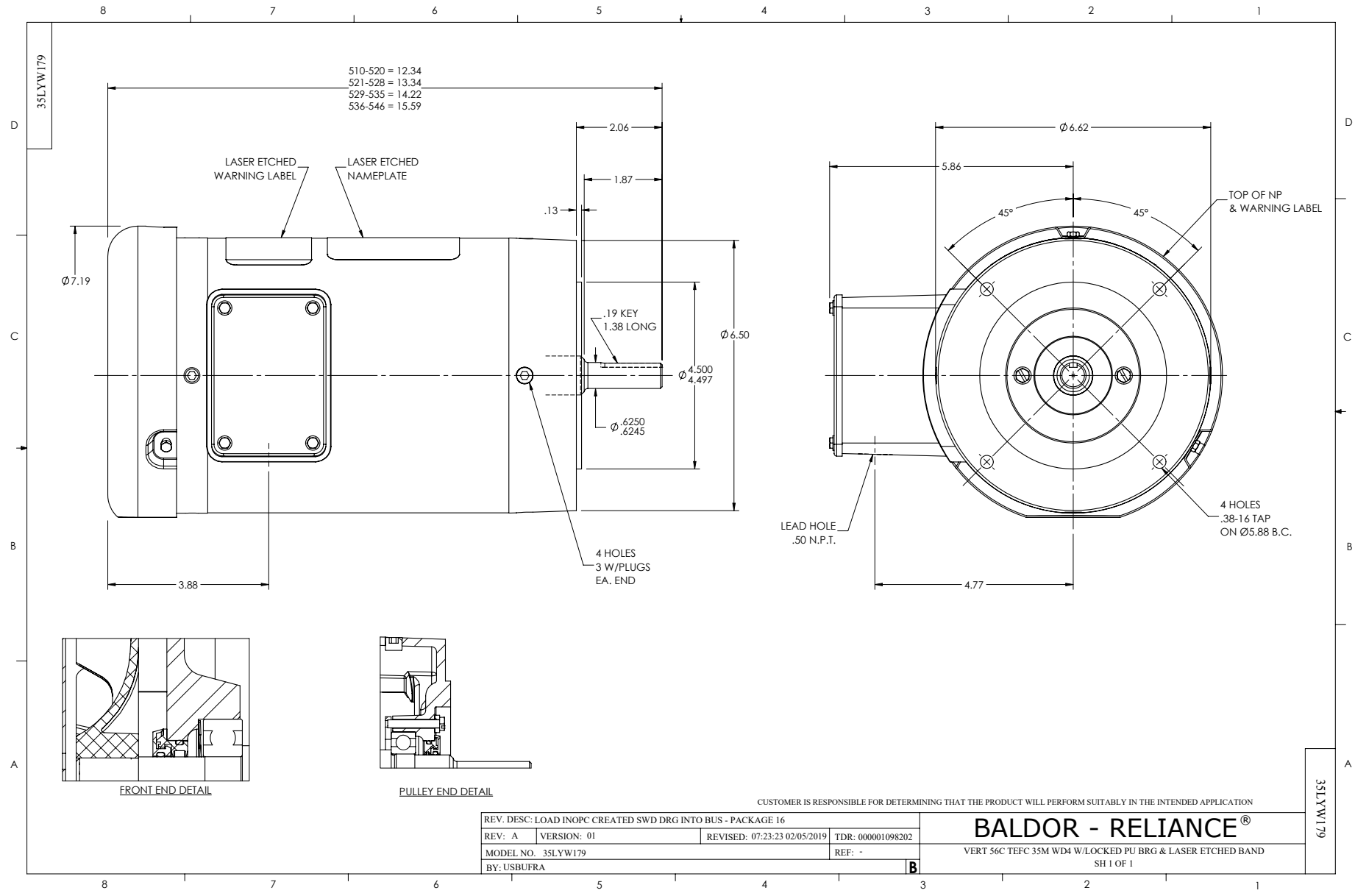
35LYW179
510-520 = 12.34
521-528 = 13.34
529-535 = 14.22
536-546 = 15.59
2.06
1.87
.13
LASER ETCHED WARNING LABEL
LASER ETCHED NAMEPLATE
Ø7.19
.19 KEY
1.38 LONG
Ø6.50
Ø4.500
4.497
Ø.6250
.6245
4 HOLES
3 W/PLUGS
EA. END
3.88
Ø6.62
5.86
45°
45°
TOP OF NP
& WARNING LABEL
LEAD HOLE
.50 N.P.T.
4 HOLES
.38-16 TAP
ON Ø5.88 B.C.
4.77
FRONT END DETAIL
PULLEY END DETAIL
CUSTOMER IS RESPONSIBLE FOR DETERMINING THAT THE PRODUCT WILL PERFORM SUITABLY IN THE INTENDED APPLICATION
REV. DESC: LOAD INOPC CREATED SWD DRG INTO BUS - PACKAGE 16
REV: A
VERSION: 01
REVISED: 07:23:23 02/05/2019
TDR: 000001098202
MODEL NO. 35LYW179
REF: -
BY: USBUFRA
B
BALDOR - RELIANCE®
VERT 56C TEFC 35M WD4 W/LOCKED PU BRG & LASER ETCHED BAND
SH 1 OF 1
35LYW179

CD0005

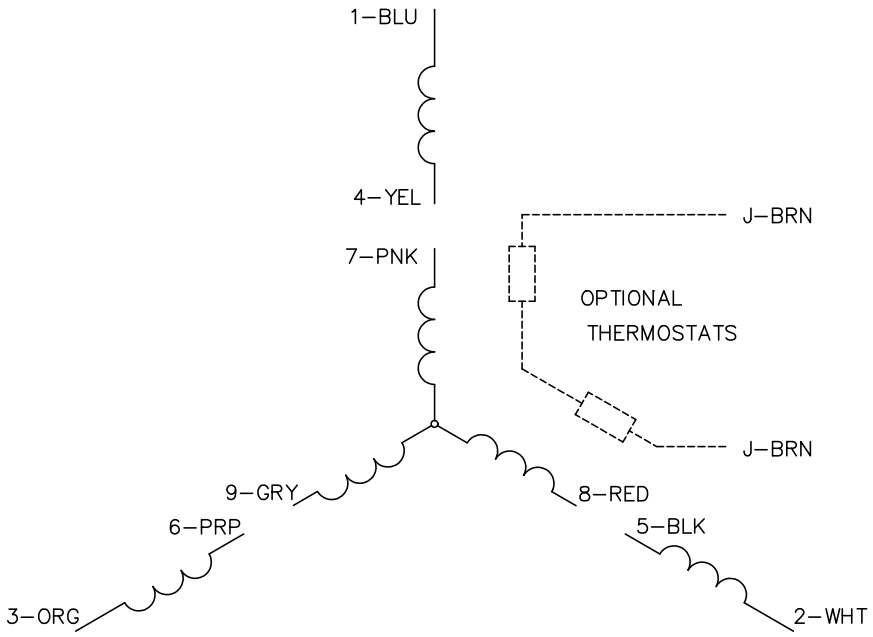

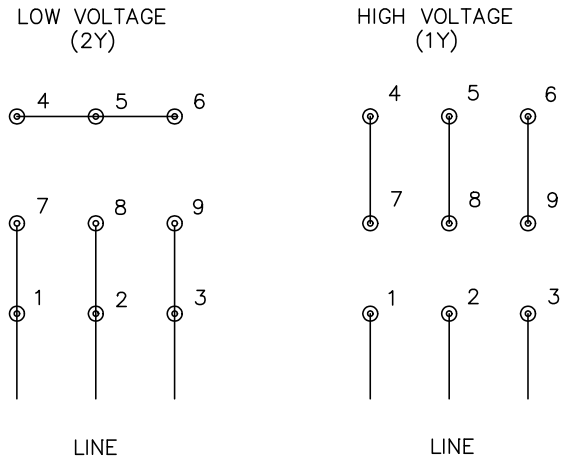

NOTES:

1. INTERCHANGE ANY TWO LINE LEADS TO REVERSE ROTATION.
2. OPTIONAL THERMOSTATS ARE PROVIDED WHEN SPECIFIED.
3. ACTUAL NUMBER OF INTERNAL PARALLEL CIRCUITS MAY BE A MULTIPLE OF THOSE SHOWN ABOVE.
4. LEAD COLORS ARE OPTIONAL. LEADS MUST ALWAYS BE NUMBERED AS SHOWN.

CD0005

REV. DESC: REVISE TO SHOW OPTIONAL COLORS			BALDOR ELECTRIC Co.
REV. LTR: E	BY: JLP	REVISED: 01/19/99 10:15	TDR: 0171435
CD0005		FILE: AAA00005140	MDL: –
		MTL: –	3PH, DV, 9 LEADS