ABB BALDOR RELIANCE

Customer information packet

VM7006-5

.5HP, 1740RPM, 3PH, 60HZ, 56C, 3512M, XPFC, F1
Class - CLI GP D; CLII GP F,G
Division - Division I

Copyright © All product information within this document is subject to ABB Motors and Mechanical Inc. copyright © protection, unless otherwise noted.
11/22/2026 9:27:52 PM

Specifications

Enclosure	XPFC
Frame	56C
Frame Material	Steel
Frequency	60.00 Hz
Haz Area Class and Group	CLI GP D; CLII GP F,G
Haz Area Division	Division I
Motor Letter Type	Three Phase
Output @ Frequency	.500 HP @ 60 HZ
Phase	3
Synchronous Speed @ Frequency	1800 RPM @ 60 HZ
Voltage @ Frequency	575.0 V @ 60 HZ
Agency Approvals	UL
	CSA
Ambient Temperature	40 °C
Auxiliary Box	NO AUXILLARY BOX
Auxiliary Box Lead Termination	None
Base Indicator	No Mounting
Bearing Grease Type	Polyrex EM (-20F +300F)
Blower	None
Current @ Voltage	.700 A @ 575.0 V
Design Code	B
Drip Cover	No Drip Cover
Duty Rating	CONT
Efficiency @ 100% Load	78.5 %
Electrically Isolated Bearing	Not Electrically Isolated
Feedback Device	NO FEEDBACK
Front Face Code	Standard
Front Shaft Indicator	None
Haz Area Temp Code	T3C
Heater Indicator	No Heater
High Voltage Full Load Amps	0.7 a
Insulation Class	B

Part Detail

Revision	R
Type	AC
Mech. spec.	35E374
Base	
Status	NLA/A
Elec. spec.	35WGN367
Layout	35LYE374
Eff. date	01-18-2023
CD Diagram	CD0006
Poles	04
Leads	3#18
Proprietary	False
Created date	08-11-2012

Inverter Code	Not Inverter
KVA Code	M
Lifting Lugs	No Lifting Lugs
Locked Bearing Indicator	Locked Bearing
Motor Lead Exit	Ko Box
Motor Lead Quantity/Wire Size	3 @ 18 AWG
Motor Lead Termination	Flying Leads
Motor Standards	NEMA
Motor Type	3512M
Mounting Arrangement	F1
Number of Poles	4
Overall Length	14.30 IN
Power Factor	69
Product Family	Hazardous Location Motor
Pulley End Bearing Type	Ball
Pulley Face Code	C-Face
Pulley Shaft Indicator	Standard
Rodent Screen	None
Service Factor	1.00
Shaft Diameter	0.625 IN
Shaft Extension Location	Pulley End
Shaft Ground Indicator	No Shaft Grounding
Shaft Rotation	Reversible
Shaft Slinger Indicator	No Slinger
Speed	1740 rpm
Speed Code	Single Speed
Starting Method	Direct on line
Thermal Device - Bearing	None
Thermal Device - Winding	Normally Closed Thermostat
Vibration Sensor Indicator	No Vibration Sensor
Winding Thermal 1	None
Winding Thermal 2	None

Nameplate

NP1426XPSL							
NO.		**CC**					
SER.							
SPEC.	35E374N367G1						
CAT.NO.	VM7006-5						
HP	.5	**T. CODE**	T3C				
VOLTS	575						
AMPS	.7						
RPM	1740						
HZ	60	**PH**	3	**CL**	B		
SER.F.	1.00	**DES**	B	**CODE**	M		
RATING	40C AMB-CONT						
FRAME	56C	**NEMA-NOM-EFF**	78.5				
PF	69						
BLANK							

AC Induction Motor Performance Data
Record # 43425
Typical performance - not guaranteed values

Winding: 35WGN367-R005	**Type:** 3512M	**Enclosure:** XPFC

Nameplate Data				**575 V, 60 Hz: Single Voltage Motor**	
Rated Output (HP)			.5	**Full Load Torque**	1.49 LB-FT
Volts			575	**Start Configuration**	direct on line
Full Load Amps			.7	**Breakdown Torque**	6.65 LB-FT
R.P.M.			1740	**Pull-up Torque**	4.62 LB-FT
Hz	60	**Phase**	3	**Locked-rotor Torque**	5.25 LB-FT
NEMA Design Code	B	**KVA Code**	M	**Starting Current**	5.05 A
Service Factor (S.F.)			1	**No-load Current**	0.487 A
NEMA Nom. Eff.	78.5	**Power Factor**	69	**Line-line Res. @ 25ºC**	49.7 Ω
Rating - Duty			40C AMB-CONT	**Temp. Rise @ Rated Load**	54°C
				Rotor inertia	0.0709 LB-FT2

Load Characteristics 575 V, 60 Hz, 0.5 HP

% of Rated Load	**25**	**50**	**75**	**100**	**125**	**150**
Power Factor	28	45	58	69	75	80
Efficiency	59.5	73.1	78.5	79.8	80.1	78.9
Speed	1788	1774	1759	1741	1722	1702
Line amperes	0.5	0.536	0.596	0.676	0.766	0.88

ABB Motors and Mechanical Inc.

WINDING # 35WGN367

0.5 HP 3 PH 60 HZ 1740 RPM 575 V 3512M

Typical performance - not guaranteed values.

TORQUES(LB-FT): PO=6.65 PU=4.62 LR=5.25 LRA=5.05

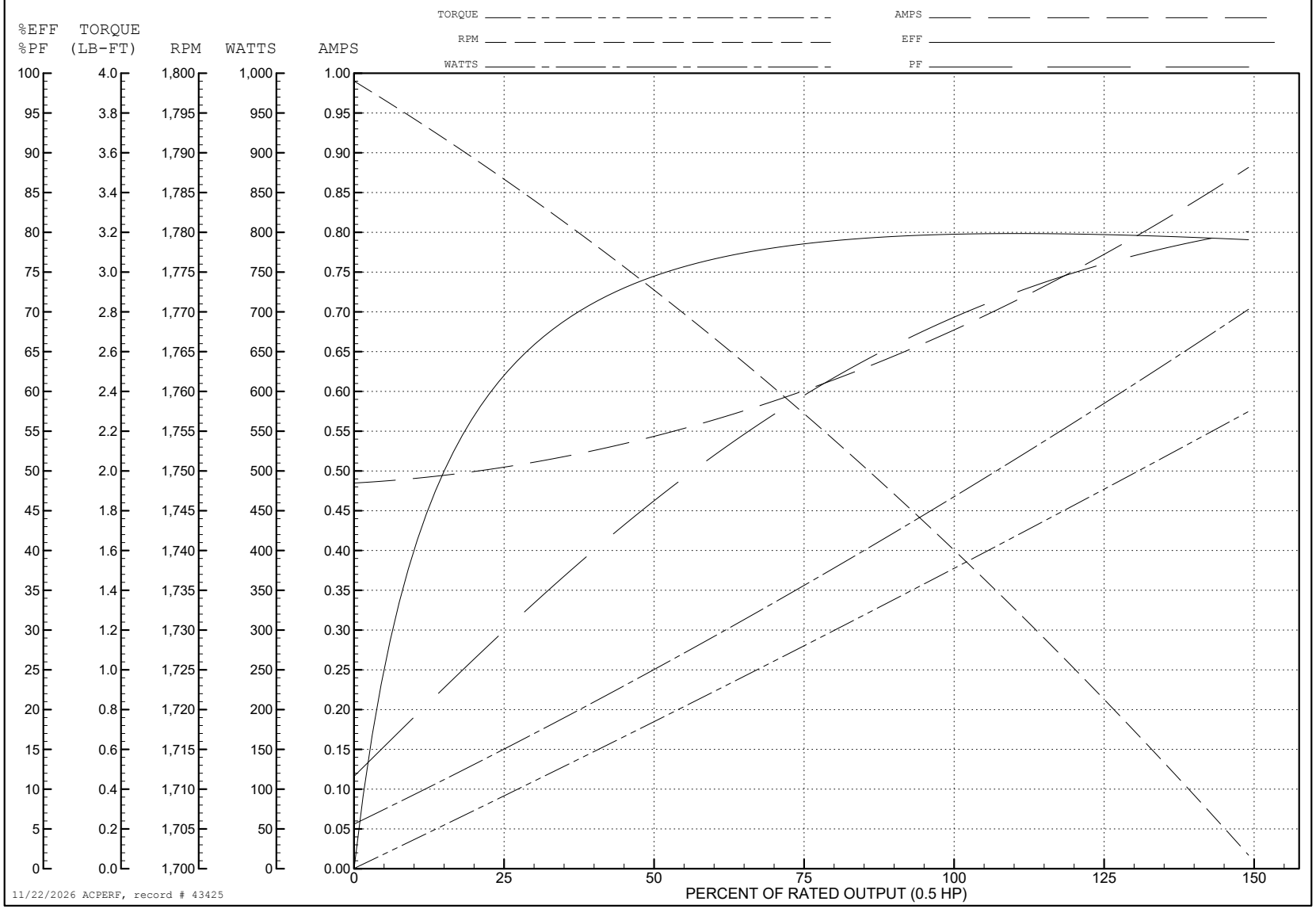

11/22/2026 ACPERF, record # 43425

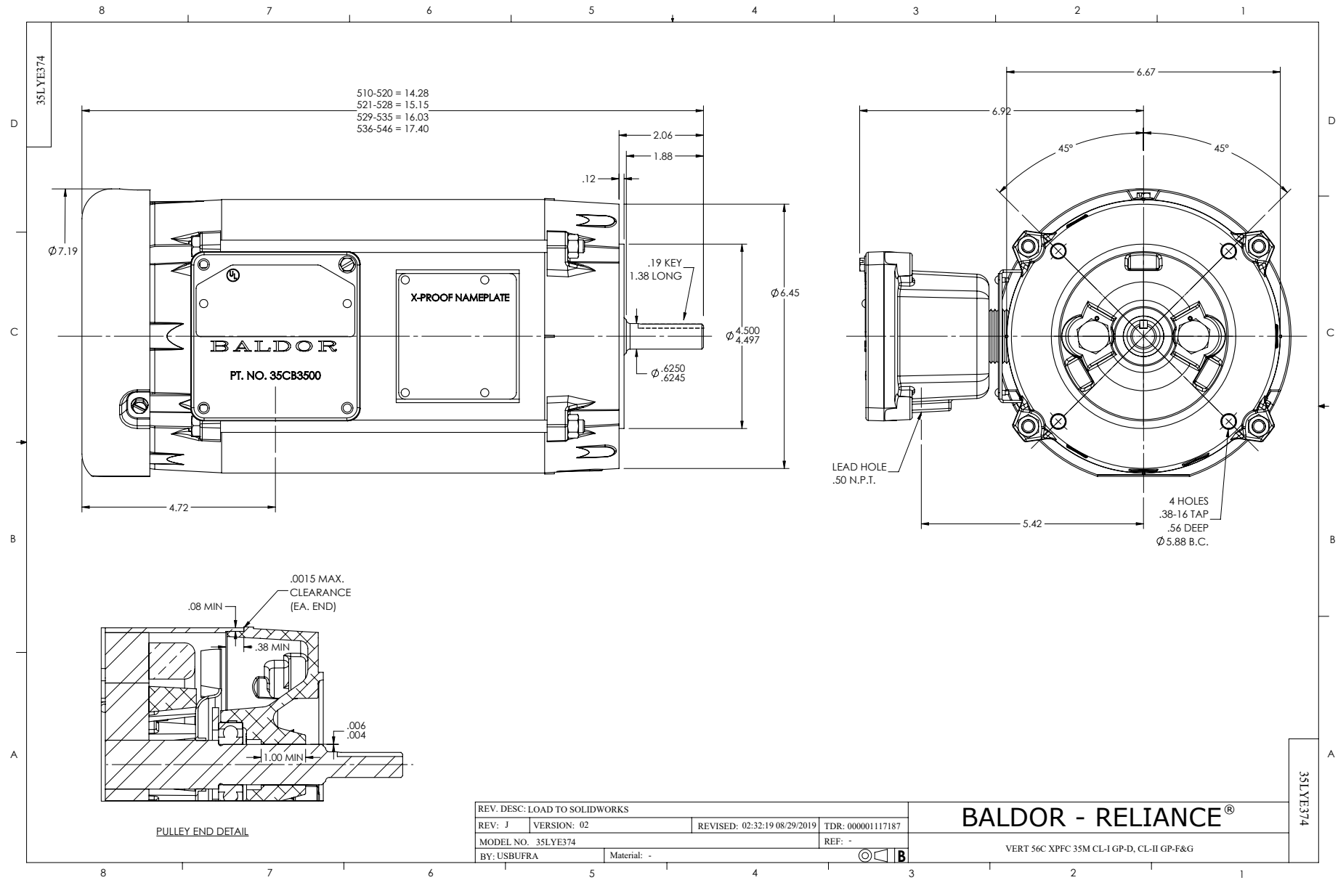
35LYE374
510-520 = 14.28
521-528 = 15.15
529-535 = 16.03
536-546 = 17.40
2.06
1.88
.12
Ø7.19
.19 KEY
1.38 LONG
X-PROOF NAMEPLATE
BALDOR
PT. NO. 35CB3500
Ø6.45
Ø4.500
4.497
Ø.6250
.6245
4.72
6.67
6.92
45°
45°
LEAD HOLE
.50 N.P.T.
4 HOLES
.38-16 TAP
.56 DEEP
Ø5.88 B.C.
5.42
.0015 MAX.
CLEARANCE
(EA. END)
.08 MIN
.38 MIN
.006
.004
1.00 MIN
PULLEY END DETAIL
REV. DESC: LOAD TO SOLIDWORKS
REV: J
VERSION: 02
REVISED: 02:32:19 08/29/2019
TDR: 000001117187
MODEL NO. 35LYE374
REF: -
BY: USBUFRA
Material: -
B
BALDOR - RELIANCE®
VERT 56C XPFC 35M CL-I GP-D, CL-II GP-F&G
35LYE374

CD0006

TYPICAL WYE–CONNECTED MOTOR

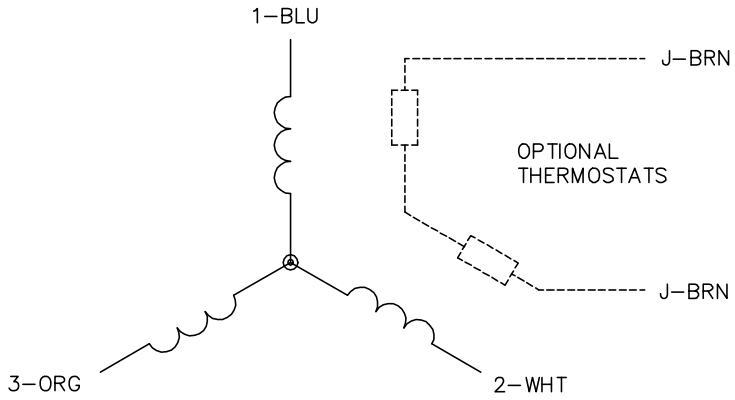

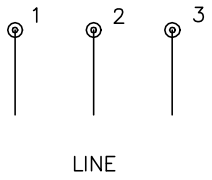

TYPICAL DELTA–CONNECTED MOTOR

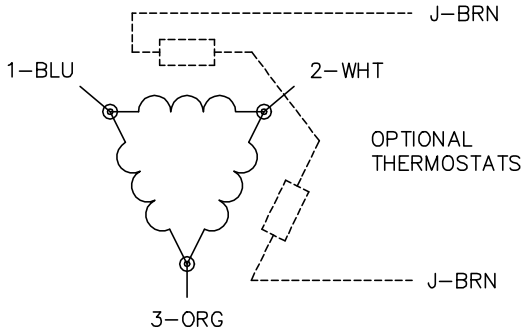

NOTES:

1. THREE LEAD MOTOR MAY BE EITHER WYE CONNECTED OR DELTA CONNECTED.
2. INTERCHANGE ANY TWO LINE LEADS TO REVERSE ROTATION.
3. OPTIONAL THERMOSTATS ARE PROVIDED WHEN SPECIFIED.
4. ACTUAL NUMBER OF INTERNAL PARALLEL CIRCUITS MAY VARY.
5. LEAD COLORS ARE OPTIONAL. LEADS MUST BE NUMBERED AS SHOWN.

CD0006

REV. DESC: ADD CLASS CONN00000007		
REV. LTR: E	VERSION: 01	TDR: 000001099922
FILE: \AAA\00005\141	REVISED: 10:24:49 02/19/2019	BY: ENBRIR0
MTL: –		

BALDOR - RELIANCE®

3PH, SV, 3 LEADS, WYE OR DELTA CONNECTED

SH 1 of 1