ABB BALDOR RELIANCE

Customer information packet

VL1323A

3HP, 3450RPM, 1PH, 60HZ, 56C, 3535LC, OPEN, F1
Class -
Division - Not Applicable

Copyright © All product information within this document is subject to ABB Motors and Mechanical Inc. copyright © protection, unless otherwise noted.
11/24/2026 9:58:11 AM

Specifications

Enclosure	ODP
Frame	56C
Frame Material	Steel
Frequency	60.00 Hz
Haz Area Division	Not Applicable
Output @ Frequency	3.000 HP @ 60 HZ
Phase	1
Synchronous Speed @ Frequency	3600 RPM @ 60 HZ
Voltage @ Frequency	230.0 V @ 60 HZ
Agency Approvals	UR
	CSA
Ambient Temperature	40 °C
Auxiliary Box	NO AUXILLARY BOX
Auxiliary Box Lead Termination	None
Base Indicator	No Mounting
Bearing Grease Type	Polyrex EM (-20F +300F)
Blower	None
Current @ Voltage	13.000 A @ 230.0 V
Design Code	L
Drip Cover	Drip Cover
Duty Rating	CONT
Efficiency @ 100% Load	82.5 %
Electrically Isolated Bearing	Not Electrically Isolated
Feedback Device	NO FEEDBACK
Front Face Code	Terminal Panel
Front Shaft Indicator	None
Heater Indicator	No Heater
High Voltage Full Load Amps	13.0 a
Insulation Class	B
Inverter Code	Not Inverter
KVA Code	K
Lifting Lugs	No Lifting Lugs

Part Detail

Revision	AN
Type	AC
Mech. spec.	35H993
Base	
Status	NLA/A
Elec. spec.	35WGY105
Layout	35LYH993
Eff. date	04-10-2015
CD Diagram	CD0225
Poles	02
Leads	2#14 A PH,3#18 B&J
Proprietary	False
Created date	06-22-2007

Locked Bearing Indicator	Locked Bearing
Motor Lead Exit	Terminal Panel
Motor Lead Quantity/Wire Size	2 @ 14 AWG, A PH
Motor Lead Termination	None
Motor Standards	NEMA
Motor Type	3535LC
Mounting Arrangement	F1
Number of Poles	2
Overall Length	13.63 IN
Power Factor	93
Product Family	General Purpose
Pulley End Bearing Type	Ball
Pulley Face Code	C-Face
Pulley Shaft Indicator	Standard
Rodent Screen	None
RoHS Status	ROHS COMPLIANT
Service Factor	1.15
Shaft Diameter	0.625 IN
Shaft Extension Location	Pulley End
Shaft Ground Indicator	No Shaft Grounding
Shaft Rotation	Reversible: Connected OPP STD
Shaft Slinger Indicator	No Slinger
Speed	3450 rpm
Speed Code	Single Speed
Starting Method	Direct on line
Thermal Device - Bearing	None
Thermal Device - Winding	Do Not Use Eve-Not Valiid
Vibration Sensor Indicator	No Vibration Sensor
Winding Thermal 1	Automatic Thermal Overload
Winding Thermal 1 Location	SB
Winding Thermal 2	None

Nameplate

NP1257L										
CAT.NO.										
SPEC.	35H993Y105									
HP	3									
VOLTS	230									
AMP	13									
RPM	3450									
FRAME	56C		**HZ**	60		**PH**	1			
SER.F.	1.15	**CODE**	K	**DES**	L	**CL**	B			
NEMA-NOM-EFF	82.5	**PF**	93							
RATING	40C AMB-CONT									
CC										
DE	6205	**ODE**	6203							
ENCL	OPEN	**SN**								

AC Induction Motor Performance Data
Record # 10140
Typical performance - not guaranteed values

Winding: 35WGY105-R001	**Type:** 3535LC	**Enclosure:** OPEN

Nameplate Data				**230 V, 60 Hz: Single Voltage Motor**	
Rated Output (HP)			3	**Full Load Torque**	4.5 LB-FT
Volts			230	**Start Configuration**	direct on line
Full Load Amps			13	**Breakdown Torque**	15.5 LB-FT
R.P.M.			3450	**Pull-up Torque**	13 LB-FT
Hz	60	**Phase**	1	**Locked-rotor Torque**	13 LB-FT
NEMA Design Code	L	**KVA Code**	K	**Starting Current**	108 A
Service Factor (S.F.)			1.15	**No-load Current**	5 A
NEMA Nom. Eff.	82.5	**Power Factor**	93	**Line-line Res. @ 25ºC**	0.614 Ω A Ph 2.53 Ω B Ph
Rating - Duty			40C AMB-CONT	**Temp. Rise @ Rated Load**	49°C
S.F. Amps				**Temp. Rise @ S.F. Load**	62°C

Load Characteristics 230 V, 60 Hz, 3 HP

% of Rated Load	**25**	**50**	**75**	**100**	**125**	**150**	**S.F.**
Power Factor	72	85	90	93	94	94	0
Efficiency	68.5	78.5	82	82.5	82.5	81	0
Speed	3578	3556	3535	3517	3487	3450	0
Line amperes	6	7.9	10.3	13	16	19	14.8

ABB Motors and Mechanical Inc.

WINDING # 35WGY105

3 HP 1 PH 60 HZ 3450 RPM 230 V 3535LC

Typical performance - not guaranteed values.

TORQUES(LB-FT): PO=15.5 PU=13 LR=13 LRA=108

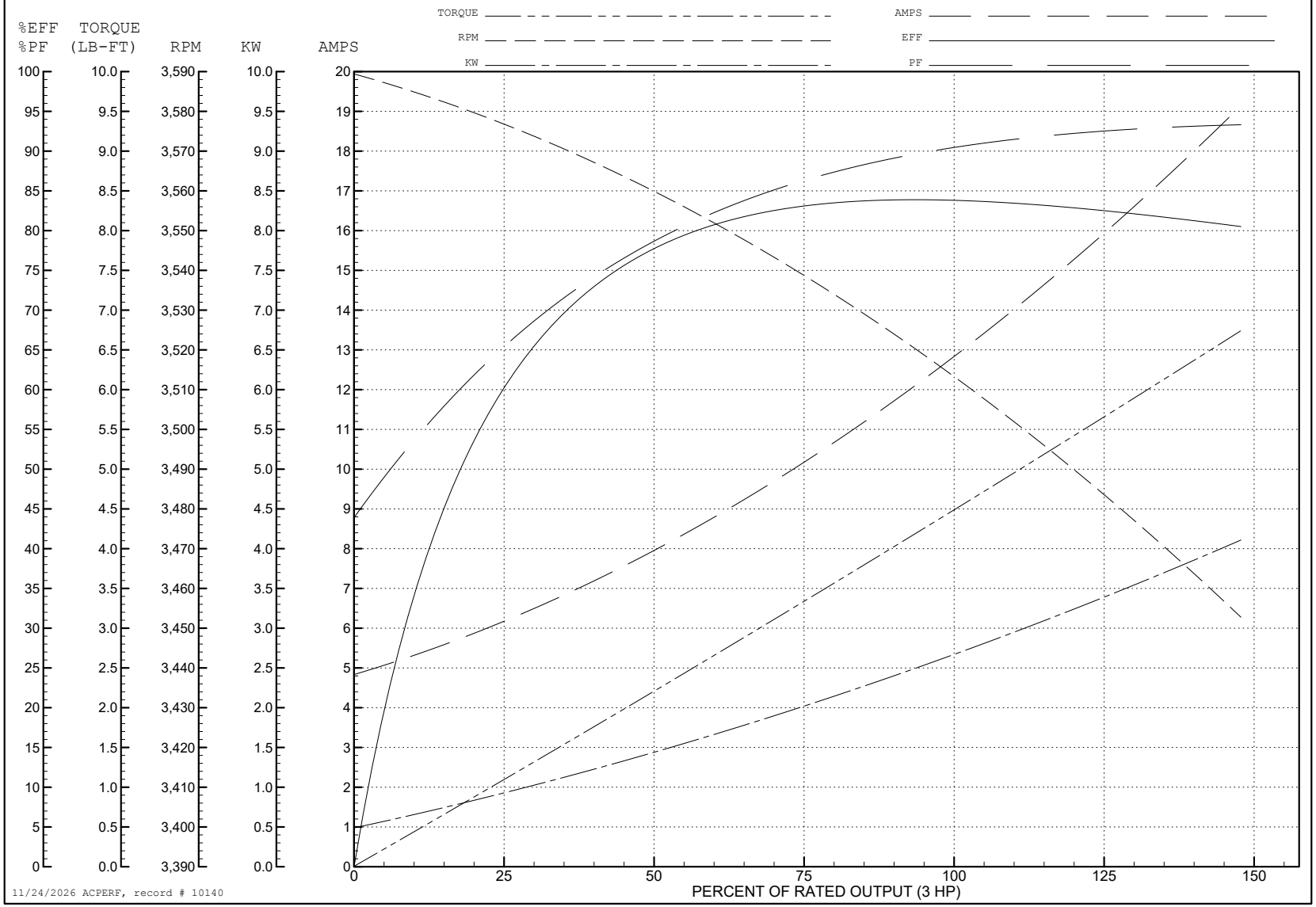

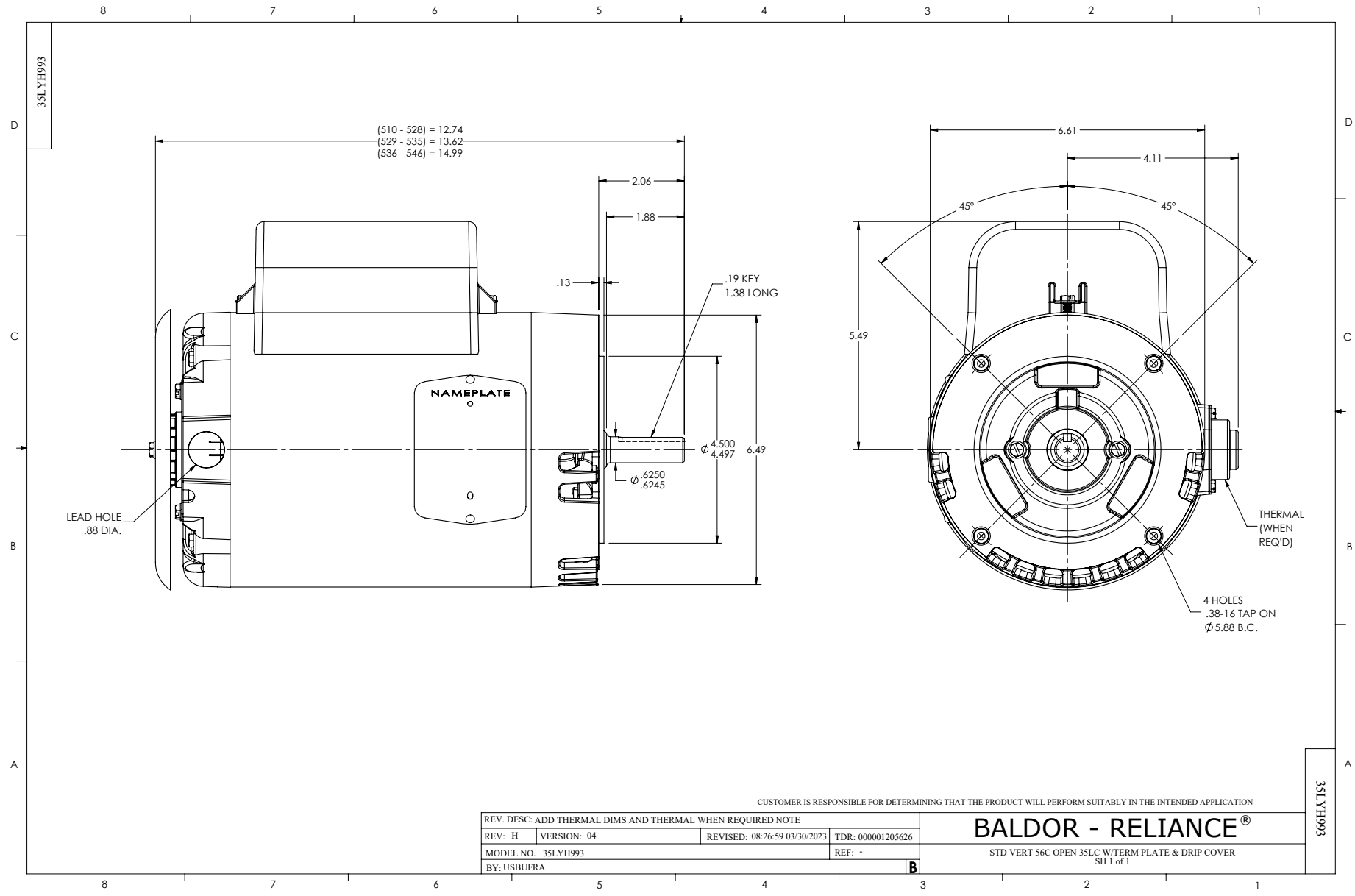
35LYH993
(510 - 528) = 12.74
(529 - 535) = 13.62
(536 - 546) = 14.99
2.06
1.88
.13
.19 KEY
1.38 LONG
NAMEPLATE
Ø 4.500
4.497
6.49
Ø .6250
.6245
LEAD HOLE
.88 DIA.
6.61
4.11
45°
45°
5.49
THERMAL
(WHEN
REQ'D)
4 HOLES
.38-16 TAP ON
Ø 5.88 B.C.
CUSTOMER IS RESPONSIBLE FOR DETERMINING THAT THE PRODUCT WILL PERFORM SUITABLY IN THE INTENDED APPLICATION
REV. DESC: ADD THERMAL DIMS AND THERMAL WHEN REQUIRED NOTE
REV: H
VERSION: 04
REVISED: 08:26:59 03/30/2023
TDR: 000001205626
MODEL NO. 35LYH993
REF: -
BY: USBUFRA
B
BALDOR - RELIANCE®
STD VERT 56C OPEN 35LC W/TERM PLATE & DRIP COVER
SH 1 of 1
35LYH993

CD0225

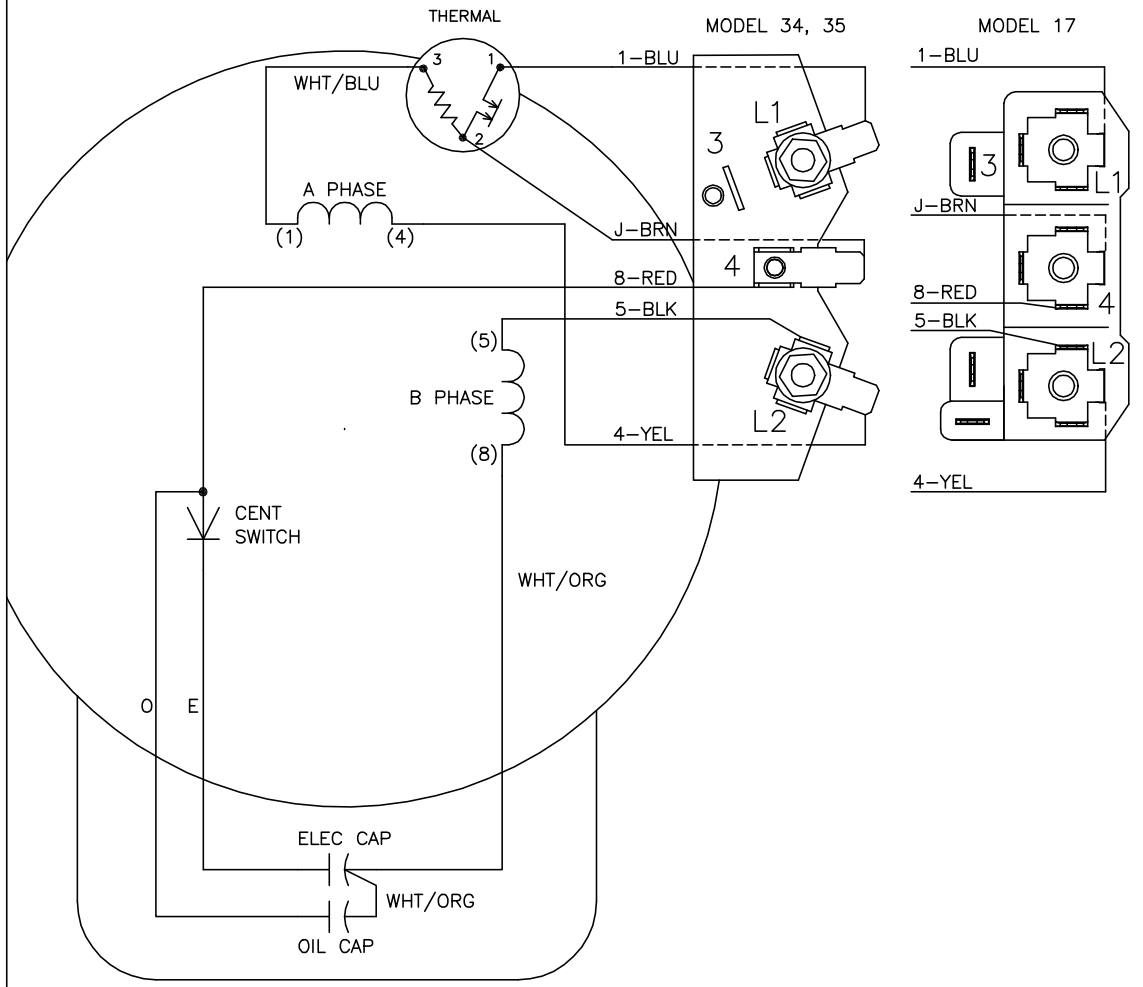

NOTES:

1. CONNECT LINE LEADS TO L1 AND L2.
2. CONNECTIONS ARE SHOWN FOR STANDARD ROTATION (CCW FACING END OPPOSITE SHAFT EXTENSION). INTERCHANGE LEADS 5 AND 8 TO REVERSE ROTATION.
3. MULTIPLE CAPACITORS ARE CONNECTED IN PARALLEL UNLESS OTHERWISE SPECIFIED.
4. LEAD COLORS ARE OPTIONAL. LEADS MUST ALWAYS BE NUMBERED AS SHOWN.

REV. DESC: REMOVE OPTIONAL THERMAL CONNECTION			BALDOR ELECTRIC Co.
REV. LTR: G	VERSION: 01	TDR: 000000373039	
CD0225	FILE: \AAA\00007\111	REVISED: 13:36:01 08/11/2005	TYPE LC, SV, REV, THERMAL, TERMINAL PLATE
	MTL: –	BY: ENJOEP0	

CD0225