

**BALDOR • RELIANCE**

---

# Customer information packet

## VJPFPM2551T-5

75HP, 1770RPM, 3PH, 60HZ, 365JP, 4272M, OPSB, F

## Specifications

Enclosure	OPSB
Frame	365JP
Frame Material	Steel
Frequency	60.00 Hz
Motor Letter Type	Three Phase
Output @ Frequency	75.000 HP @ 60 HZ
Phase	3
Synchronous Speed @ Frequency	1800 RPM @ 60 HZ
Voltage @ Frequency	575.0 V @ 60 HZ
Agency Approvals	CSA EEV UL
Ambient Temperature	40 °C
Auxillary Box	No Auxillary Box
Auxillary Box Lead Termination	None
Base Indicator	No Mounting
Bearing Grease Type	Polyrex EM (-20F +300F)
Blower	None
Current @ Voltage	69.000 A @ 575.0 V
Design Code	B
Drip Cover	Drip Cover
Duty Rating	CONT
Efficiency @ 100% Load	94.1 %
Electrically Isolated Bearing	Not Electrically Isolated
Feedback Device	NO FEEDBACK
Front Face Code	Standard
Front Shaft Indicator	None
Heater Indicator	No Heater
High Voltage Full Load Amps	69.0 a
Insulation Class	F
Inverter Code	Not Inverter
KVA Code	F
Lifting Lugs	Vertical Lifting Lugs

## Part detail

Revision	F
Type	AC
Mech. spec.	42E338
Base	
Status	PRD/A
Elec. spec.	42WGX104
Layout	42LYE338
Eff. date	07-24-2023
CD Diagram	CD0382
Poles	04
Leads	6#8
Proprietary	False
Created date	07-22-2016

<b>Locked Bearing Indicator</b>	Locked Bearing
<b>Motor Lead Exit</b>	Ko Box
<b>Motor Lead Quantity/Wire Size</b>	6 @ 8 AWG
<b>Motor Lead Termination</b>	Flying Leads
<b>Motor Standards</b>	NEMA
<b>Motor Type</b>	4272M
<b>Mounting Arrangement</b>	F1
<b>Number of Poles</b>	4
<b>Overall Length</b>	34.50 IN
<b>Power Factor</b>	86
<b>Product Family</b>	Fire Pump Motor
<b>Pulley End Bearing Type</b>	Ball
<b>Pulley Face Code</b>	C-Face
<b>Pulley Shaft Indicator</b>	Tapped & Key
<b>Rodent Screen</b>	Included
<b>Service Factor</b>	1.15
<b>Shaft Diameter</b>	1.577 IN
<b>Shaft Extension Location</b>	Pulley End
<b>Shaft Ground Indicator</b>	No Shaft Grounding
<b>Shaft Rotation</b>	Reversible
<b>Shaft Slinger Indicator</b>	Shaft Slinger
<b>Speed</b>	1770 rpm
<b>Speed Code</b>	Single Speed
<b>Starting Method</b>	Wye Start - Delta Run
<b>Thermal Device - Bearing</b>	None
<b>Thermal Device - Winding</b>	None
<b>Vibration Sensor Indicator</b>	No Vibration Sensor
<b>Winding Thermal 1</b>	None
<b>Winding Thermal 2</b>	None

**Nameplate**

**NP3454L**

<b>CAT.NO.</b>	VJPFPM2551T-5	<b>CUST P/N</b>		<b>I.P.</b>	23
<b>SPEC.</b>	42E338X104H2	<b>SER.NO.</b>		<b>FRAME</b>	365JP
<b>HZ</b>	60	<b>HP</b>	75	<b>RPM</b>	1770
<b>VOLTS</b>	575	<b>CODE</b>	F	<b>VOLTS</b>	
<b>AMPS</b>	69	<b>DES</b>	B	<b>AMPS</b>	
<b>EFF</b>	94.1	<b>SER.F.</b>	1.15	<b>PF</b>	86
<b>RATING</b>	40C AMB-CONT	<b>DE BRG</b>	6313	<b>GREASE</b>	POLYREX EM
<b>BLANK</b>		<b>ODE BRG</b>	6311	<b>MTR. WT.</b>	565
		<b>CLASS</b>	F	<b>PH</b>	3
		<b>ENCL</b>	OPSB	<b>CC</b>	010A
<b>HTR-VOLTS</b>		<b>HTR-AMPS</b>		<b>HTR-WATTS</b>	

**AC Induction Motor Performance Data**

Record # 58313

Typical performance - not guaranteed values

Winding: 42WGX104-R001		Type: 4272M		Enclosure: OPSB	
<b>Nameplate Data</b>			<b>575 V, 60 Hz: Single Voltage Motor</b>		
Rated Output (HP)	75	Full Load Torque	222 LB-FT		
Volts	575	Start Configuration	direct on line		
Full Load Amps	69	Breakdown Torque	585 LB-FT		
R.P.M.	1770	Pull-up Torque	301 LB-FT		
Hz	60 Phase	3	Locked-rotor Torque	348 LB-FT	
NEMA Design Code	B	KVA Code	F	Starting Current	402 A
Service Factor (S.F.)	1.15		No-load Current	21.7 A	
NEMA Nom. Eff.	94.1	Power Factor	86	Line-line Res. @ 25°C	0.141 Ω
Rating - Duty	40C AMB-CONT		Temp. Rise @ Rated Load	60°C	
S.F. Amps			Temp. Rise @ S.F. Load	75°C	
			Locked-rotor Power Factor	26.6	
			Rotor inertia	9.59 LB-FT <sup>2</sup>	

**Load Characteristics 575 V, 60 Hz, 75 HP**

% of Rated Load	25	50	75	100	125	150	S.F.
Power Factor	56	76	83	86	86	86	86
Efficiency	93	94.9	94.7	94.3	93.4	92	93.8
Speed	1794	1788	1780	1772	1763	1752	1767
Line amperes	27.1	38.7	53.1	69.3	87.2	107	80

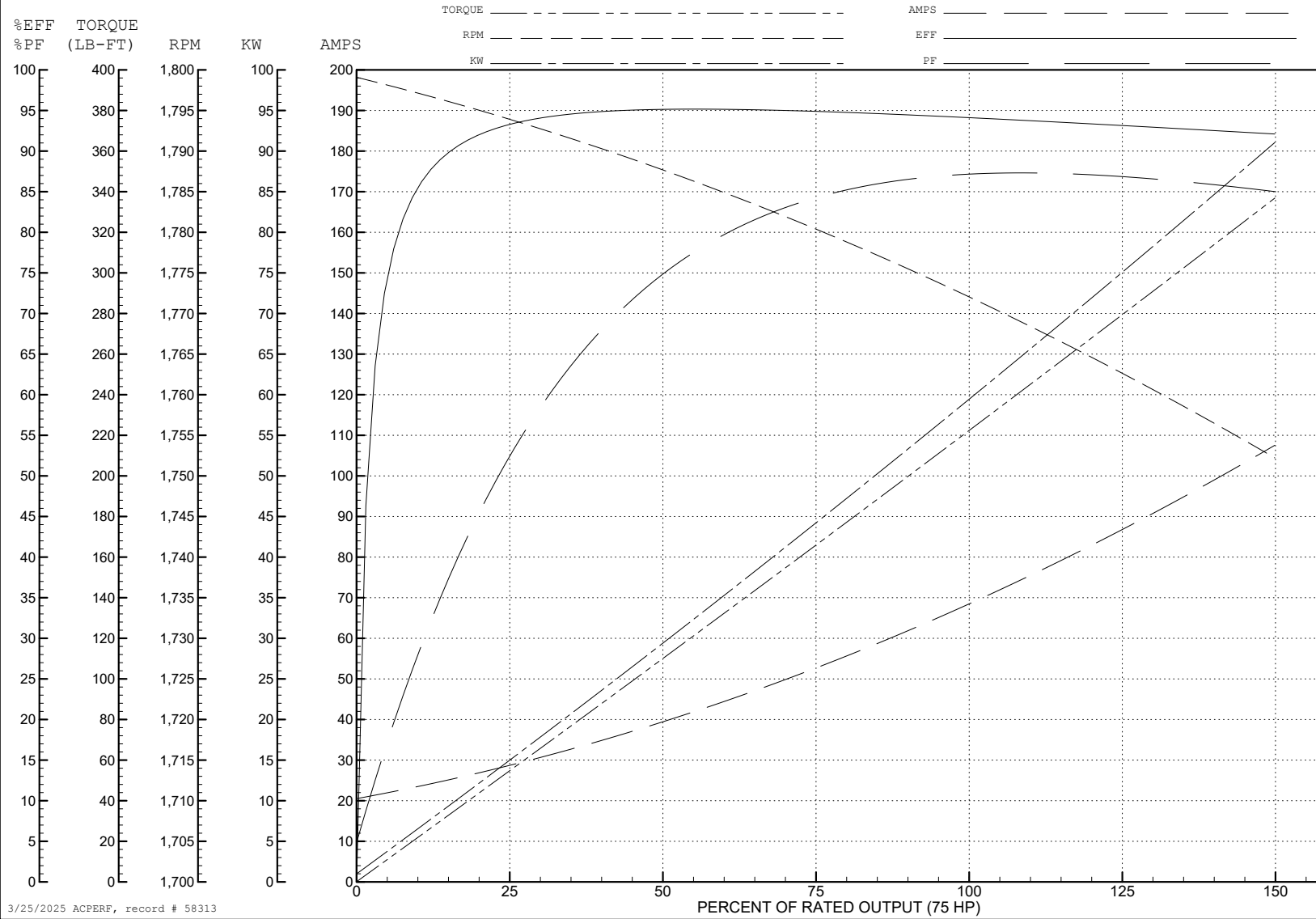
ABB Motors and Mechanical Inc.

WINDING # 42WG104

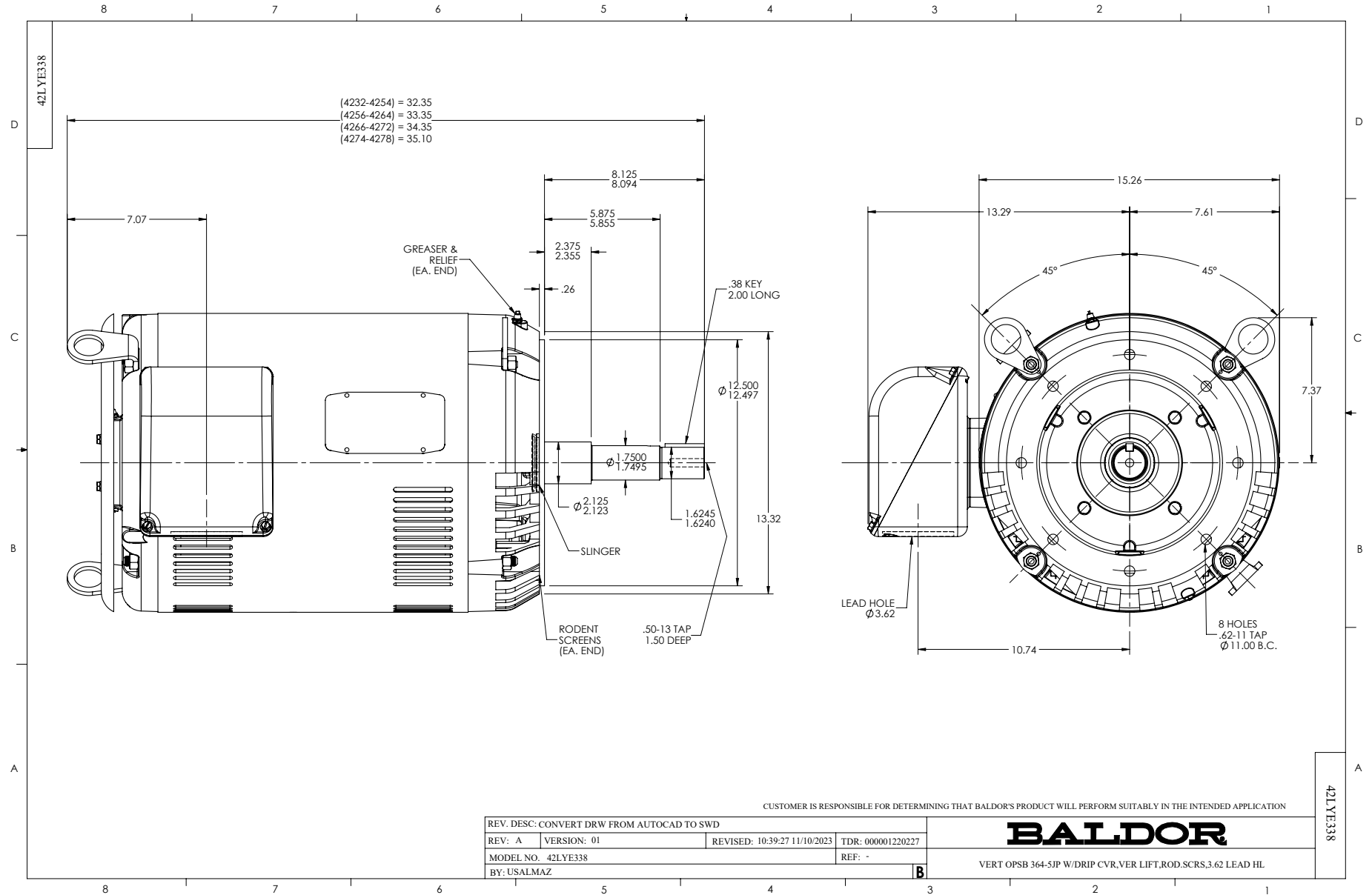
Typical performance - not guaranteed values.

75 HP 3 PH 60 HZ 1770 RPM 575 V 4272M

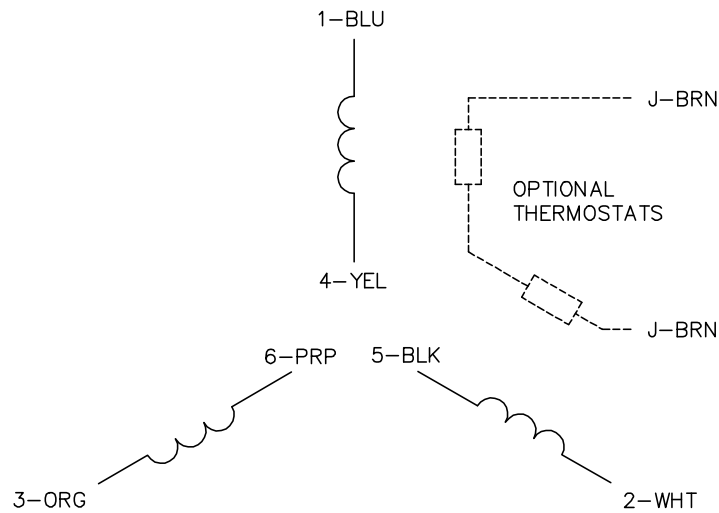
TORQUES (LB-FT): PO=585 PU=301 LR=348 LRA=402



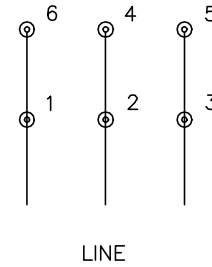
3/25/2025 ACPERF, record # 58313



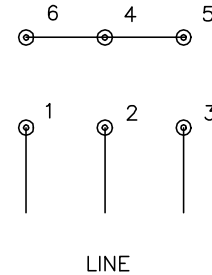
CD0382



RUN CONNECTION (1D)



START CONNECTION (1Y)



NOTES:

1. INTERCHANGE ANY TWO LINE LEADS TO REVERSE ROTATION.
2. OPTIONAL THERMOSTATS ARE PROVIDED WHEN SPECIFIED.
3. ACTUAL NUMBER OF INTERNAL PARALLEL CIRCUITS MAY BE A MULTIPLE OF THOSE SHOWN ABOVE.
4. LEAD COLORS ARE OPTIONAL. LEADS MUST ALWAYS BE NUMBERED AS SHOWN.
5. FOR ACROSS-THE-LINE STARTING, USE 'RUN' CONNECTION.

CD0382

REV. DESC: ADD CLASS CONN00000007		
REV. LTR: F	VERSION: 01	TDR: 000001099922
FILE: \AAA\00005\243	REVISED: 09:05:32 02/19/2019	BY: ENBRIRO
MTL: -	© □	

**BALDOR - RELIANCE®**

3PH, SV, 6 LEADS, Y START/D RUN

SH 1 of 1