



Customer information packet

VFSWDM3611T-E

3HP, 1760RPM, 3PH, 60HZ, 182TC, 3636M, TEFC, F1

Class - None

Division - Not Applicable

Specifications

Enclosure	TEFC
Frame	182TC
Frame Material	Stainless Steel
Frequency	60.00 Hz
Motor Letter Type	Three Phase
Output @ Frequency	3.000 HP @ 60 HZ
Phase	3
Synchronous Speed @ Frequency	1800 RPM @ 60 HZ
Voltage @ Frequency	460.0 V @ 60 HZ 230.0 V @ 60 HZ
XP Class and Group	None
XP Division	Not Applicable
Agency Approvals	CSA NEMA PREMIUM UR
Ambient Temperature	40 °C
Auxillary Box	No Auxillary Box
Auxillary Box Lead Termination	None
Base Indicator	No Mounting
Bearing Grease Type	Polyrex EM (-20F +300F)
Blower	None
Current @ Voltage	8.400 A @ 230.0 V 8.800 A @ 208.0 V 4.200 A @ 460.0 V
Design Code	B
Drip Cover	No Drip Cover
Duty Rating	CONT
Efficiency @ 100% Load	89.5 %
Electrically Isolated Bearing	Not Electrically Isolated
Feedback Device	NO FEEDBACK
Front Face Code	Standard
Front Shaft Indicator	None

Part detail

Revision	Q
Type	AC
Mech. spec.	36R533
Base	
Status	PRD/A
Elec. spec.	36WGS987
Layout	36LYR533
Eff. date	02-15-2024
CD Diagram	CD0005
Poles	04
Leads	9#16
Proprietary	False
Created date	07-11-2017

Heater Indicator	No Heater
High Voltage Full Load Amps	4.2 a
Insulation Class	H
Inverter Code	Inverter Ready
KVA Code	K
Lifting Lugs	Standard Lifting Lugs
Locked Bearing Indicator	Locked Bearing
Motor Lead Exit	Ko Box
Motor Lead Quantity/Wire Size	9 @ 16 AWG
Motor Lead Termination	Flying Leads
Motor Standards	NEMA
Motor Type	3636M
Mounting Arrangement	F1
Number of Poles	4
Overall Length	18.89 IN
Power Factor	76
Product Family	WD All SS Encapsulated
Pulley End Bearing Type	Sealed Bearing
Pulley Face Code	C-Face
Pulley Shaft Indicator	Standard
Rodent Screen	None
RoHS Status	ROHS COMPLIANT
Service Factor	1.15
Shaft Diameter	1.125 IN
Shaft Extension Location	Pulley End
Shaft Ground Indicator	No Shaft Grounding
Shaft Rotation	Reversible
Shaft Slinger Indicator	Shaft Slinger
Speed	1760 rpm
Speed Code	Single Speed
Starting Method	Direct on line
Thermal Device - Bearing	None
Thermal Device - Winding	None
Vibration Sensor Indicator	No Vibration Sensor

Winding Thermal 1	None
Winding Thermal 2	None

Nameplate

NP4427AAA01										
CAT #	VFSWDM3611T-E				WT	86	LBS			
SPEC	36R533S987G1				ENCL	TEFC				
SER #					CC	010A	IP	69		
HP	3		MAG CUR	4.5/2.25						
VOLTS	230/460				NEMA NOM. EFF	89.5				
AMPS	8.4/4.2				PF	76				
RATING	40C AMB-CONT									
RPM	1760				MAX RPM	2700				
FRAME	182TC	HZ	60	CODE	K	CLASS	H			
SER.F.	1.15	SF AMP				PH	3	DES	B	
DE	6206		ODE	6206						
LUBRICATION	POLYREX EM									
ID LOGO	INVERTER TYPE	VPWM	CHP	60	TO	90	1.5:1			
ID LOGO	WK2	0.372	CT	3	TO	60	20:1			
ID LOGO	SL HZ		VT		TO	60	1000:1			
					QR					
YR										

AC Induction Motor Performance Data

Record # 39149

Typical performance - not guaranteed values

Winding: 36WGS987-R001		Type: 3636M	Enclosure: TEFC	
Nameplate Data			460 V, 60 Hz: Single Voltage Motor	
Rated Output (HP)		3	Full Load Torque	9.04 LB-FT
Volts		230/460	Start Configuration	direct on line
Full Load Amps		8.4/4.2	Breakdown Torque	34.81 LB-FT
R.P.M.		1760	Pull-up Torque	18.62 LB-FT
Hz	60 Phase	3	Locked-rotor Torque	21.9 LB-FT
NEMA Design Code	B KVA Code	K	Starting Current	34.1 A
Service Factor (S.F.)		1.15	No-load Current	2.25 A
NEMA Nom. Eff.	89.5 Power Factor	76	Line-line Res. @ 25°C	3.58 Ω
Rating - Duty		40C AMB-CONT	Temp. Rise @ Rated Load	62°C
S.F. Amps			Temp. Rise @ S.F. Load	74°C
			Locked-rotor Power Factor	41
			Rotor inertia	0.335 LB-FT ²

Load Characteristics 460 V, 60 Hz, 3 HP

% of Rated Load	25	50	75	100	125	150	S.F.
Power Factor	36	57	69	76	80	83	78
Efficiency	82	88	89.6	89.8	89.2	88.3	89.3
Speed	1790	1781	1772	1762	1751	1738	1755
Line amperes	2.45	2.86	3.46	4.17	4.95	5.83	4.65

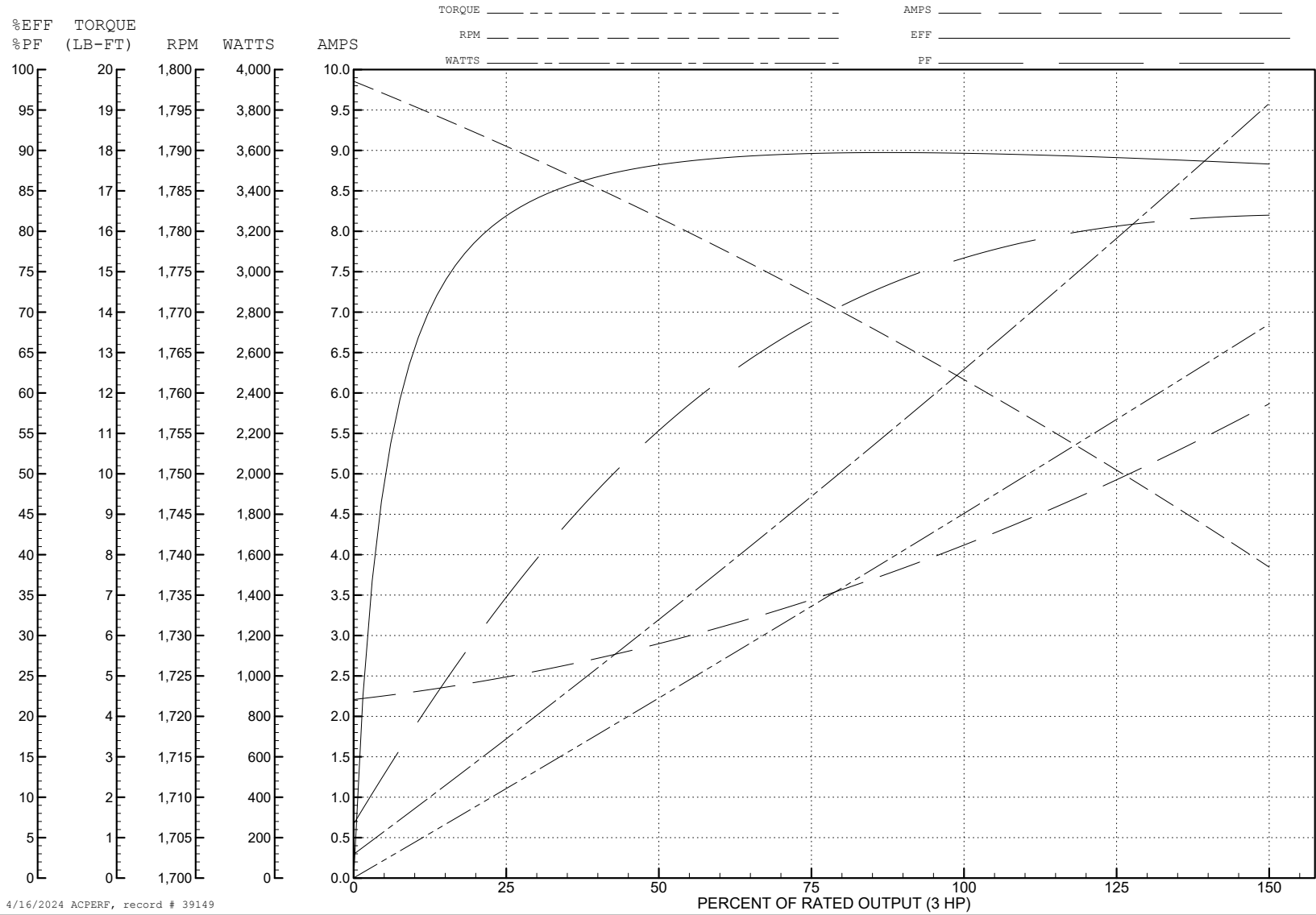
ABB Motors and Mechanical Inc.

WINDING # 36WGS987

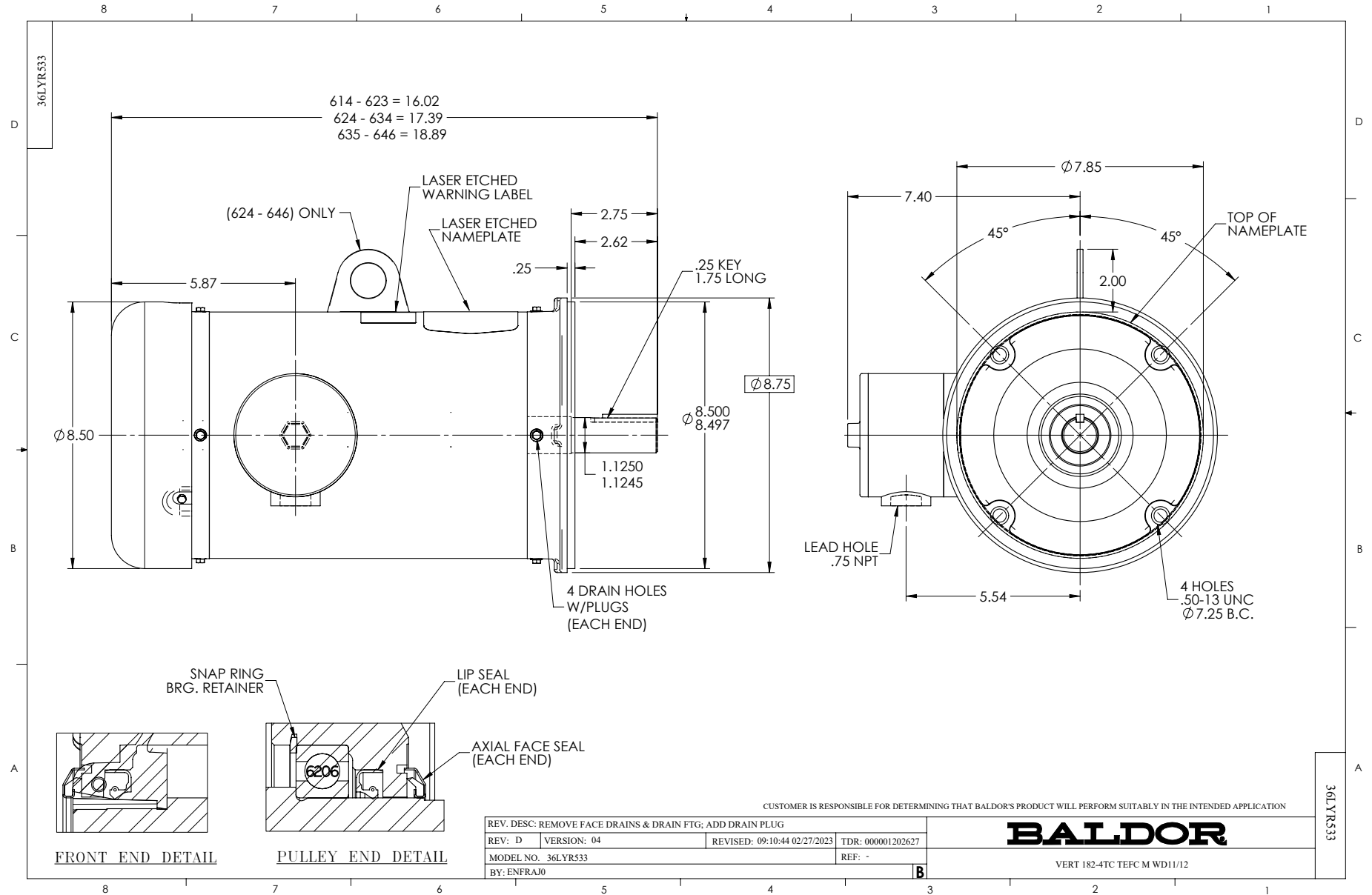
3 HP 3 PH 60 HZ 1760 RPM 460 V 3636M

Typical performance - not guaranteed values.

TORQUES (LB-FT): PO=34.81 PU=18.62 LR=21.9 LRA=34.1



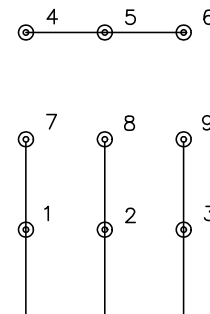
4/16/2024 ACPERF, record # 39149



CD0005

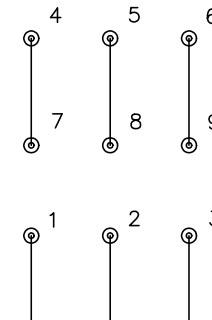


LOW VOLTAGE
(2Y)



LINE

HIGH VOLTAGE
(1Y)



LINE

NOTES:

1. INTERCHANGE ANY TWO LINE LEADS TO REVERSE ROTATION.
2. OPTIONAL THERMOSTATS ARE PROVIDED WHEN SPECIFIED.
3. ACTUAL NUMBER OF INTERNAL PARALLEL CIRCUITS MAY BE A MULTIPLE OF THOSE SHOWN ABOVE.
4. LEAD COLORS ARE OPTIONAL. LEADS MUST ALWAYS BE NUMBERED AS SHOWN.

REV. DESC: REVISE TO SHOW OPTIONAL COLORS			
REV. LTR: E	BY: JLP	REVISED: 01/19/99 10:15	TDR: 0171435
S00000		FILE: AAA00005140	MDL: -
		MTL: -	

BALDOR ELECTRIC Co.

3PH, DV, 9 LEADS

CD0005