ABB BALDOR RELIANCE

Customer information packet

UCM575

5-7 1/2HP, 3450RPM, 3PH, 60HZ, 184TZ, 3628M, O
Class - None
Division - Not Applicable

Copyright © All product information within this document is subject to ABB Motors and Mechanical Inc. copyright © protection, unless otherwise noted.
11/22/2026 6:35:21 PM

Specifications

Enclosure	OPAO
Frame	184TZ
Frame Material	Steel
Frequency	60.00 Hz
Haz Area Class and Group	None
Haz Area Division	Not Applicable
Motor Letter Type	Three Phase
Output @ Frequency	7.500 HP @ 60 HZ
	5.000 HP @ 60 HZ
Phase	3
Synchronous Speed @ Frequency	3600 RPM @ 60 HZ
Voltage @ Frequency	230.0 V @ 60 HZ
	460.0 V @ 60 HZ
Agency Approvals	UR
	CSA
Ambient Temperature	40 °C
Auxiliary Box	NO AUXILLARY BOX
Auxiliary Box Lead Termination	None
Base Indicator	Rigid
Bearing Grease Type	Polyrex EM (-20F +300F)
Blower	None
Current @ Voltage	19.000 A @ 230.0 V
	20.400 A @ 208.0 V
	9.500 A @ 460.0 V
Drip Cover	No Drip Cover
Duty Rating	CONT
Efficiency @ 100% Load	84.0 %
Electrically Isolated Bearing	Not Electrically Isolated
Feedback Device	NO FEEDBACK
Front Face Code	Standard
Front Shaft Indicator	None
Heater Indicator	No Heater

Part Detail

Revision	AD
Type	AC
Mech. spec.	36F551
Base	
Status	PRD/A
Elec. spec.	36WG2512
Layout	36LYF551
Eff. date	01-02-2025
CD Diagram	CD0005
Poles	02
Leads	9#16 30" G Y
Proprietary	False
Created date	01-01-0001

High Voltage Full Load Amps	9.5 a
Insulation Class	F
Inverter Code	Not Inverter
KVA Code	F
Lifting Lugs	No Lifting Lugs
Locked Bearing Indicator	Locked Bearing
Motor Lead Exit	Pipe Or Pipe Adaptor
Motor Lead Quantity/Wire Size	9 @ 16 AWG
Motor Lead Termination	Flying Leads
Motor Standards	NEMA
Motor Type	3628M
Mounting Arrangement	F1
Number of Poles	2
Overall Length	15.38 IN
Power Factor	87
Product Family	General Purpose
Pulley End Bearing Type	Ball
Pulley Face Code	Standard
Pulley Shaft Indicator	Tapped & Key
Rodent Screen	None
Service Factor	1.00
Shaft Diameter	1.125 IN
Shaft Extension Location	Pulley End
Shaft Ground Indicator	No Shaft Grounding
Shaft Rotation	Reversible
Shaft Slinger Indicator	No Slinger
Speed	3450 rpm
Speed Code	Single Speed
Starting Method	Direct on line
Thermal Device - Bearing	None
Thermal Device - Winding	Normally Closed Thermostat
Vibration Sensor Indicator	No Vibration Sensor
Winding Thermal 1	None
Winding Thermal 2	None

Nameplate

NP1279L											
CAT.NO.	UCM575										
SPEC.	36F551-2512G1										
HP	5-7.5 AIR OVER										
VOLTS	230/460										
AMP	19/9.5										
RPM	3450										
FRAME	184TZ	**HZ**	60		**PH**	3					
SER.F.	1.00	**CODE**	F	**DES**	-		**CL**	F			
NEMA-NOM-EFF	84	**PF**	87								
RATING	40C AMB-CONT										
CC											
DE	6206	**ODE**	6205								
ENCL	OPAO	**SN**									

NP1263L								
CAT.NO.	UCM575							
SPEC.	36F551-2512G1							
HP	5-7.5 AIR OVER							
VOLTS	230/460							
AMP	19/9.5							
RPM	3450							
FRAME	184TZ	**HZ**	60	**PH**	3			
SER.F.	1.00	**CODE**	F	**DES**	-	**CL**	F	
NEMA-NOM-EFF	84	**PF**	87					
RATING	40C AMB-CONT							
CC								
DE	6206	**ODE**	6205					
ENCL	OPAO	**SN**						

AC Induction Motor Performance Data
Record # 36903
Typical performance - not guaranteed values

Winding: 36WG2512-R004	**Type:** 3628M	**Enclosure:** OPAO

Nameplate Data				**460 V, 60 Hz: High Voltage Connection**	
Rated Output (HP)			5-7.5 AIR OVER	**Full Load Torque**	11.4 LB-FT
Volts			230/460	**Start Configuration**	direct on line
Full Load Amps			19/9.5	**Breakdown Torque**	40 LB-FT
R.P.M.			3450	**Pull-up Torque**	36.1 LB-FT
Hz	60	**Phase**	3	**Locked-rotor Torque**	37 LB-FT
NEMA Design Code	-	**KVA Code**	F	**Starting Current**	51.4 A
Service Factor (S.F.)			1	**No-load Current**	4 A
NEMA Nom. Eff.	84	**Power Factor**	87	**Line-line Res. @ 25ºC**	2.17 Ω
Rating - Duty			40C AMB-CONT	**Temp. Rise @ Rated Load**	
				Locked-rotor Power Factor	56
				Rotor inertia	0.126 LB-FT2

Load Characteristics 460 V, 60 Hz, 7.5 HP

% of Rated Load	**25**	**50**	**75**	**100**	**125**	**150**
Power Factor	54	74	83	87	88	89
Efficiency	70.7	80.5	83.4	84	83.9	82.2
Speed	3558	3526	3488	3450	3406	3361
Line amperes	4.68	6.02	7.68	9.55	11.8	14

ABB Motors and Mechanical Inc.

WINDING # 36WG2512

7.5 HP 3 PH 60 HZ 3450 RPM 460 V 3628M

TORQUES(LB-FT): PO=40 PU=36.1 LR=37 LRA=51.4

Typical performance - not guaranteed values.

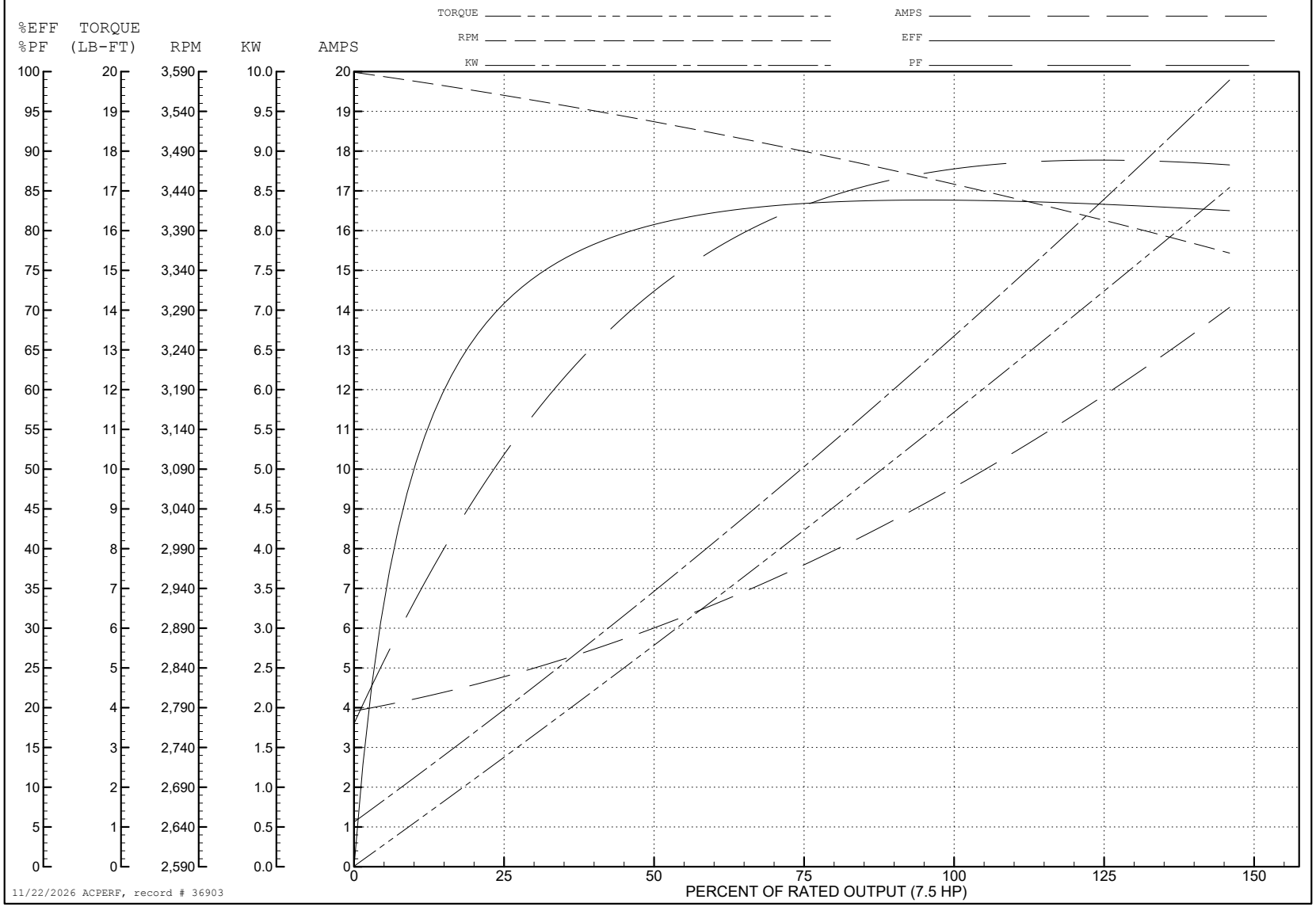

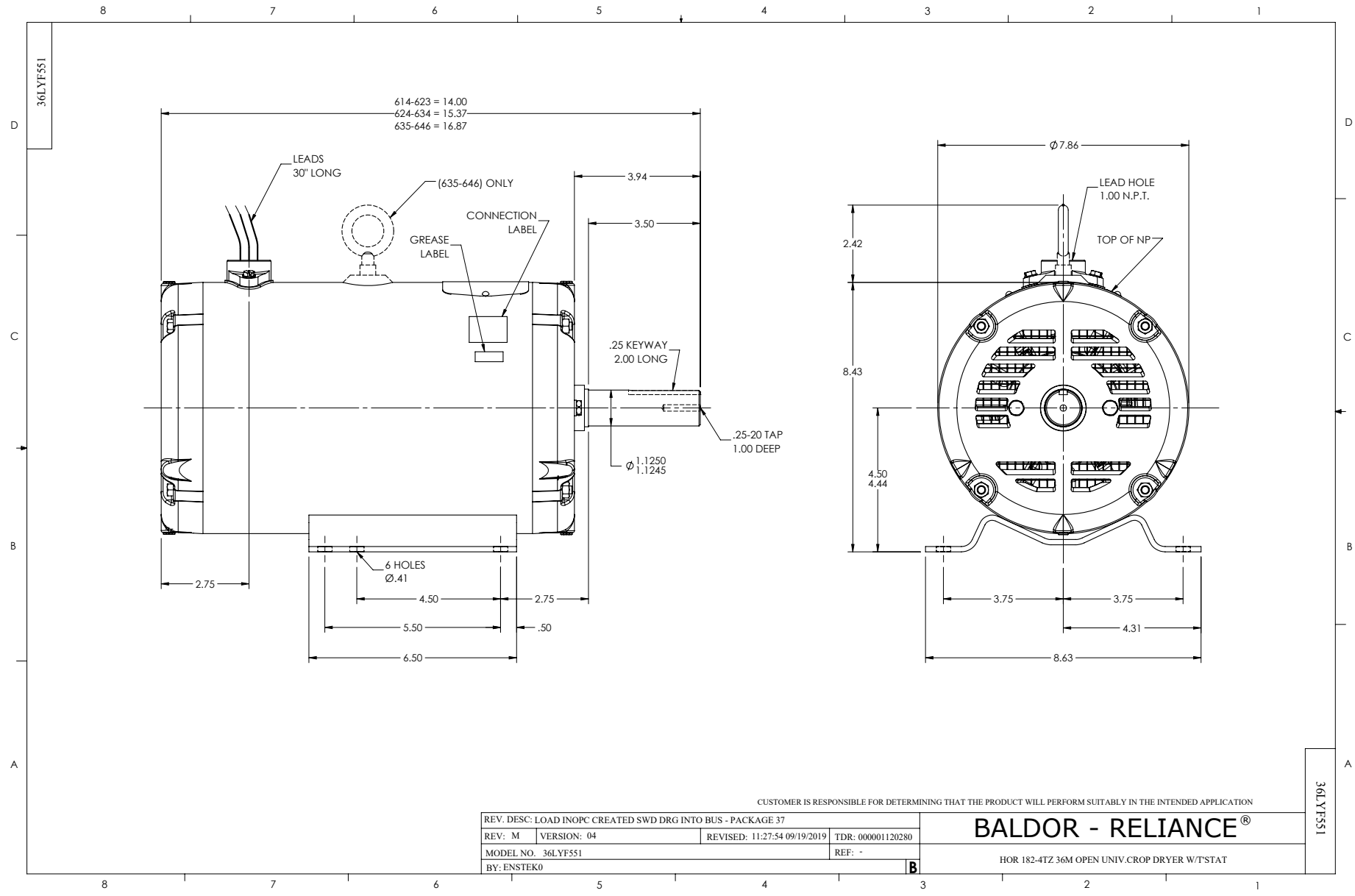
36LYF551
614-623 = 14.00
624-634 = 15.37
635-646 = 16.87
LEADS
30" LONG
(635-646) ONLY
CONNECTION
LABEL
GREASE
LABEL
3.94
3.50
.25 KEYWAY
2.00 LONG
.25-20 TAP
1.00 DEEP
Ø1.1250
1.1245
6 HOLES
Ø.41
2.75
4.50
2.75
5.50
.50
6.50
Ø7.86
LEAD HOLE
1.00 N.P.T.
TOP OF NP
2.42
8.43
4.50
4.44
3.75
3.75
4.31
8.63
CUSTOMER IS RESPONSIBLE FOR DETERMINING THAT THE PRODUCT WILL PERFORM SUITABLY IN THE INTENDED APPLICATION
REV. DESC: LOAD INOPC CREATED SWD DRG INTO BUS - PACKAGE 37
REV: M
VERSION: 04
REVISED: 11:27:54 09/19/2019
TDR: 000001120280
MODEL NO. 36LYF551
REF: -
BY: ENSTEK0
B
BALDOR - RELIANCE®
HOR 182-4TZ 36M OPEN UNIV.CROP DRYER W/T'STAT
36LYF551

CD0005

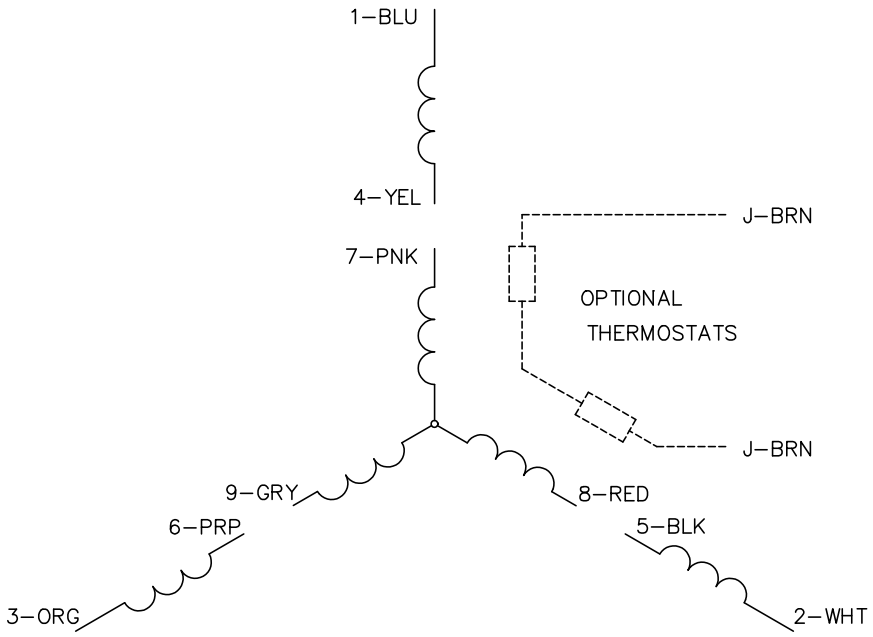

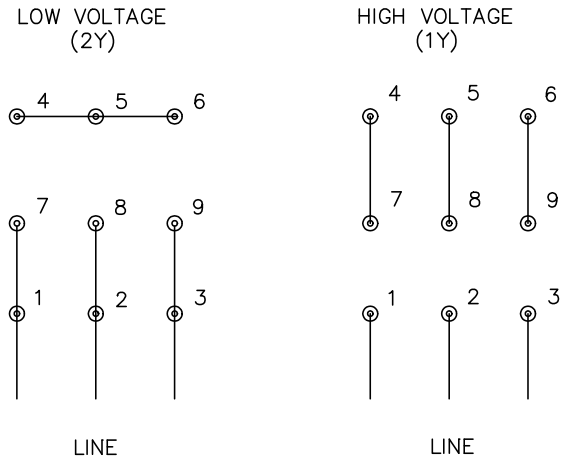

NOTES:

1. INTERCHANGE ANY TWO LINE LEADS TO REVERSE ROTATION.
2. OPTIONAL THERMOSTATS ARE PROVIDED WHEN SPECIFIED.
3. ACTUAL NUMBER OF INTERNAL PARALLEL CIRCUITS MAY BE A MULTIPLE OF THOSE SHOWN ABOVE.
4. LEAD COLORS ARE OPTIONAL. LEADS MUST ALWAYS BE NUMBERED AS SHOWN.

CD0005

REV. DESC: REVISE TO SHOW OPTIONAL COLORS			BALDOR ELECTRIC Co.
REV. LTR: E	BY: JLP	REVISED: 01/19/99 10:15	TDR: 0171435
CD0005		FILE: AAA00005140	MDL: –
		MTL: –	3PH, DV, 9 LEADS