ABB BALDOR RELIANCE

Customer information packet

SPM3218T

5HP, 1755RPM, 3PH, 60HZ, 184T, 3648M, OPSB, F1
Class - None
Division - Not Applicable

Copyright © All product information within this document is subject to ABB Motors and Mechanical Inc. copyright © protection, unless otherwise noted.
11/28/2026 8:19:28 AM

Specifications

Enclosure	OPSB
Frame	184T
Frame Material	Steel
Frequency	60.00 Hz
Haz Area Class and Group	None
Haz Area Division	Not Applicable
Motor Letter Type	Three Phase
Output @ Frequency	5.000 HP @ 60 HZ
Phase	3
Synchronous Speed @ Frequency	1800 RPM @ 60 HZ
Voltage @ Frequency	230.0 V @ 60 HZ
	460.0 V @ 60 HZ
Agency Approvals	WEEE
	NEMA PREMIUM 4
Ambient Temperature	40 °C
Auxiliary Box	NO AUXILLARY BOX
Auxiliary Box Lead Termination	None
Base Indicator	Rigid
Bearing Grease Type	Polyrex EM (-20F +300F)
Blower	None
Current @ Voltage	13.200 A @ 230.0 V
	6.600 A @ 460.0 V
Design Code	B
Drip Cover	No Drip Cover
Duty Rating	CONT
Efficiency @ 100% Load	91.0 %
Electrically Isolated Bearing	Not Electrically Isolated
Feedback Device	NO FEEDBACK
Front Shaft Indicator	None
Heater Indicator	No Heater
High Voltage Full Load Amps	6.6 a
Insulation Class	F

Part Detail

Revision	D
Type	AC
Mech. spec.	36P391
Base	
Status	PRD/A
Elec. spec.	36WGZ629
Layout	36LYP391
Eff. date	06-07-2024
CD Diagram	CD0005
Poles	04
Leads	9#16
Proprietary	False
Created date	09-07-2023

Inverter Code	Inverter Duty
KVA Code	J
Lifting Lugs	Vertical Lifting Lugs
Locked Bearing Indicator	No Locked Bearing
Max Speed	2700 rpm
Motor Lead Quantity/Wire Size	9 @ 16 AWG
Motor Lead Termination	Flying Leads
Motor Standards	NEMA
Motor Type	3648M
Mounting Arrangement	F1
Number of Poles	4
Overall Length	18.43 IN
Power Factor	78
Product Family	General Purpose
Pulley End Bearing Type	Ball
Pulley Face Code	Standard
Pulley Shaft Indicator	Standard
Rodent Screen	None
RoHS Status	ROHS COMPLIANT
Service Factor	1.15
Shaft Diameter	1.125 IN
Shaft Ground Indicator	No Shaft Grounding
Shaft Rotation	Reversible
Shaft Slinger Indicator	No Slinger
Speed	1755 rpm
Speed Code	Single Speed
Starting Method	Direct on line
Thermal Device - Bearing	None
Thermal Device - Winding	None
Vibration Sensor Indicator	No Vibration Sensor
Winding Thermal 1	None
Winding Thermal 2	None

Nameplate

NP4423A01A01L												
CAT #	SPM3218T				**WGT**	101	**LBS**					
SPEC	36P391Z629				**ENCL**	OPSB						
SER #					**CC**	010A	**IP**	22				
HP	5			**MAG CUR**	6.4/3.2							
VOLTS	230/460						**NEMA NOM. EFF**	91				
AMPS	13.2/6.6					**PF**	78					
RATING	40C AMB-CONT											
RPM	1755				**MAX RPM**	2700						
FRAME	184T	**HZ**	60		**CODE**	J	**CLASS**	F				
SER.F.	1.15	**SF AMP**	14.8/7.4			**PH**	3	**DES**	B			
DE	6206			**ODE**	6205							
LUBRICATION	POLYREX EM											
ID LOGO	**INVERTER TYPE**			**VPWM**		**CHP**	1.5	**TO**	1	1.5:1		
ID LOGO	**WK2**	0.447	**CT**	10	**TO**	1	10:1					
ID LOGO	**SL HZ**	1.5	**VT**	20	**TO**	1	20:1					
						QR						
YR												

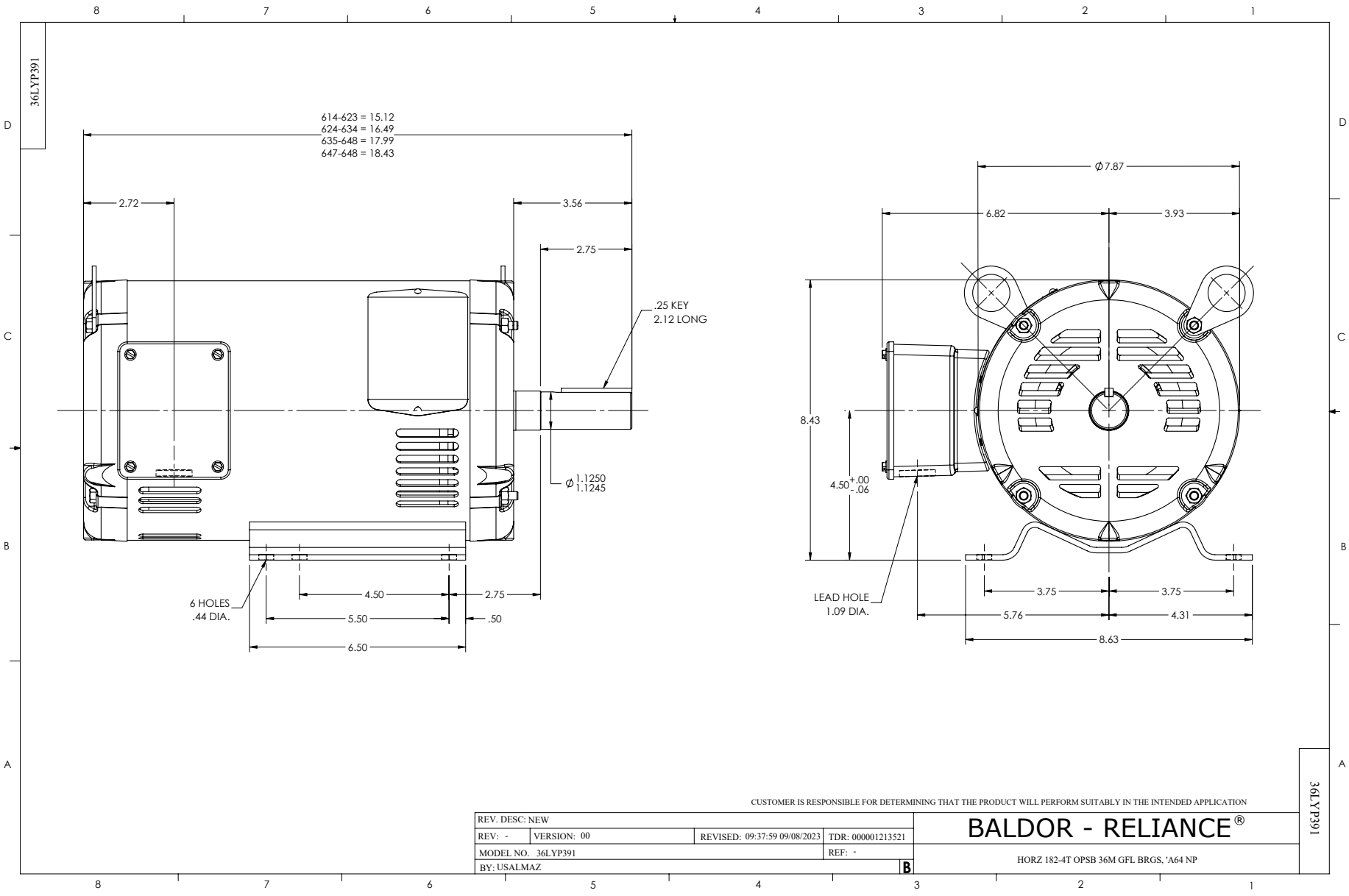
36LYP391
614-623 = 15.12
624-634 = 16.49
635-648 = 17.99
647-648 = 18.43
2.72
3.56
2.75
.25 KEY
2.12 LONG
Ø 1.1250
1.1245
6 HOLES
.44 DIA.
4.50
2.75
5.50
.50
6.50
Ø7.87
6.82
3.93
8.43
4.50 +.00 -.06
LEAD HOLE
1.09 DIA.
3.75
3.75
5.76
4.31
8.63
CUSTOMER IS RESPONSIBLE FOR DETERMINING THAT THE PRODUCT WILL PERFORM SUITABLY IN THE INTENDED APPLICATION
REV. DESC: NEW
REV: - VERSION: 00 REVISED: 09:37:59 09/08/2023 TDR: 000001213521
MODEL NO. 36LYP391 REF: -
BY: USALMAZ B
BALDOR - RELIANCE®
HORZ 182-4T OPSB 36M GFL BRGS, 'A64 NP
36LYP391

CD0005

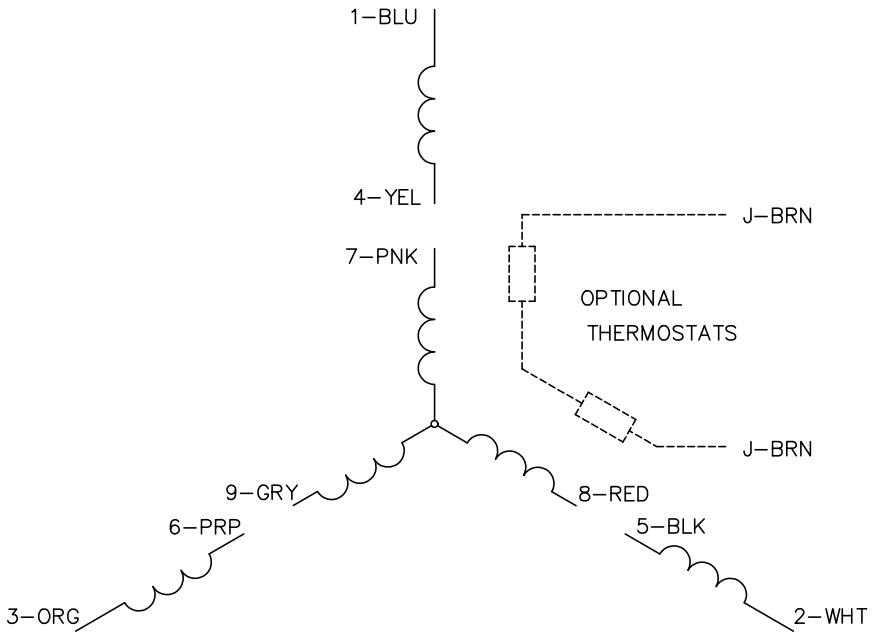

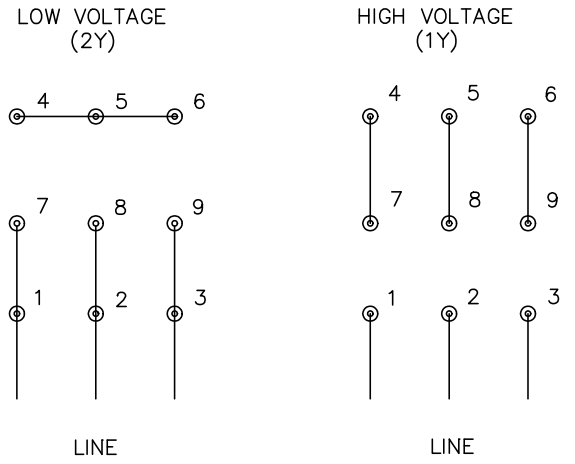

NOTES:

1. INTERCHANGE ANY TWO LINE LEADS TO REVERSE ROTATION.
2. OPTIONAL THERMOSTATS ARE PROVIDED WHEN SPECIFIED.
3. ACTUAL NUMBER OF INTERNAL PARALLEL CIRCUITS MAY BE A MULTIPLE OF THOSE SHOWN ABOVE.
4. LEAD COLORS ARE OPTIONAL. LEADS MUST ALWAYS BE NUMBERED AS SHOWN.

CD0005

REV. DESC: REVISE TO SHOW OPTIONAL COLORS			BALDOR ELECTRIC Co.
REV. LTR: E	BY: JLP	REVISED: 01/19/99 10:15	TDR: 0171435
CD0005		FILE: AAA00005140	MDL: –
		MTL: –	3PH, DV, 9 LEADS