ABB BALDOR RELIANCE

Customer information packet

SPJMM3219T-G

7.5HP, 3500RPM, 3PH, 60HZ, 184JM, 3646M, OPSB
Class - None
Division - Not Applicable

Copyright © All product information within this document is subject to ABB Motors and Mechanical Inc. copyright © protection, unless otherwise noted.
11/24/2026 7:07:16 PM

Specifications

Enclosure	OPSB
Frame	184JM
Frame Material	Steel
Frequency	60.00 Hz
Haz Area Class and Group	None
Haz Area Division	Not Applicable
Motor Letter Type	Three Phase
Output @ Frequency	7.500 HP @ 60 HZ
Phase	3
Synchronous Speed @ Frequency	3600 RPM @ 60 HZ
Voltage @ Frequency	230.0 V @ 60 HZ
	460.0 V @ 60 HZ
Agency Approvals	WEEE
Ambient Temperature	40 °C
Auxiliary Box	NO AUXILLARY BOX
Auxiliary Box Lead Termination	None
Base Indicator	Rigid
Bearing Grease Type	Polyrex EM (-20F +300F)
Blower	None
Current @ Voltage	16.800 A @ 230.0 V
	8.400 A @ 460.0 V
Design Code	B
Drip Cover	No Drip Cover
Duty Rating	CONT
Efficiency @ 100% Load	90.2 %
Electrically Isolated Bearing	Not Electrically Isolated
Feedback Device	NO FEEDBACK
Front Shaft Indicator	None
Heater Indicator	No Heater
High Voltage Full Load Amps	8.4 a
Insulation Class	H
Inverter Code	Inverter Duty

Part Detail

Revision	A
Type	AC
Mech. spec.	36EE003
Base	
Status	PRD/A
Elec. spec.	36WGX419
Layout	36LYEE003
Eff. date	11-19-2025
CD Diagram	CD0005
Poles	02
Leads	9#16
Proprietary	False
Created date	08-11-2025

KVA Code	K
Lifting Lugs	No Lifting Lugs
Locked Bearing Indicator	Locked Bearing
Max Speed	5400 rpm
Motor Lead Quantity/Wire Size	9 @ 16 AWG
Motor Lead Termination	Flying Leads
Motor Standards	NEMA
Motor Type	3646M
Mounting Arrangement	F1
Number of Poles	2
Overall Length	18.00 IN
Power Factor	91
Product Family	General Purpose
Pulley End Bearing Type	Ball
Pulley Face Code	C-Face
Pulley Shaft Indicator	Tapped & Key
Rodent Screen	Included
RoHS Status	ROHS COMPLIANT
Service Factor	1.25
Shaft Diameter	0.875 IN
Shaft Ground Indicator	Shaft Grounding
Shaft Rotation	Reversible
Shaft Slinger Indicator	No Slinger
Speed	3500 rpm
Speed Code	Single Speed
Starting Method	Direct on line
Thermal Device - Bearing	None
Thermal Device - Winding	None
Vibration Sensor Indicator	No Vibration Sensor
Winding Thermal 1	None
Winding Thermal 2	None

Nameplate

NP4423A01A01L												
CAT #	SPJMM3219T-G			**WGT**	96	**LBS**						
SPEC	36EE003X419			**ENCL**	OPSB							
SER #				**CC**	010A	**IP**	23					
HP	7.5			**MAG CUR**	4.4/2.2							
VOLTS	230/460					**NEMA NOM. EFF**	90.2					
AMPS	16.8/8.4					**PF**	91					
RATING	40C AMB-CONT											
RPM	3500					**MAX RPM**	5400					
FRAME	184JM	**HZ**	60	**CODE**	K	**CLASS**	H					
SER.F.	1.25	**SF AMP**	20.6/10.3			**PH**	3	**DES**	B			
DE	6207			**ODE**	6205							
LUBRICATION	POLYREX EM											
ID LOGO		**INVERTER TYPE**		**VPWM**		**CHP**	60	**TO**	90	1.5:1		
ID LOGO	**WK2**	0.207	**CT**	6	**TO**	60		10:1				
ID LOGO	**SL HZ**	1.7	**VT**	3	**TO**	60		20:1				
						QR						
YR												

AC Induction Motor Performance Data
Record # 112309
Preliminary Data Sheet

Winding: 36WGX419-R010	**Type:** 3646M	**Enclosure:** OPSB

Nameplate Data				**460 V, 60 Hz: High Voltage Connection**	
Rated Output (HP)			7.5	**Full Load Torque**	11.2 LB-FT
Volts			230/460	**Start Configuration**	direct on line
Full Load Amps			16.8/8.4	**Breakdown Torque**	55 LB-FT
R.P.M.			3500	**Pull-up Torque**	40 LB-FT
Hz	60	**Phase**	3	**Locked-rotor Torque**	48 LB-FT
NEMA Design Code	B	**KVA Code**	K	**Starting Current**	87 A
Service Factor (S.F.)			1.25	**No-load Current**	2.2 A
NEMA Nom. Eff.	90.2	**Power Factor**	91	**Line-line Res. @ 25ºC**	1.45 Ω
Rating - Duty			40C AMB-CONT	**Temp. Rise @ Rated Load**	34°C
S.F. Amps			20.6/10.3	**Temp. Rise @ S.F. Load**	48°C
				Locked-rotor Power Factor	44.8
				Rotor inertia	0.205 lb-ft²

Load Characteristics 460 V, 60 Hz, 7.5 HP

% of Rated Load	**25**	**50**	**75**	**100**	**125**	**150**	**S.F.**
Power Factor	65	84	90	91	93	93	93
Efficiency	87.9	91.3	91.6	90.9	89.9	88.6	89.9
Speed	3570	3542	3511	3478	3446	3412	3446
Line amperes	3.1	4.6	6.4	8.4	10.3	12.4	10.3

ABB Motors and Mechanical Inc.

WINDING # 36WGX419

7.5 HP 3 PH 60 HZ 3500 RPM 460 V 3646M

Typical performance - not guaranteed values.

TORQUES(LB-FT): PO=55 PU=40 LR=48 LRA=87

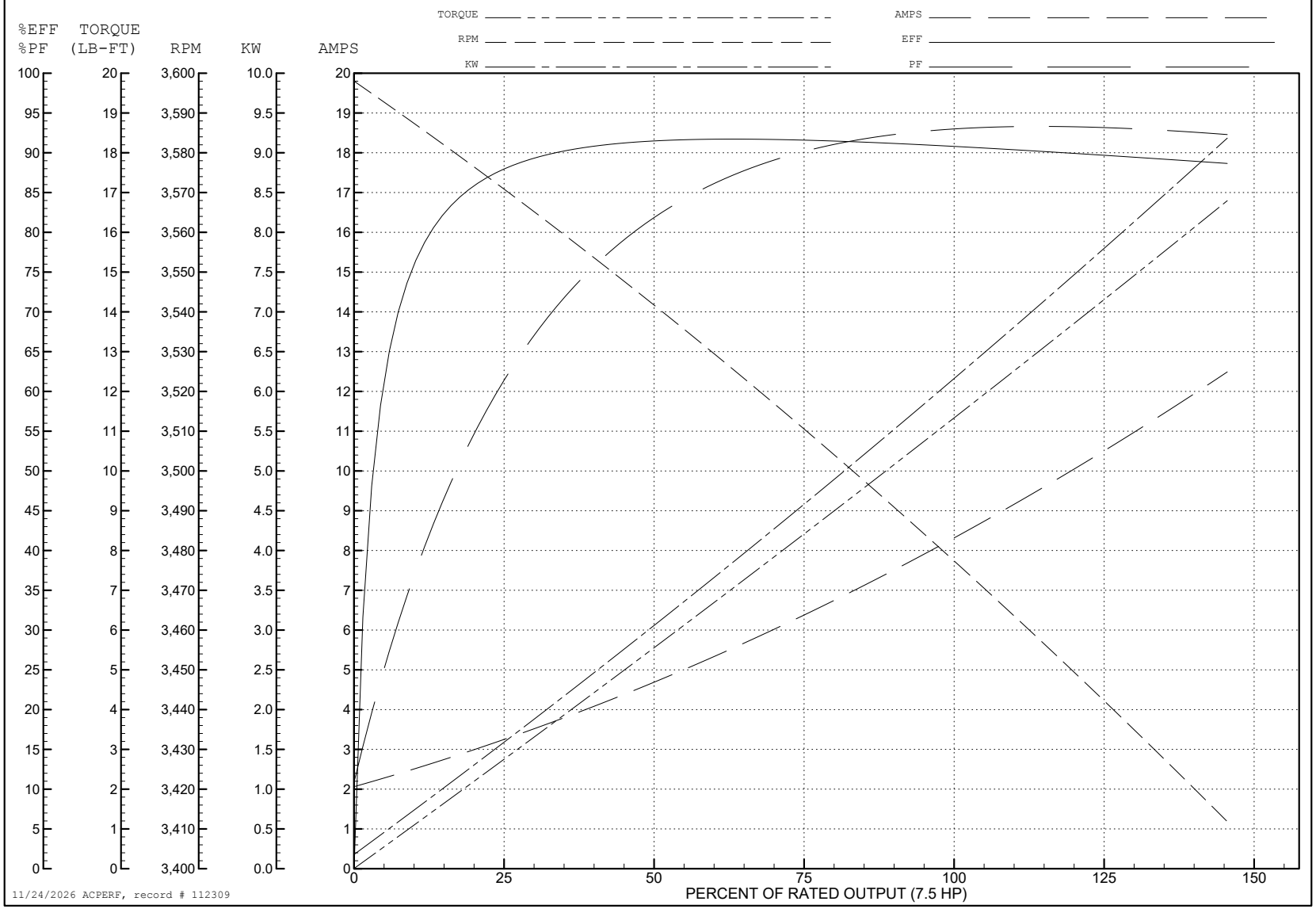

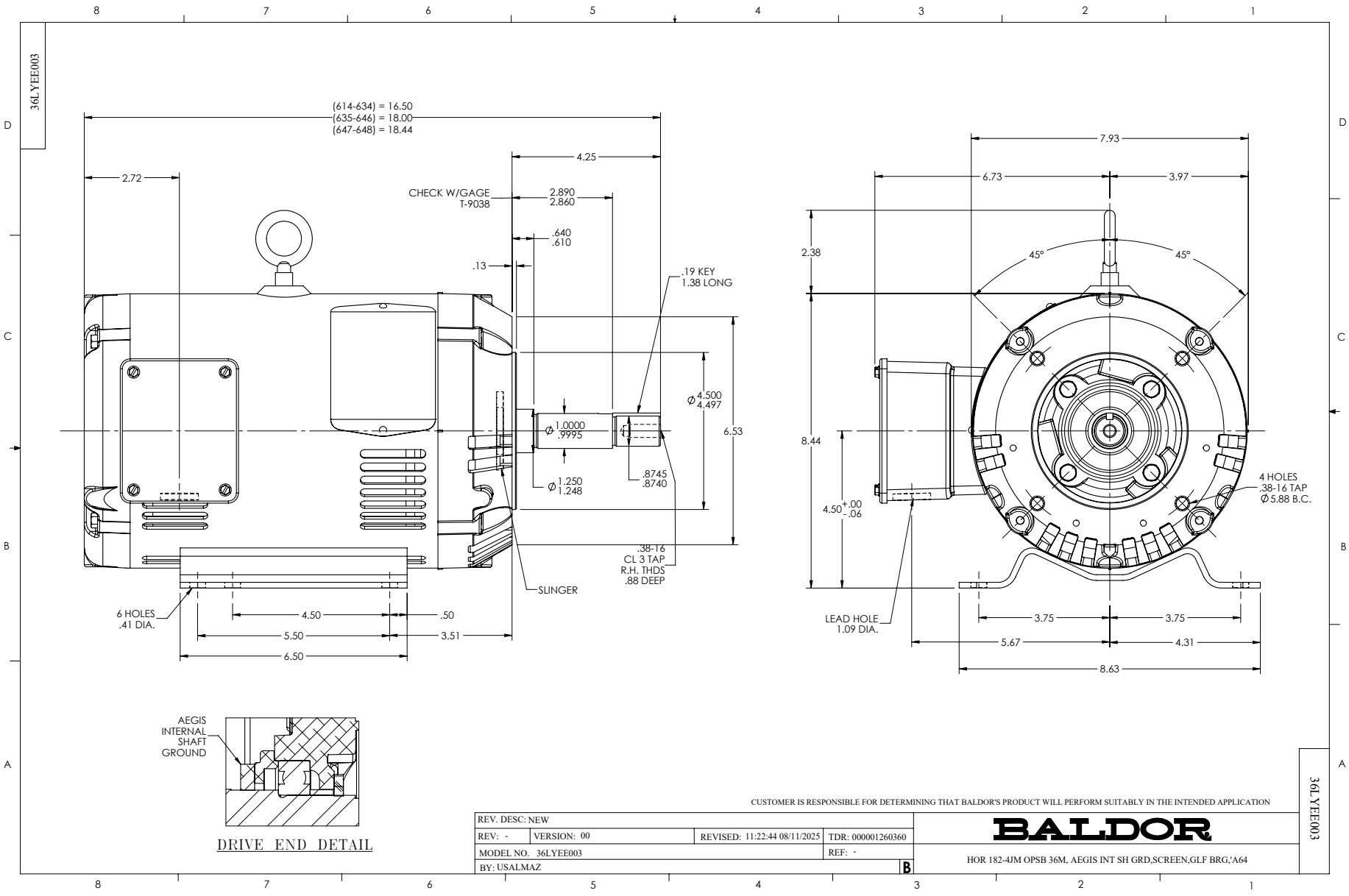
36LYEE003
(614-634) = 16.50
(635-646) = 18.00
(647-648) = 18.44
2.72
4.25
CHECK W/GAGE T-9038
2.890
2.860
.640
.610
.13
.19 KEY
1.38 LONG
Ø4.500
4.497
6.53
Ø1.0000
.9995
Ø1.250
1.248
.8745
.8740
.38-16
CL 3 TAP
R.H. THDS
.88 DEEP
SLINGER
6 HOLES
.41 DIA.
4.50
.50
5.50
3.51
6.50
7.93
6.73
3.97
2.38
45°
45°
8.44
4.50 +.00 -.06
4 HOLES
.38-16 TAP
Ø5.88 B.C.
LEAD HOLE
1.09 DIA.
3.75
3.75
5.67
4.31
8.63
AEGIS
INTERNAL
SHAFT
GROUND
DRIVE END DETAIL
CUSTOMER IS RESPONSIBLE FOR DETERMINING THAT BALDOR'S PRODUCT WILL PERFORM SUITABLY IN THE INTENDED APPLICATION
REV. DESC: NEW
REV: - VERSION: 00 REVISED: 11:22:44 08/11/2025 TDR: 000001260360
MODEL NO. 36LYEE003 REF: -
BY: USALMAZ B
BALDOR
HOR 182-4JM OPSB 36M, AEGIS INT SH GRD,SCREEN,GLF BRG,'A64
36LYEE003

CD0005

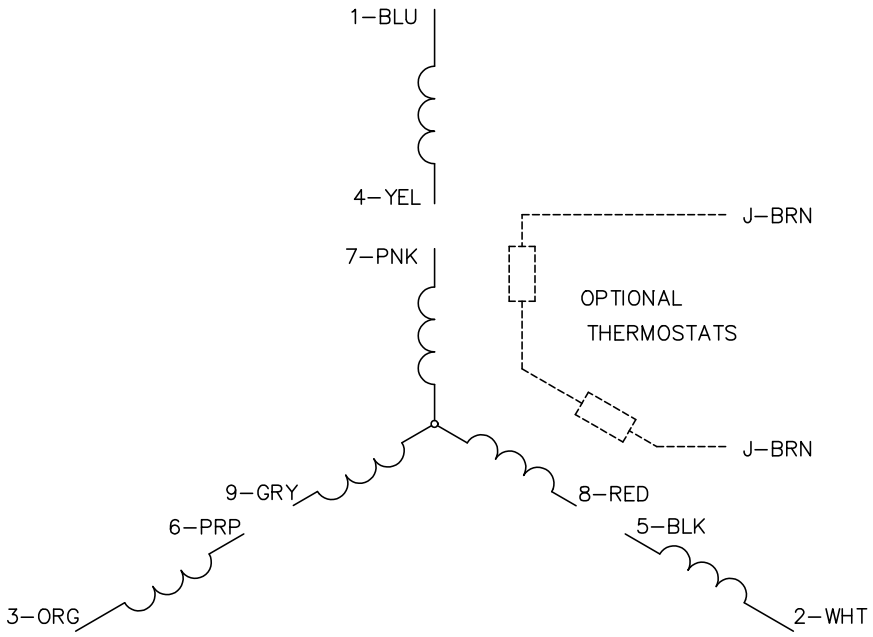

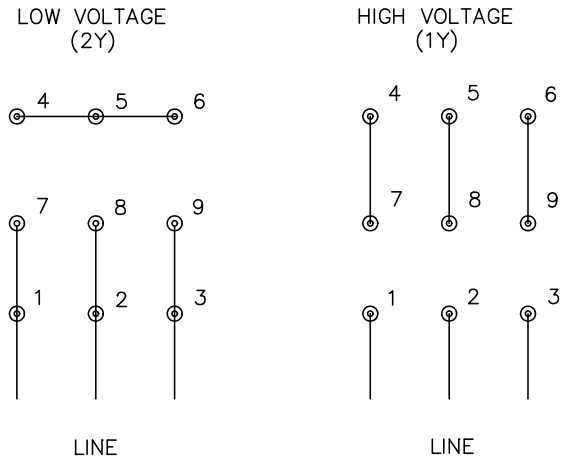

NOTES:

1. INTERCHANGE ANY TWO LINE LEADS TO REVERSE ROTATION.
2. OPTIONAL THERMOSTATS ARE PROVIDED WHEN SPECIFIED.
3. ACTUAL NUMBER OF INTERNAL PARALLEL CIRCUITS MAY BE A MULTIPLE OF THOSE SHOWN ABOVE.
4. LEAD COLORS ARE OPTIONAL. LEADS MUST ALWAYS BE NUMBERED AS SHOWN.

CD0005

REV. DESC: REVISE TO SHOW OPTIONAL COLORS			BALDOR ELECTRIC Co.
REV. LTR: E	BY: JLP	REVISED: 01/19/99 10:15	TDR: 0171435
CD0005		FILE: AAA00005140	MDL: –
		MTL: –	3PH, DV, 9 LEADS