



Project		Location	
Department/Author	Customer name	Customer ref.	Item name
Our ref.	Rev/Changed by	Date of issue	Saving ident
			Pages 1(3)


No.	Definition	Data	Unit	Remarks
1	Product	TEFC, 3-phase, squirrel cage induction motor		
2	Product code	MM13552-PP (3GBP131322-ADB+332+333)		
3	Type/Frame	M3BP 132 SMB 2		
4	Mounting	IM1001, B3(foot)		
5	Rated output P _N	5.5	kW	
6	Service factor	1		
7	Type of duty	S1(IEC) 100%		
8	Rated voltage U _N	400	VD	± 5 % (IEC 60034-1)
9	Rated frequency f _N	50	Hz	± 2 % (IEC 60034-1)
10	Rated speed n _N	2865	r/min	
11	Rated current I _N	10.4	A	
12	No-load current	2.9	A	
13	Starting current I _s /I _N	7		Fullfilled IEC 60034-12 design N,H
14	Nominal torque T _N	18.3	Nm	
15	Locked rotor torque T _S /T _N	2		
16	Maximum torque T _{max} /T _N	2.7		
17	Minimum torque T _{min} /T _N	2		
18	Speed at minimum torque	540	r/min	
19	Load characteristics (IEC 60034-2-1:2007)	Load %	Current A	Efficiency %
20	PLL determined from residual loss	100	10.4	88.0 / IE2
21		75	8	88.6
22		50	5.6	88
23		Start	73	0.53
24	Maximum starting time from hot	15	s	
25	Maximum starting time from cold	27	s	
26	Insulation class / Temperature class	F / B		
27	Ambient temperature	40	°C	
28	Altitude	1000	m.a.s.l.	
29	Enclosure	IP55		
30	Cooling system	IC411 self ventilated		
31	Bearing DE/NDE	6208-2Z/C3 - 6208-2Z/C3		
32	Type of Grease	Greased for life		
33	Sound pressure level (LP dB(A) 1m)	70	dB(A)	at load
34	Moment of inertia J = ¼ GD2	0.01275	kg-m2	
35	Balancing	Half Key		
36	Vibration class	Grade A		
37	Position of terminal box	Top		
38	Terminal box entries; no, dimens.	2xM32x1.5		
39	Number of power terminals	6		
40	Direction of rotation	CW or CCW		
41	Weight of rotor	6	kg	
42	Total weight of motor	68	kg	
43				

Variant Codes / Definition

332 = Baldor catalog number
333 = Not for use in the USA

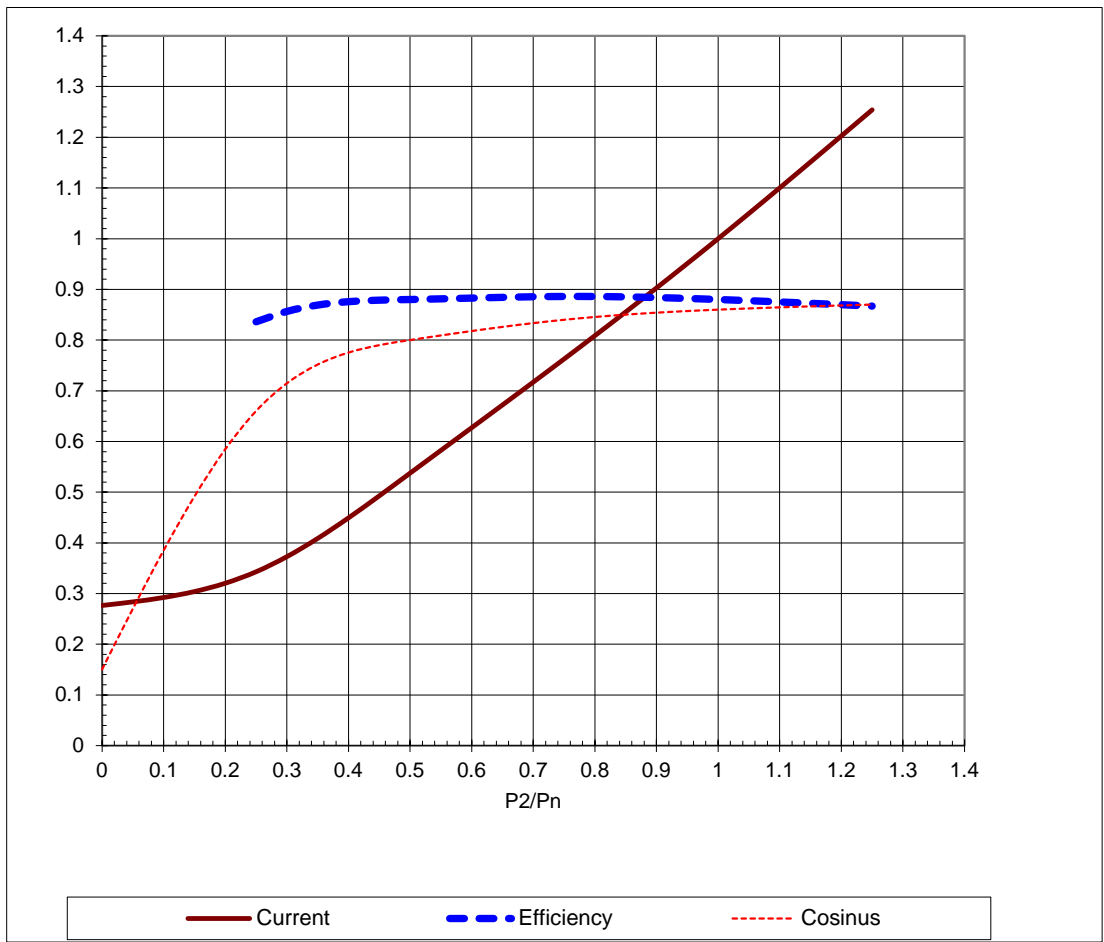
Remarks:

Data based on situation 3/14/2012
All data subject to tolerances in accordance with IEC
Guaranteed values on request


ABB Motors and Generators	Load Curves		
	Project	Location	
Department/Author	Customer name	Customer ref.	Item name
Our ref.	Rev/Changed by	Date of issue	Saving ident
			Pages 2(3)

Product TEFC, 3-phase, squirrel cage induction motor
Type/Frame M3BP 132 SMB 2
Product code MM13552-PP
Rated output P_N 5.5 kW
Type of duty S1(IEC) 100%

Voltage (V) 400 **Current I_N (A)** 10.4 **Power factor at P_N** 0.86
Frequency (Hz) 50 **Speed (r/min)** 2865 **Efficiency (%) at P_N** 88

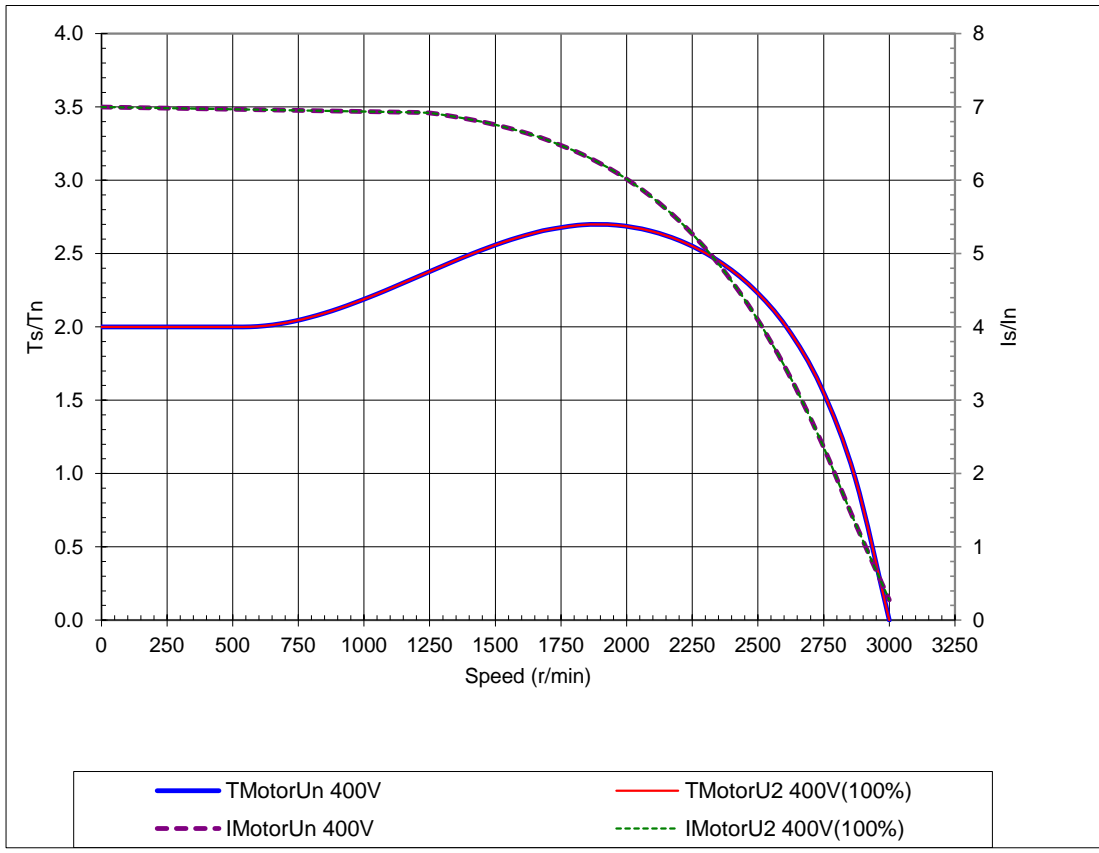


Load characteristics (IEC 60034-2-1:2007)
 Data based on situation 3/14/2012
 All data subject to tolerances in accordance with IEC

ABB Motors and Generators	Starting Curves		
	Project	Location	
Department/Author	Customer name	Customer ref.	Item name
Our ref.	Rev/Changed b Date of issue	Saving ident	Pages 3(3)

Type of product	TEFC, 3-phase, squirrel cage induction motor		
Type/Frame	M3BP 132 SMB 2		
Product code	MM13552-PP	Frequency (Hz)	50
Rated output P _N	5.5 kW	Rated current I _N	10.4 A
Type of duty	S1(IEC) 100%		

J _{motor} (kgm ²)	0.0127	Voltage (V) 100%	400	Voltage (V)	400V(100%)
J _{load} (kgm ²)		T _{start} /T _N	2	T _{start} /T _N	2
Speed (r/min)	2865	Starting time (s)		Run-up time (s)	
T _N (Nm)	18.3	Speed (r/min)		Speed (r/min)	
T _{load} (Nm)		I _s /I _n	7	I _s /I _n	7
Nbr. of consecutive starts		T _{max} /T _n	2.7	T _{max} /T _n	2.7



Load characteristics (IEC 60034-2-1:2007)
 Data based on situation 3/14/2012
 All data subject to tolerances in accordance with IEC



Project		Location	
Department/Author	Customer name	Customer ref.	Item name
Our ref.	Rev/Changed by	Date of issue	Saving ident
			Pages 1(3)


No.	Definition	Data	Unit	Remarks
1	Product	TEFC, 3-phase, squirrel cage induction motor		
2	Product code	MM13552-PP (3GBP131322-ADB+332+333)		
3	Type/Frame	M3BP 132 SMB 2		
4	Mounting	IM1001, B3(foot)		
5	Rated output P _N	5.5	kW	
6	Service factor	1		
7	Type of duty	S1(IEC) 100%		
8	Rated voltage U _N	690	VY	± 5 % (IEC 60034-1)
9	Rated frequency f _N	50	Hz	± 2 % (IEC 60034-1)
10	Rated speed n _N	2865	r/min	
11	Rated current I _N	6	A	
12	No-load current	1.68	A	
13	Starting current I _s /I _N	7		Fullfilled IEC 60034-12 design N,H
14	Nominal torque T _N	18.3	Nm	
15	Locked rotor torque T _S /T _N	2		
16	Maximum torque T _{max} /T _N	2.7		
17	Minimum torque T _{min} /T _N	2		
18	Speed at minimum torque	540	r/min	
19	Load characteristics (IEC 60034-2-1:2007)	Load %	Current A	Efficiency %
20	PLL determined from residual loss	100	6	88.0 / IE2
21		75	4.6	88.6
22		50	3.2	88
23		Start	42	0.53
24	Maximum starting time from hot	15	s	
25	Maximum starting time from cold	27	s	
26	Insulation class / Temperature class	F / B		
27	Ambient temperature	40	°C	
28	Altitude	1000	m.a.s.l.	
29	Enclosure	IP55		
30	Cooling system	IC411 self ventilated		
31	Bearing DE/NDE	6208-2Z/C3 - 6208-2Z/C3		
32	Type of Grease	Greased for life		
33	Sound pressure level (LP dB(A) 1m)	70	dB(A)	at load
34	Moment of inertia J = ¼ GD2	0.01275	kg-m2	
35	Balancing	Half Key		
36	Vibration class	Grade A		
37	Position of terminal box	Top		
38	Terminal box entries; no, dimens.	2xM32x1.5		
39	Number of power terminals	6		
40	Direction of rotation	CW or CCW		
41	Weight of rotor	6	kg	
42	Total weight of motor	68	kg	
43				

Variant Codes / Definition

332 = Baldor catalog number
333 = Not for use in the USA

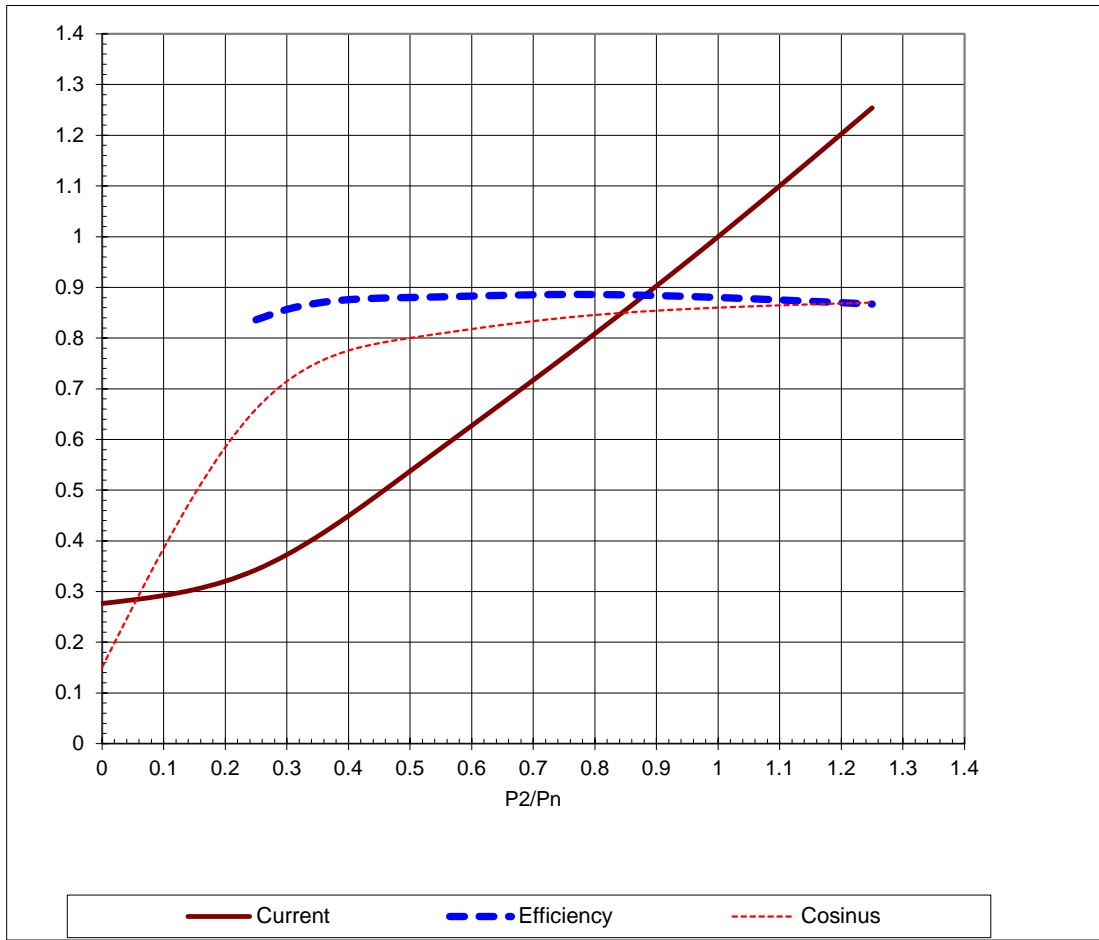
Remarks:

Data based on situation 3/14/2012
All data subject to tolerances in accordance with IEC
Guaranteed values on request


ABB Motors and Generators	Load Curves		
	Project	Location	
Department/Author	Customer name	Customer ref.	Item name
Our ref.	Rev/Changed by	Date of issue	Saving ident
			Pages 2(3)

Product TEFC, 3-phase, squirrel cage induction motor
Type/Frame M3BP 132 SMB 2
Product code MM13552-PP
Rated output P_N 5.5 kW
Type of duty S1(IEC) 100%

Voltage (V) 690 **Current I_N (A)** 6 **Power factor at P_N** 0.86
Frequency (Hz) 50 **Speed (r/min)** 2865 **Efficiency (%) at P_N** 88

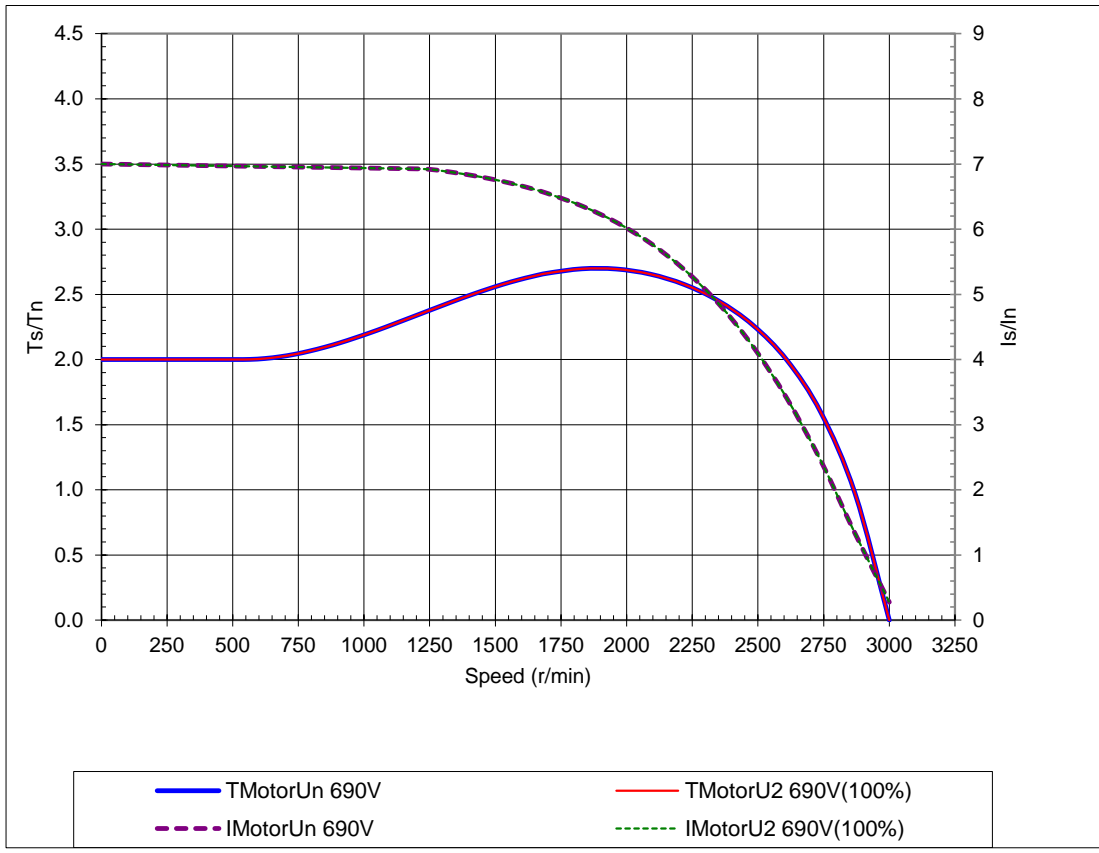


Load characteristics (IEC 60034-2-1:2007)
 Data based on situation 3/14/2012
 All data subject to tolerances in accordance with IEC

ABB Motors and Generators	Starting Curves		
	Project	Location	
Department/Author	Customer name	Customer ref.	Item name
Our ref.	Rev/Changed b Date of issue	Saving ident	Pages 3(3)

Type of product	TEFC, 3-phase, squirrel cage induction motor		
Type/Frame	M3BP 132 SMB 2		
Product code	MM13552-PP	Frequency (Hz)	50
Rated output P _N	5.5 kW	Rated current I _N	6 A
Type of duty	S1(IEC) 100%		

J _{motor} (kgm ²)	0.0127	Voltage (V) 100%	690	Voltage (V)	690V(100%)
J _{load} (kgm ²)		T _{start} /T _N	2	T _{start} /T _N	2
Speed (r/min)	2865	Starting time (s)		Run-up time (s)	
T _N (Nm)	18.3	Speed (r/min)		Speed (r/min)	
T _{load} (Nm)		I _s /I _n	7	I _s /I _n	7
Nbr. of consecutive starts		T _{max} /T _n	2.7	T _{max} /T _n	2.7



Load characteristics (IEC 60034-2-1:2007)
 Data based on situation 3/14/2012
 All data subject to tolerances in accordance with IEC



Project		Location	
Department/Author	Customer name	Customer ref.	Item name
Our ref.	Rev/Changed by	Date of issue	Saving ident
			Pages 1(3)


No.	Definition	Data	Unit	Remarks
1	Product	TEFC, 3-phase, squirrel cage induction motor		
2	Product code	MM13552-PP (3GBP131322-ADB+332+333)		
3	Type/Frame	M3BP 132 SMB 2		
4	Mounting	IM1001, B3(foot)		
5	Rated output P _N	5.5	kW	
6	Service factor	1		
7	Type of duty	S1(IEC) 100%		
8	Rated voltage U _N	460	VD	± 5 % (IEC 60034-1)
9	Rated frequency f _N	60	Hz	± 2 % (IEC 60034-1)
10	Rated speed n _N	3485	r/min	
11	Rated current I _N	8.8	A	
12	No-load current	2.7	A	
13	Starting current I _s /I _N	8.2		Fullfilled IEC 60034-12 design N,H
14	Nominal torque T _N	15.1	Nm	
15	Locked rotor torque T _S /T _N	2		
16	Maximum torque T _{max} /T _N	3.2		
17	Minimum torque T _{min} /T _N	2		
18	Speed at minimum torque	648	r/min	
19	Load characteristics (IEC 60034-2-1:2007)	Load %	Current A	Efficiency %
20	PLL determined from residual loss	100	8.8	89.2 / IE2
21		75	6.9	89
22		50	5.1	87
23		Start	72	0.5
24	Maximum starting time from hot	15	s	
25	Maximum starting time from cold	27	s	
26	Insulation class / Temperature class	F / B		
27	Ambient temperature	40	°C	
28	Altitude	1000	m.a.s.l.	
29	Enclosure	IP55		
30	Cooling system	IC411 self ventilated		
31	Bearing DE/NDE	6208-2Z/C3 - 6208-2Z/C3		
32	Type of Grease	Greased for life		
33	Sound pressure level (LP dB(A) 1m)	77	dB(A)	at load
34	Moment of inertia J = ¼ GD2	0.01275	kg-m2	
35	Balancing	Half Key		
36	Vibration class	Grade A		
37	Position of terminal box	Top		
38	Terminal box entries; no, dimens.	2xM32x1.5		
39	Number of power terminals	6		
40	Direction of rotation	CW or CCW		
41	Weight of rotor	6	kg	
42	Total weight of motor	68	kg	
43				

Variant Codes / Definition

332 = Baldor catalog number
333 = Not for use in the USA

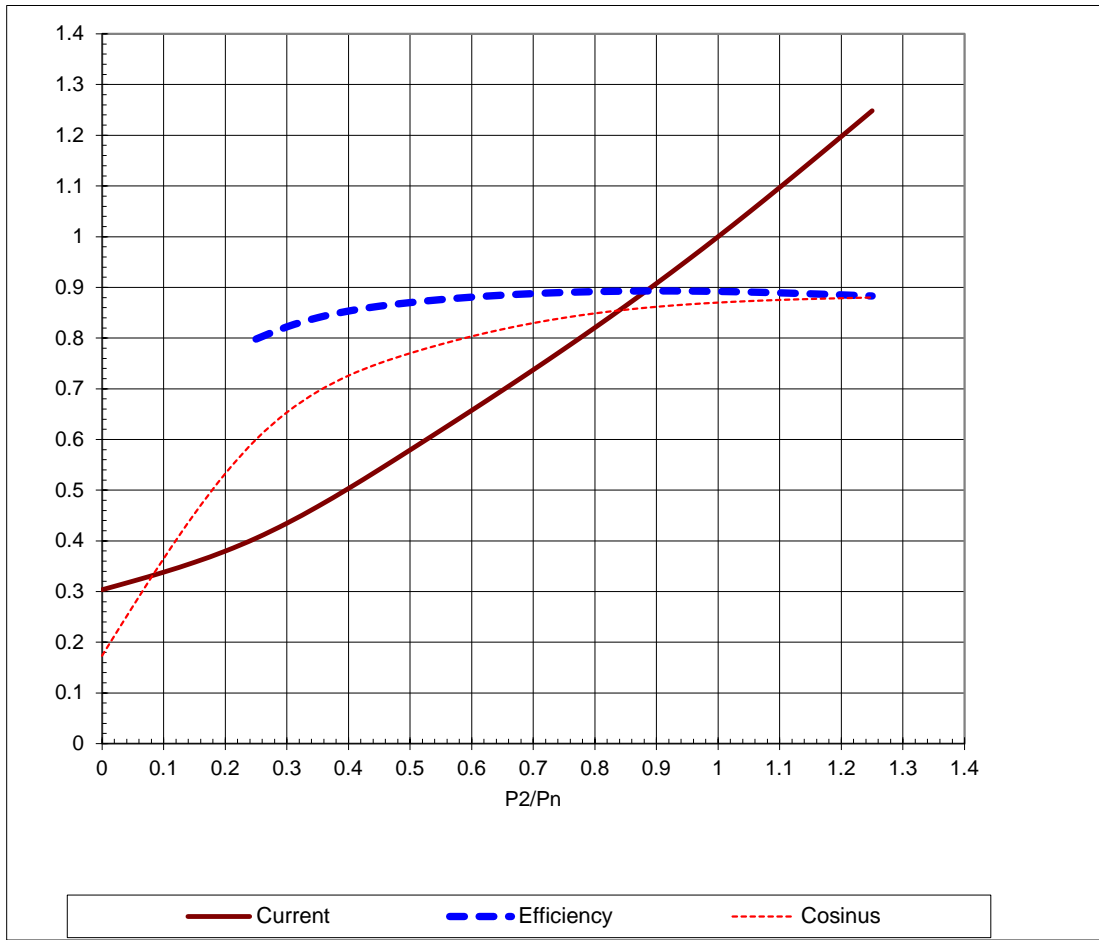
Remarks:

Data based on situation 3/14/2012
 All data subject to tolerances in accordance with IEC
 Guaranteed values on request


ABB Motors and Generators	Load Curves		
	Project	Location	
Department/Author	Customer name	Customer ref.	Item name
Our ref.	Rev/Changed by	Date of issue	Saving ident
			Pages 2(3)

Product TEFC, 3-phase, squirrel cage induction motor
Type/Frame M3BP 132 SMB 2
Product code MM13552-PP
Rated output P_N 5.5 kW
Type of duty S1(IEC) 100%

Voltage (V) 460 **Current I_N (A)** 8.8 **Power factor at P_N** 0.87
Frequency (Hz) 60 **Speed (r/min)** 3485 **Efficiency (%) at P_N** 89.2

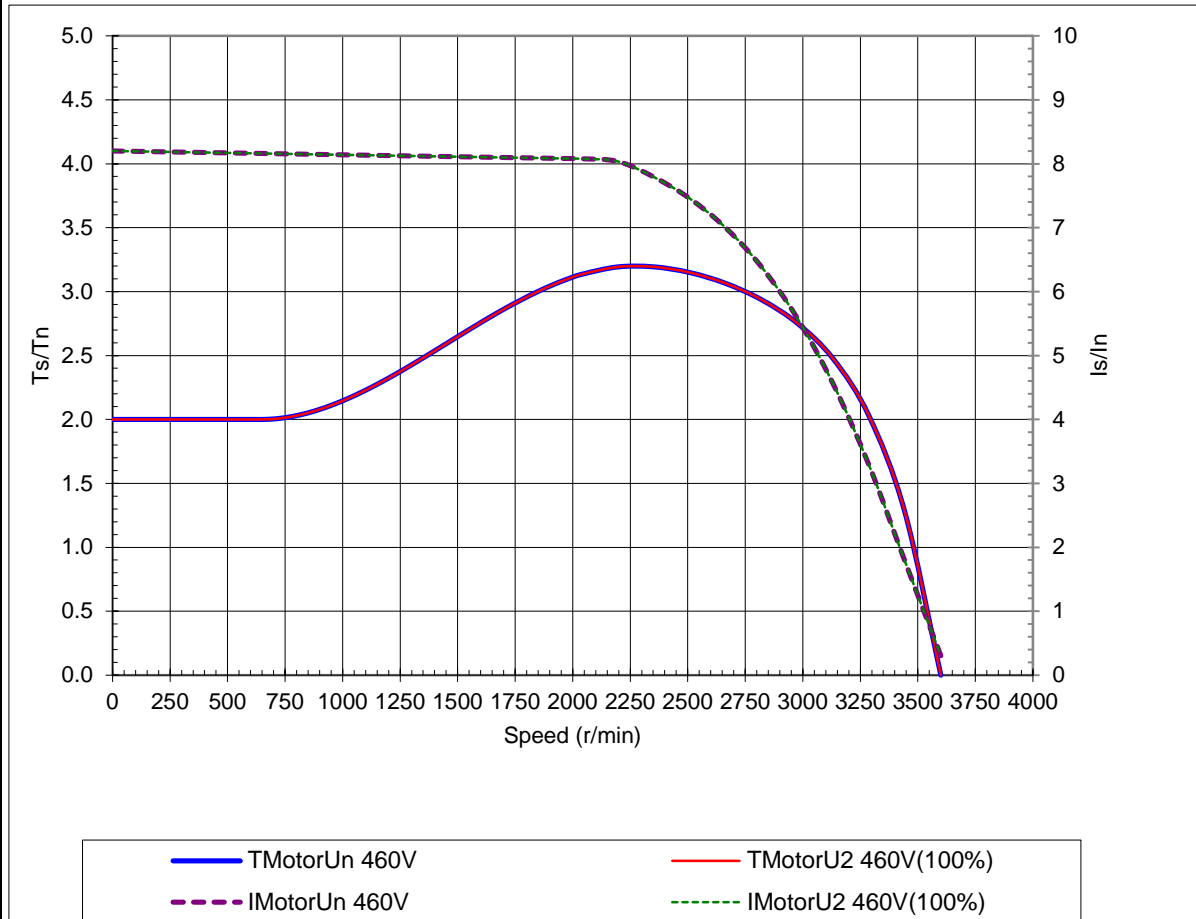


Load characteristics (IEC 60034-2-1:2007)
 Data based on situation 3/14/2012
 All data subject to tolerances in accordance with IEC

ABB Motors and Generators	Starting Curves		
	Project	Location	
Department/Author	Customer name	Customer ref.	Item name
Our ref.	Rev/Changed b Date of issue	Saving ident	Pages 3(3)

Type of product	TEFC, 3-phase, squirrel cage induction motor		
Type/Frame	M3BP 132 SMB 2		
Product code	MM13552-PP	Frequency (Hz)	60
Rated output P _N	5.5 kW	Rated current I _N	8.8 A
Type of duty	S1(IEC) 100%		

J _{motor} (kgm ²)	0.0127	Voltage (V) 100%	460	Voltage (V)	460V(100%)
J _{load} (kgm ²)		T _{start} /T _N	2	T _{start} /T _N	2
Speed (r/min)	3485	Starting time (s)		Run-up time (s)	
T _N (Nm)	15.1	Speed (r/min)		Speed (r/min)	
T _{load} (Nm)		I _s /I _n	8.2	I _s /I _n	8.2
Nbr. of consecutive starts		T _{max} /T _n	3.2	T _{max} /T _n	3.2



Load characteristics (IEC 60034-2-1:2007)
 Data based on situation 3/14/2012
 All data subject to tolerances in accordance with IEC