ABB BALDOR RELIANCE

Customer information packet

M3536

.33HP, 870RPM, 3PH, 60HZ, 56, 3516M, TEFC, F1, N
Class - None
Division - Not Applicable

Copyright © All product information within this document is subject to ABB Motors and Mechanical Inc. copyright © protection, unless otherwise noted.
11/25/2026 4:04:47 AM

Specifications

Enclosure	TEFC
Frame	56
Frame Material	Steel
Frequency	60.00 Hz
Haz Area Class and Group	None
Haz Area Division	Not Applicable
Motor Letter Type	Three Phase
Output @ Frequency	.330 HP @ 60 HZ
Phase	3
Synchronous Speed @ Frequency	900 RPM @ 60 HZ
Voltage @ Frequency	208.0 V @ 60 HZ
	230.0 V @ 60 HZ
	460.0 V @ 60 HZ
Agency Approvals	C UR US
Ambient Temperature	40 °C
Auxiliary Box	NO AUXILLARY BOX
Auxiliary Box Lead Termination	None
Base Indicator	Rigid
Bearing Grease Type	Polyrex EM (-20F +300F)
Blower	None
Current @ Voltage	1.100 A @ 460.0 V
	2.000 A @ 208.0 V
	2.200 A @ 230.0 V
Design Code	B
Drip Cover	No Drip Cover
Duty Rating	CONT
Efficiency @ 100% Load	59.5 %
Electrically Isolated Bearing	Not Electrically Isolated
Feedback Device	NO FEEDBACK
Front Shaft Indicator	None
Heater Indicator	No Heater
High Voltage Full Load Amps	1.1 a

Part Detail

Revision	H
Type	AC
Mech. spec.	35A011
Base	
Status	PRD/A
Elec. spec.	35WGG345
Layout	35LYA011
Eff. date	01-02-2026
CD Diagram	CD0005
Poles	08
Leads	9#18
Proprietary	False
Created date	02-23-2023

Insulation Class	B
Inverter Code	Not Inverter
IP Rating	NONE
KVA Code	N
Lifting Lugs	No Lifting Lugs
Locked Bearing Indicator	No Locked Bearing
Motor Lead Quantity/Wire Size	9 @ 18 AWG
Motor Lead Termination	Flying Leads
Motor Standards	NEMA
Motor Type	3516M
Mounting Arrangement	F1
Number of Poles	8
Overall Length	12.23 IN
Power Factor	46
Product Family	General Purpose
Pulley End Bearing Type	Ball
Pulley Face Code	Standard
Pulley Shaft Indicator	Standard
Rodent Screen	None
RoHS Status	ROHS COMPLIANT
Service Factor	1.35
Shaft Diameter	0.625 IN
Shaft Ground Indicator	No Shaft Grounding
Shaft Rotation	Reversible
Shaft Slinger Indicator	No Slinger
Speed	870 rpm
Speed Code	Single Speed
Starting Method	Direct on line
Thermal Device - Bearing	None
Thermal Device - Winding	None
Vibration Sensor Indicator	No Vibration Sensor
Winding Thermal 1	None
Winding Thermal 2	None

Nameplate

NP1256L									
CAT.NO.	M3536								
SPEC.	35A011G345G2								
HP	.33								
VOLTS	208-230/460								
AMP	2-2.2/1.1								
RPM	870								
FRAME	56	**HZ**	60			**PH**	3		
SER.F.	1.35	**CODE**	N	**DES**	B	**CLASS**	B		
NEMA-NOM-EFF	59.5	**PF**	46						
RATING	40C AMB-CONT								
CC									
DE	6205	**ODE**	6203						
ENCL	TEFC	**SN**							
	SFA 2.2-2.4/1.2								

Accessories

Part number	Description	Multiplier
35-8762	C FACE KIT	A8
35EP1506A01SP	D-FLANGE KIT	A8

AC Induction Motor Performance Data
Record # 87797
Preliminary Data Sheet

Winding: 35WGG345-R001	**Type:** 3516M	**Enclosure:** TEFC

Nameplate Data				**460 V, 60 Hz: High Voltage Connection**	
Rated Output (HP)			.33	**Full Load Torque**	1.99 LB-FT
Volts			208-230/460	**Start Configuration**	direct on line
Full Load Amps			2-2.2/1.1	**Breakdown Torque**	8.6 LB-FT
R.P.M.			870	**Pull-up Torque**	4.9 LB-FT
Hz	60	**Phase**	3	**Locked-rotor Torque**	5.3 LB-FT
NEMA Design Code	B	**KVA Code**	N	**Starting Current**	4.7 A
Service Factor (S.F.)			1.35	**No-load Current**	1.04 A
NEMA Nom. Eff.	59.5	**Power Factor**	46	**Line-line Res. @ 25ºC**	54 Ω
Rating - Duty			40C AMB-CONT	**Temp. Rise @ Rated Load**	58°C
S.F. Amps			2.2-2.4/1.2	**Temp. Rise @ S.F. Load**	67°C
				Locked-rotor Power Factor	69.8
				Rotor inertia	0.116 lb-ft²

Load Characteristics 460 V, 60 Hz, 0.33 HP

% of Rated Load	**25**	**50**	**75**	**100**	**125**	**150**	**S.F.**
Power Factor	23	31	39	46	53	59	58
Efficiency	33.6	48.4	56.1	61.3	64	65	66.2
Speed	894	887	880	872	864	852	853
Line amperes	1.03	1.04	1.06	1.1	1.15	1.21	1.09

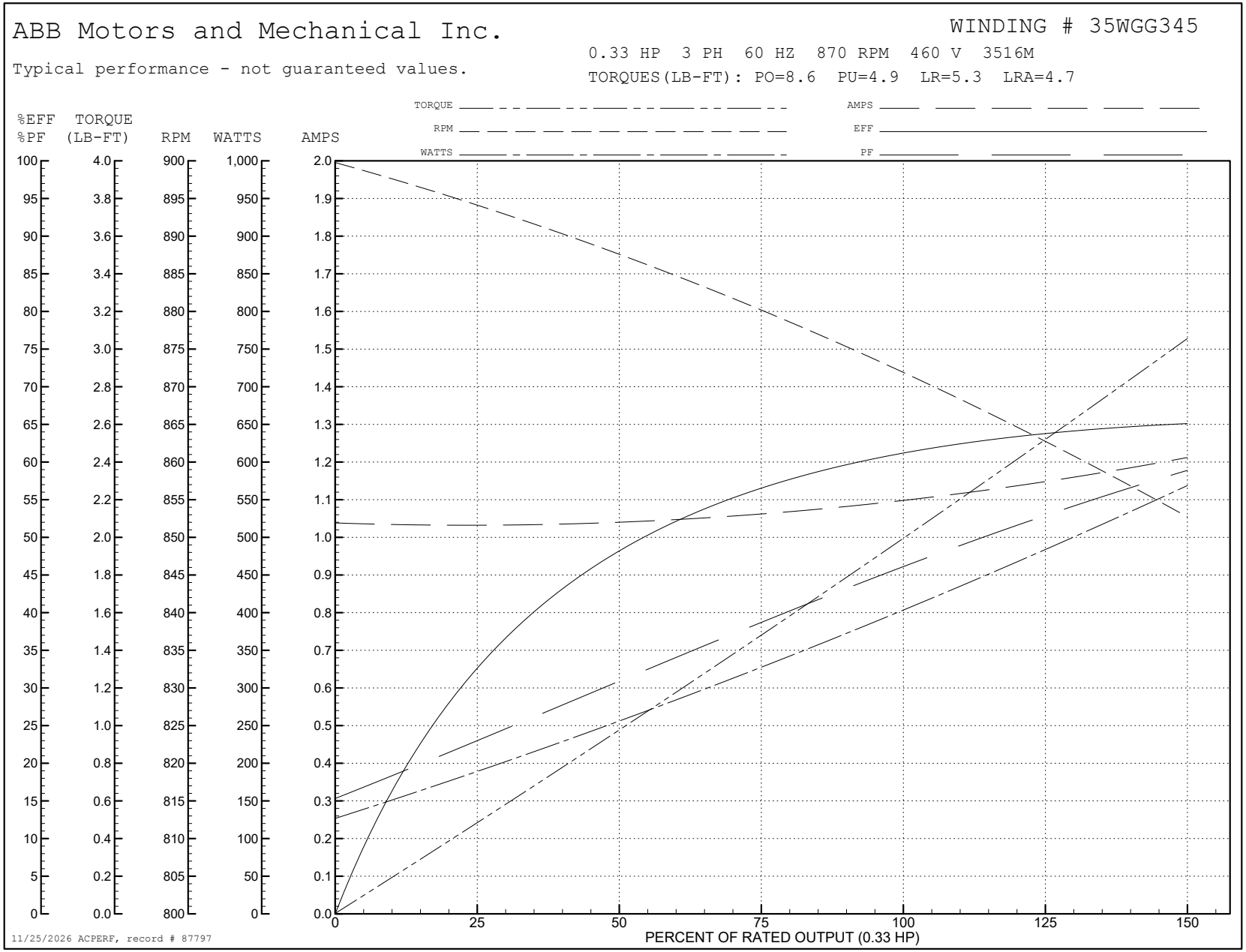
ABB Motors and Mechanical Inc.
WINDING # 35WGG345
0.33 HP 3 PH 60 HZ 870 RPM 460 V 3516M
Typical performance - not guaranteed values.
TORQUES(LB-FT): PO=8.6 PU=4.9 LR=5.3 LRA=4.7
TORQUE
RPM
WATTS
AMPS
EFF
PF
%EFF
%PF
TORQUE (LB-FT)
RPM
WATTS
AMPS
PERCENT OF RATED OUTPUT (0.33 HP)
11/25/2026 ACPERF, record # 87797

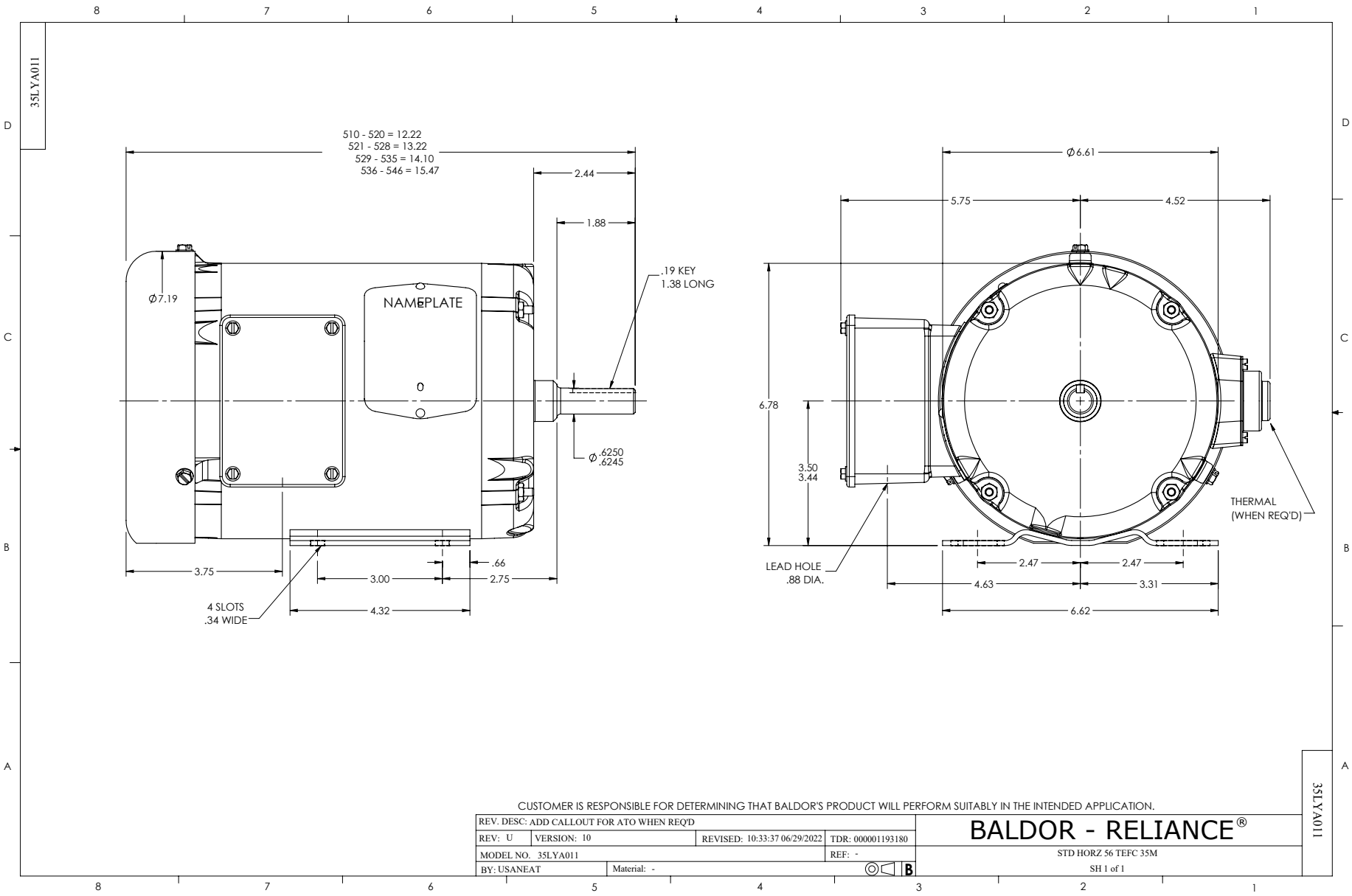
35LYA011
510 - 520 = 12.22
521 - 528 = 13.22
529 - 535 = 14.10
536 - 546 = 15.47
2.44
1.88
.19 KEY
1.38 LONG
Ø7.19
NAMEPLATE
Ø .6250
.6245
3.75
3.00
2.75
.66
4.32
4 SLOTS
.34 WIDE
Ø6.61
5.75
4.52
6.78
3.50
3.44
THERMAL
(WHEN REQ'D)
LEAD HOLE
.88 DIA.
2.47
2.47
4.63
3.31
6.62
CUSTOMER IS RESPONSIBLE FOR DETERMINING THAT BALDOR'S PRODUCT WILL PERFORM SUITABLY IN THE INTENDED APPLICATION.
REV. DESC: ADD CALLOUT FOR ATO WHEN REQ'D
REV: U
VERSION: 10
REVISED: 10:33:37 06/29/2022
TDR: 000001193180
MODEL NO. 35LYA011
REF: -
BY: USANEAT
Material: -
B
BALDOR - RELIANCE®
STD HORZ 56 TEFC 35M
SH 1 of 1
35LYA011

CD0005

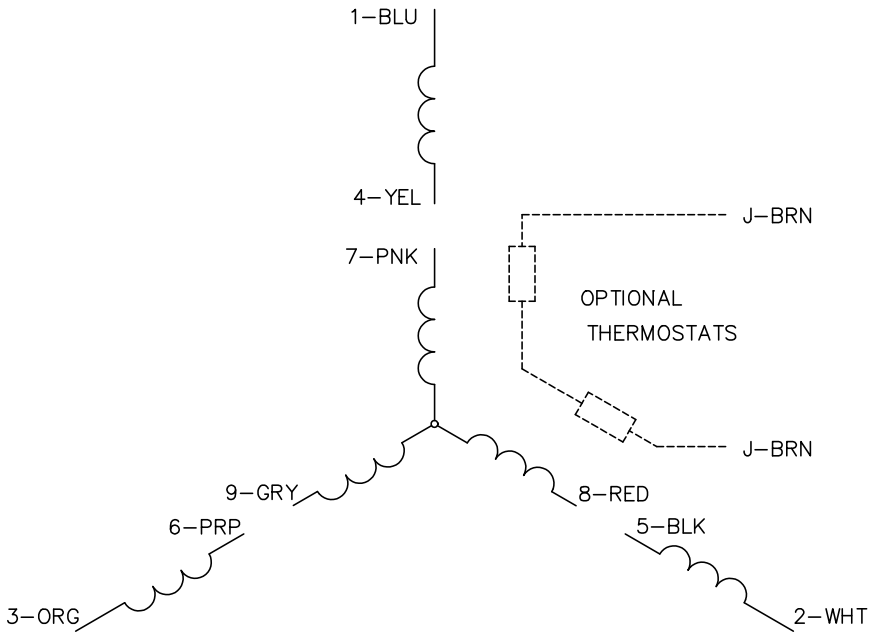

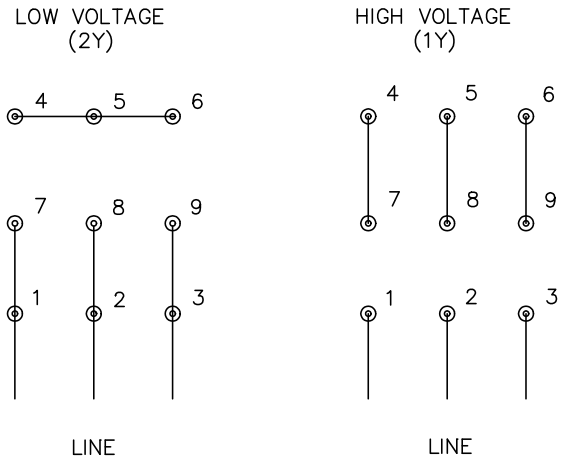

NOTES:

1. INTERCHANGE ANY TWO LINE LEADS TO REVERSE ROTATION.
2. OPTIONAL THERMOSTATS ARE PROVIDED WHEN SPECIFIED.
3. ACTUAL NUMBER OF INTERNAL PARALLEL CIRCUITS MAY BE A MULTIPLE OF THOSE SHOWN ABOVE.
4. LEAD COLORS ARE OPTIONAL. LEADS MUST ALWAYS BE NUMBERED AS SHOWN.

CD0005

REV. DESC: REVISE TO SHOW OPTIONAL COLORS			BALDOR ELECTRIC Co.
REV. LTR: E	BY: JLP	REVISED: 01/19/99 10:15	TDR: 0171435
CD0005		FILE: AAA00005140	MDL: –
		MTL: –	3PH, DV, 9 LEADS