ABB BALDOR RELIANCE

Customer information packet

M1755T

1.5/.375HP, 1735/865RPM, 3PH, 60HZ, 145T, 352
Class - None
Division - Not Applicable

Copyright © All product information within this document is subject to ABB Motors and Mechanical Inc. copyright © protection, unless otherwise noted.
11/23/2026 8:14:03 PM

Specifications

Enclosure	TEFC
Frame	145T
Frame Material	Steel
Frequency	60.00 Hz
Haz Area Class and Group	None
Haz Area Division	Not Applicable
Motor Letter Type	Three Phase
Output @ Frequency	1.500 HP @ 60 HZ
	.375 HP @ 60 HZ
Phase	3
Synchronous Speed @ Frequency	1800 RPM @ 60 HZ
Voltage @ Frequency	460.0 V @ 60 HZ
Agency Approvals	UR
	CSA
Ambient Temperature	40 °C
Auxiliary Box	NO AUXILLARY BOX
Auxiliary Box Lead Termination	None
Base Indicator	Rigid
Bearing Grease Type	Polyrex EM (-20F +300F)
Blower	None
Current @ Voltage	2.560 A @ 460.0 V
Design Code	-
Drip Cover	No Drip Cover
Duty Rating	CONT
Electrically Isolated Bearing	Not Electrically Isolated
Feedback Device	NO FEEDBACK
Front Shaft Indicator	None
Heater Indicator	No Heater
High Voltage Full Load Amps	1.1 a
Insulation Class	F
Inverter Code	Not Inverter
KVA Code	L

Part Detail

Revision	D
Type	AC
Mech. spec.	35AA001
Base	
Status	PRD/A
Elec. spec.	35WGG357
Layout	35LYAA001
Eff. date	10-28-2025
CD Diagram	CD0032
Poles	04/08
Leads	6#18 Y
Proprietary	False
Created date	02-23-2023

Lifting Lugs	No Lifting Lugs
Locked Bearing Indicator	No Locked Bearing
Motor Lead Quantity/Wire Size	6 @ 18 AWG
Motor Lead Termination	Flying Leads
Motor Standards	NEMA
Motor Type	3524M
Mounting Arrangement	F1
Number of Poles	4
	8
Overall Length	13.31 IN
Product Family	General Purpose
Pulley End Bearing Type	Ball
Pulley Face Code	Standard
Pulley Shaft Indicator	Standard
Rodent Screen	None
Service Factor	1.15
Shaft Diameter	0.875 IN
Shaft Ground Indicator	No Shaft Grounding
Shaft Rotation	Reversible
Shaft Slinger Indicator	No Slinger
Speed	1735 rpm
	865 rpm
Speed Code	2S-1W-VT
Starting Method	Direct on line
Thermal Device - Bearing	None
Thermal Device - Winding	None
Vibration Sensor Indicator	No Vibration Sensor
Winding Thermal 1	None
Winding Thermal 2	None

Nameplate

NP1256L											
CAT.NO.	M1755T										
SPEC.	35AA001G357										
HP	1.5/.375										
VOLTS	460										
AMP	2.56/1.1										
RPM	1735/865										
FRAME	145T		**HZ**	60			**PH**	3			
SER.F.	1.15	**CODE**	L	**DES**	-	**CLASS**		F			
NEMA-NOM-EFF		**PF**									
RATING	40C AMB-CONT										
CC											
DE	6205		**ODE**	6203							
ENCL	TEFC	**SN**									
	SFA 2.79										

Accessories

Part number	Description	Multiplier
35-8762	C FACE KIT	A8
35EP1506A01SP	D-FLANGE KIT	A8

AC Induction Motor Performance Data
Record # 87858
Typical performance - not guaranteed values

Winding: 35WGG357-R001	**Type:** 3524M	**Enclosure:** TEFC

Nameplate Data			**460 V, 60 Hz: High Speed Connection**	
Rated Output (HP)		1.5/.375	**Full Load Torque**	4.53 LB-FT
Volts		460	**Start Configuration**	direct on line
Full Load Amps		2.56/1.1	**Breakdown Torque**	15.28 LB-FT
R.P.M.		1735/865	**Pull-up Torque**	7.79 LB-FT
Hz	60 **Phase**	3	**Locked-rotor Torque**	12.39 LB-FT
NEMA Design Code	- **KVA Code**	L	**Starting Current**	16.67 A
Service Factor (S.F.)		1.15	**No-load Current**	1.94 A
NEMA Nom. Eff.	0 **Power Factor**	0	**Line-line Res. @ 25ºC**	16 Ω
Rating - Duty		40C AMB-CONT	**Temp. Rise @ Rated Load**	76°C
S.F. Amps			**Temp. Rise @ S.F. Load**	88°C
			Locked-rotor Power Factor	86.2
			Rotor inertia	0.173 lb-ft²

Load Characteristics 460 V, 60 Hz, 1.5 HP

% of Rated Load	**25**	**50**	**75**	**100**	**125**	**150**	**S.F.**
Power Factor	29	46	60	70	78	83	75
Efficiency	61.8	73.3	77	77.6	76.4	73.9	76.9
Speed	1784	1769	1753	1734	1713	1682	1721
Line amperes	1.93	2.05	2.26	2.56	2.94	3.52	2.79

ABB Motors and Mechanical Inc.

WINDING # 35WGG357

1.5 HP 3 PH 60 HZ 1734 RPM 460 V 3524M

Typical performance - not guaranteed values.

TORQUES(LB-FT): PO=15.28 PU=7.79 LR=12.39 LRA=16.67

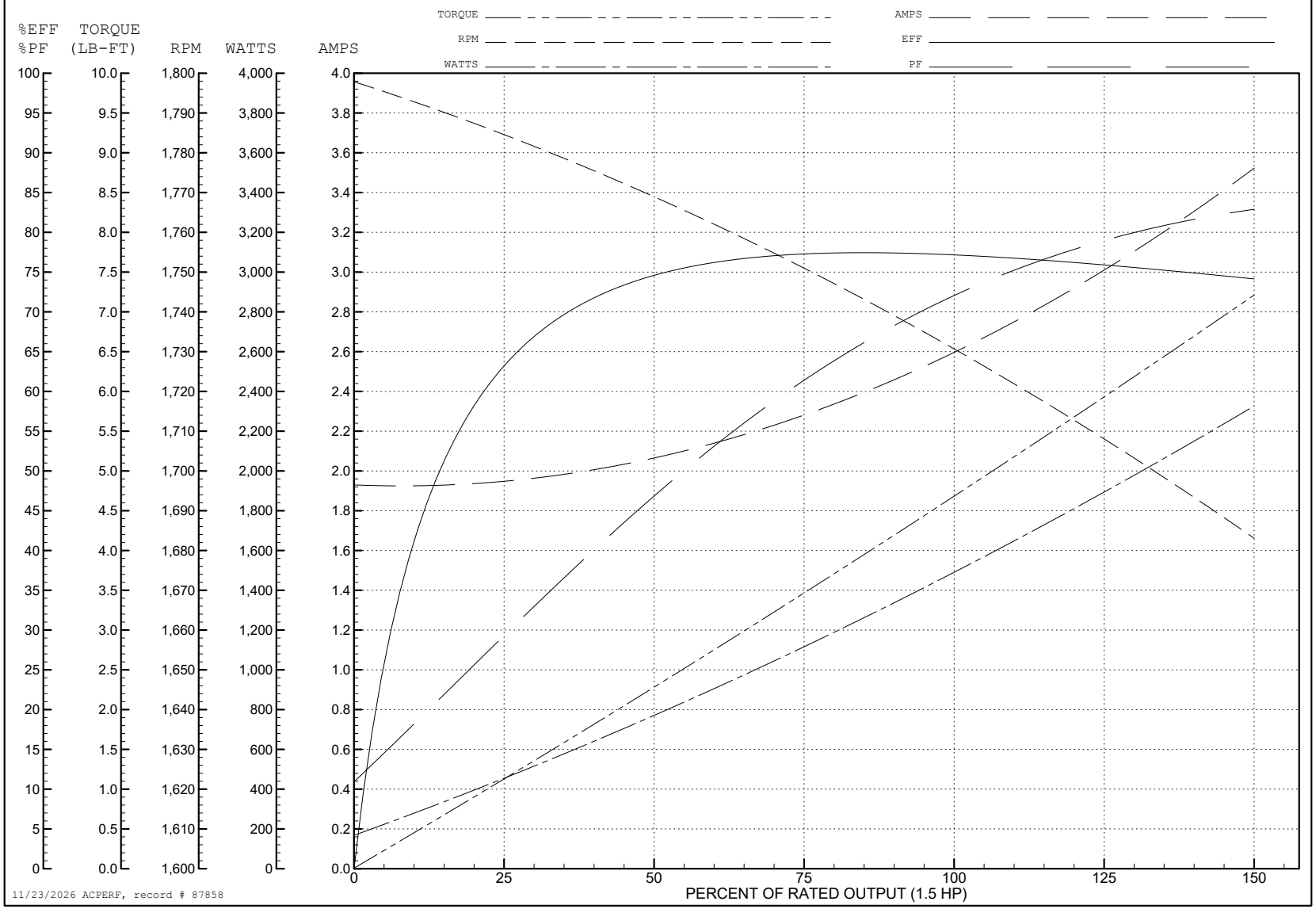

AC Induction Motor Performance Data
Record # 87860
Typical performance - not guaranteed values

Winding: 35WGG357-R001	**Type:** 3524M	**Enclosure:** TEFC

Nameplate Data			
Rated Output (HP)			1.5/.375
Volts			460
Full Load Amps			2.56/1.1
R.P.M.			1735/865
Hz	60	**Phase**	3
NEMA Design Code	-	**KVA Code**	L
Service Factor (S.F.)			1.15
NEMA Nom. Eff.	0	**Power Factor**	0
Rating - Duty			40C AMB-CONT

460 V, 60 Hz: Low Speed Connection	
Full Load Torque	2.26 LB-FT
Start Configuration	direct on line
Breakdown Torque	8.68 LB-FT
Pull-up Torque	4.64 LB-FT
Locked-rotor Torque	6.29 LB-FT
Starting Current	4.38 A
No-load Current	1.11 A
Line-line Res. @ 25ºC	64.1 Ω
Temp. Rise @ Rated Load	
Locked-rotor Power Factor	86.2
Rotor inertia	0.173 lb-ft²

Load Characteristics 460 V, 60 Hz, 0.375 HP

% of Rated Load	**25**	**50**	**75**	**100**	**125**	**150**	**S.F.**
Power Factor	25	33	41	49	56	62	53
Efficiency	31.8	47.6	56.5	61.7	64.7	66.1	63.5
Speed	893	886.9	880.4	873.4	865.8	857.3	869
Line amperes	1.11	1.12	1.14	1.17	1.21	1.28	1.19

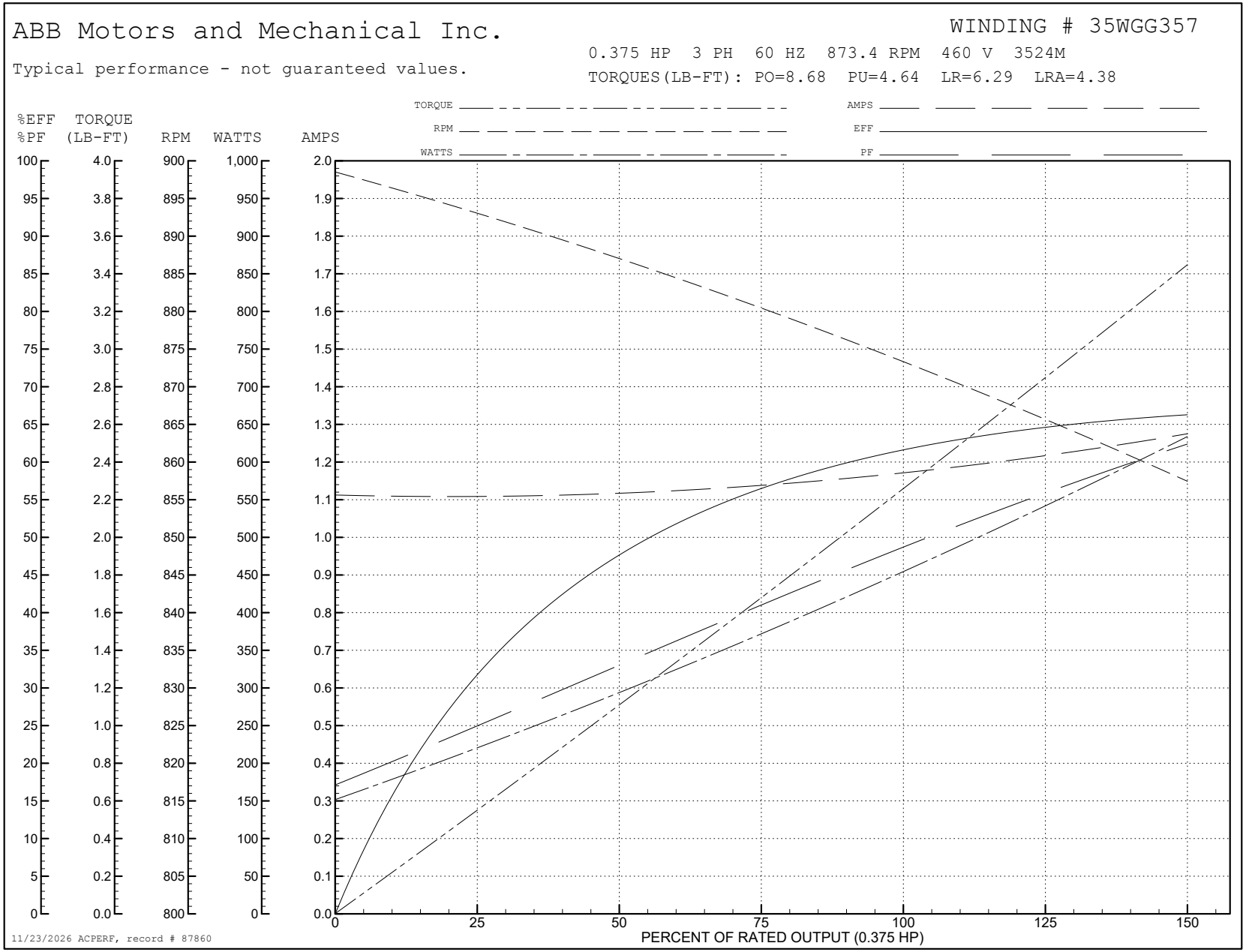
ABB Motors and Mechanical Inc.
WINDING # 35WGG357
Typical performance - not guaranteed values.
0.375 HP 3 PH 60 HZ 873.4 RPM 460 V 3524M
TORQUES(LB-FT): PO=8.68 PU=4.64 LR=6.29 LRA=4.38
TORQUE
RPM
WATTS
AMPS
EFF
PF
%EFF %PF
TORQUE (LB-FT)
RPM
WATTS
AMPS
PERCENT OF RATED OUTPUT (0.375 HP)
11/23/2026 ACPERF, record # 87860

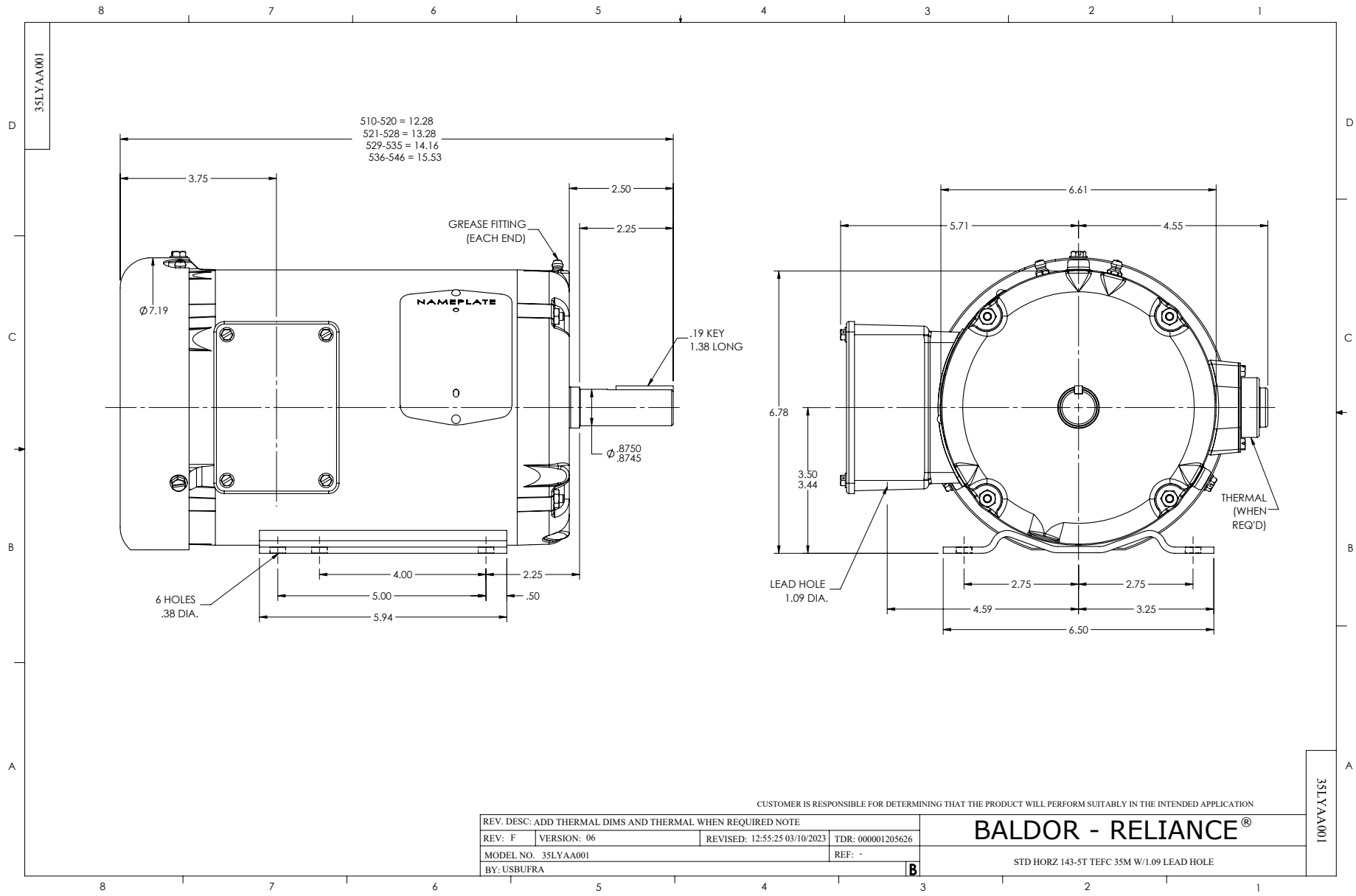
35LYAA001
510-520 = 12.28
521-528 = 13.28
529-535 = 14.16
536-546 = 15.53
3.75
2.50
2.25
GREASE FITTING
(EACH END)
NAMEPLATE
Ø7.19
.19 KEY
1.38 LONG
Ø .8750
.8745
4.00
2.25
5.00
.50
5.94
6 HOLES
.38 DIA.
6.61
5.71
4.55
6.78
3.50
3.44
THERMAL
(WHEN
REQ'D)
LEAD HOLE
1.09 DIA.
2.75
2.75
4.59
3.25
6.50
CUSTOMER IS RESPONSIBLE FOR DETERMINING THAT THE PRODUCT WILL PERFORM SUITABLY IN THE INTENDED APPLICATION
REV. DESC: ADD THERMAL DIMS AND THERMAL WHEN REQUIRED NOTE
REV: F
VERSION: 06
REVISED: 12:55:25 03/10/2023
TDR: 000001205626
MODEL NO. 35LYAA001
REF: -
BY: USBUFRA
B
BALDOR - RELIANCE®
STD HORZ 143-5T TEFC 35M W/1.09 LEAD HOLE
35LYAA001

CD0032

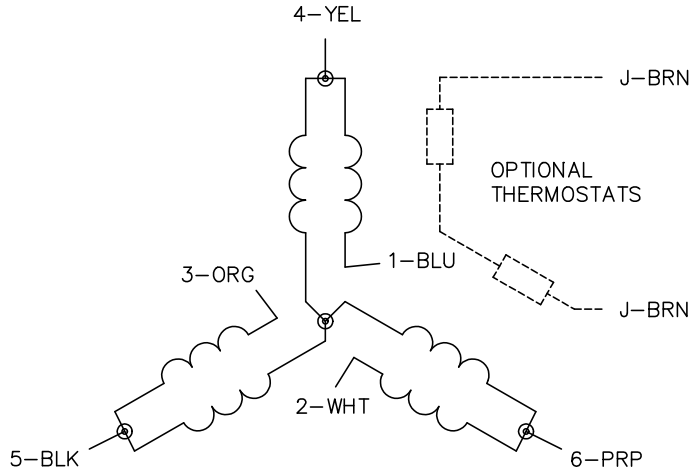

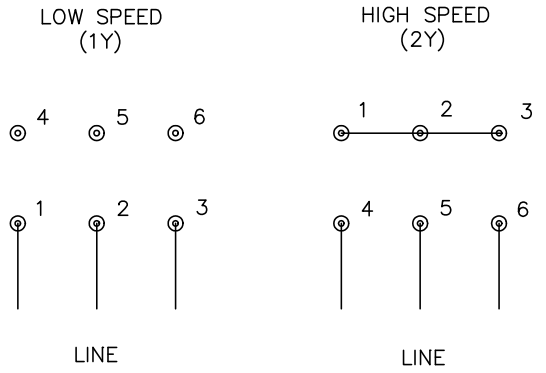

NOTES:
1. INTERCHANGE ANY TWO LINE LEADS TO REVERSE ROTATION.
2. OPTIONAL THERMOSTATS ARE PROVIDED WHEN SPECIFIED.
3. ACTUAL NUMBER OF INTERNAL PARALLEL CIRCUITS MAY BE A MULTIPLE OF THOSE SHOWN ABOVE.
4. LEAD COLORS ARE OPTIONAL. LEADS MUST ALWAYS BE NUMBERED AS SHOWN.

CD0032

REV. DESC: REVISE TO SHOW OPTIONAL COLORS			BALDOR ELECTRIC Co.
REV. LTR: E	BY: JLP	REVISED: 01/22/99 8:27	TDR: 0171435
CD0032		FILE: AAA00005145	MDL: –
		MTL: –	3PH, SV, 6 LEADS, 2–SPEED 1–WINDING VARIABLE TORQUE