ABB BALDOR RELIANCE

Customer information packet

L1405T

2HP, 1725RPM, 1PH, 60HZ, 182T, 3628L, OPEN, F1
Class - None
Division - Not Applicable

Copyright © All product information within this document is subject to ABB Motors and Mechanical Inc. copyright © protection, unless otherwise noted.
11/28/2026 12:36:22 AM

Specifications

Enclosure	OPEN
Frame	182T
Frame Material	Steel
Frequency	60.00 Hz
Haz Area Class and Group	None
Haz Area Division	Not Applicable
Motor Letter Type	Cap Start, Induction Run
Output @ Frequency	2.000 HP @ 60 HZ
Phase	1
Synchronous Speed @ Frequency	1800 RPM @ 60 HZ
Voltage @ Frequency	115.0 V @ 60 HZ
	230.0 V @ 60 HZ
Agency Approvals	C UR US
Ambient Temperature	40 °C
Auxiliary Box	NO AUXILLARY BOX
Auxiliary Box Lead Termination	None
Base Indicator	Rigid
Bearing Grease Type	Polyrex EM (-20F +300F)
Blower	None
Current @ Voltage	12.000 A @ 230.0 V
	12.600 A @ 208.0 V
	24.000 A @ 115.0 V
Design Code	L
Drip Cover	No Drip Cover
Duty Rating	CONT
Efficiency @ 100% Load	71.0 %
Electrically Isolated Bearing	Not Electrically Isolated
Feedback Device	NO FEEDBACK
Front Face Code	Standard
Front Shaft Indicator	None
Heater Indicator	No Heater
High Voltage Full Load Amps	12.0 a

Part Detail

Revision	AJ
Type	AC
Mech. spec.	36D001
Base	
Status	PRD/A
Elec. spec.	36WG0117
Layout	36LYD001
Eff. date	05-09-2024
CD Diagram	CD0001
Poles	04
Leads	4#14 A PH,2#16 B PH
Proprietary	False
Created date	01-01-0001

Insulation Class	F
Inverter Code	Not Inverter
IP Rating	NONE
KVA Code	J
Lifting Lugs	No Lifting Lugs
Locked Bearing Indicator	No Locked Bearing
Motor Lead Exit	Ko Box
Motor Lead Quantity/Wire Size	4 @ 14 AWG, A PH
Motor Lead Termination	Flying Leads
Motor Standards	NEMA
Motor Type	3628L
Mounting Arrangement	F1
Number of Poles	4
Overall Length	15.00 IN
Power Factor	68
Product Family	General Purpose
Pulley End Bearing Type	Ball
Pulley Face Code	Standard
Pulley Shaft Indicator	Standard
Rodent Screen	None
Service Factor	1.15
Shaft Diameter	1.125 IN
Shaft Extension Location	Pulley End
Shaft Ground Indicator	No Shaft Grounding
Shaft Rotation	Reversible
Shaft Slinger Indicator	No Slinger
Speed	1725 rpm
Speed Code	Single Speed
Starting Method	Direct on line
Thermal Device - Bearing	None
Thermal Device - Winding	None
Vibration Sensor Indicator	No Vibration Sensor
Winding Thermal 1	None
Winding Thermal 2	None

Nameplate

NP1256L									
CAT.NO.	L1405T								
SPEC.	36D01-117								
HP	2								
VOLTS	115/230								
AMP	24/12								
RPM	1725								
FRAME	182T	**HZ**	60			**PH**	1		
SER.F.	1.15	**CODE**	J	**DES**	L	**CLASS**	F		
NEMA-NOM-EFF	71	**PF**	68						
RATING	40C AMB-CONT								
CC									
DE	6206	**ODE**	6205						
ENCL	OPEN	**SN**							

Accessories

Part number	Description	Multiplier
36-3403	C FACE KIT	A8
36EP1405A09SP	D-FLANGE KIT	

AC Induction Motor Performance Data
Record # 61432
Typical performance - not guaranteed values

Winding: 36WG0117-R003	**Type:** 3628L	**Enclosure:** OPEN

Nameplate Data			**230 V, 60 Hz: High Voltage Connection**	
Rated Output (HP)		2	**Full Load Torque**	6 LB-FT
Volts		115/230	**Start Configuration**	direct on line
Full Load Amps		24/12	**Breakdown Torque**	16 LB-FT
R.P.M.		1725	**Pull-up Torque**	10.5 LB-FT
Hz	60 **Phase**	1	**Locked-rotor Torque**	18.3 LB-FT
NEMA Design Code	L **KVA Code**	J	**Starting Current**	55 A
Service Factor (S.F.)		1.15	**No-load Current**	8.5 A
NEMA Nom. Eff.	71 **Power Factor**	68	**Line-line Res. @ 25ºC**	0.223 Ω A Ph 0.977 Ω B Ph
Rating - Duty		40C AMB-CONT	**Temp. Rise @ Rated Load**	64°C
S.F. Amps			**Temp. Rise @ S.F. Load**	82°C

Load Characteristics 230 V, 60 Hz, 2 HP

% of Rated Load	**25**	**50**	**75**	**100**	**125**	**150**	**S.F.**
Power Factor	34	49	61	70	76	80	74
Efficiency	54.4	68.6	74	76.1	76.3	75.4	76.2
Speed	1786	1774	1761	1746	1730	1711	1736
Line amperes	8.85	9.6	10.7	12.2	14	16.2	13.3

ABB Motors and Mechanical Inc.

WINDING # 36WG0117

2 HP 1 PH 60 HZ 1725 RPM 230 V 3628L

Typical performance - not guaranteed values.

TORQUES(LB-FT): PO=16 PU=10.5 LR=18.3 LRA=55

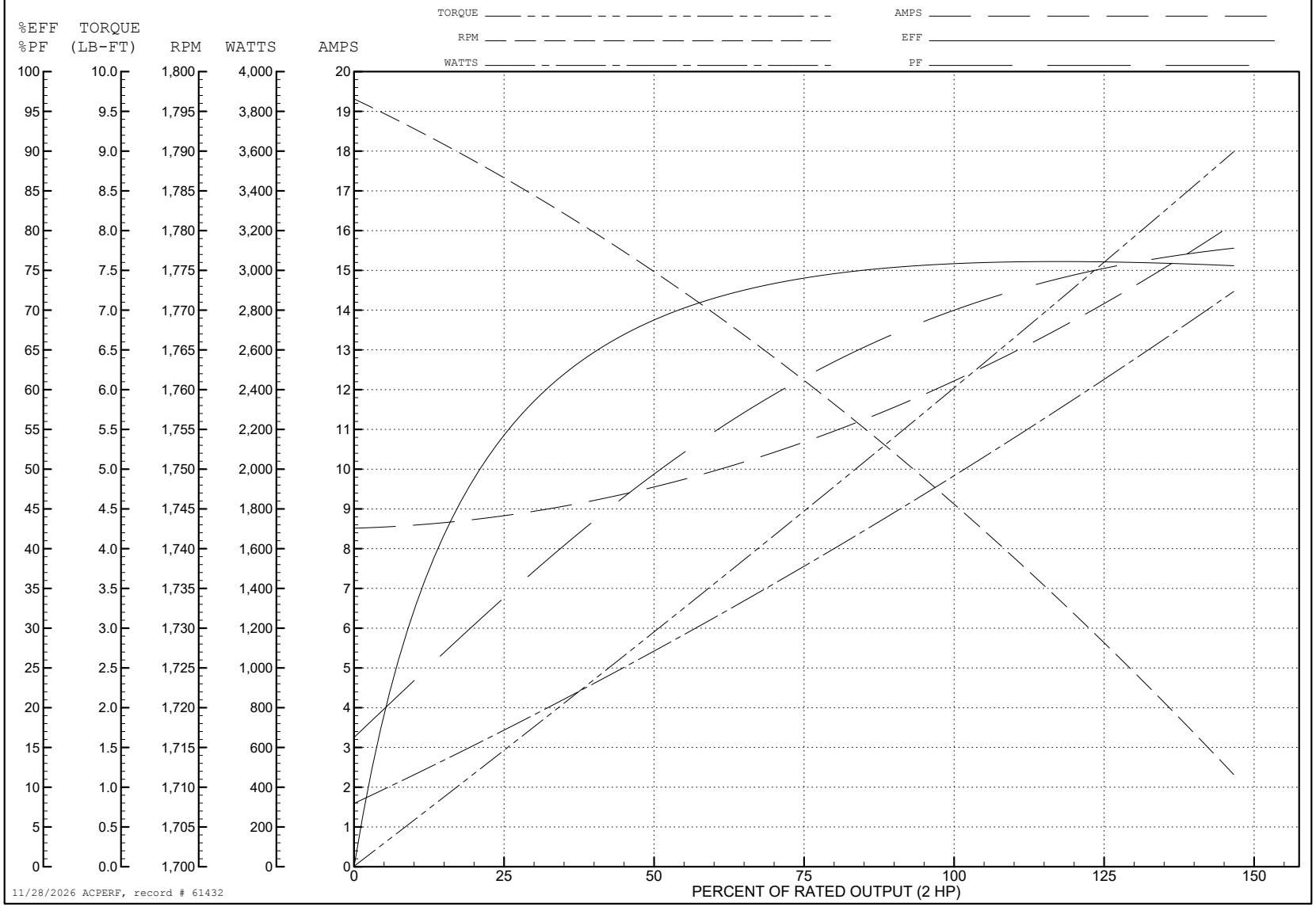

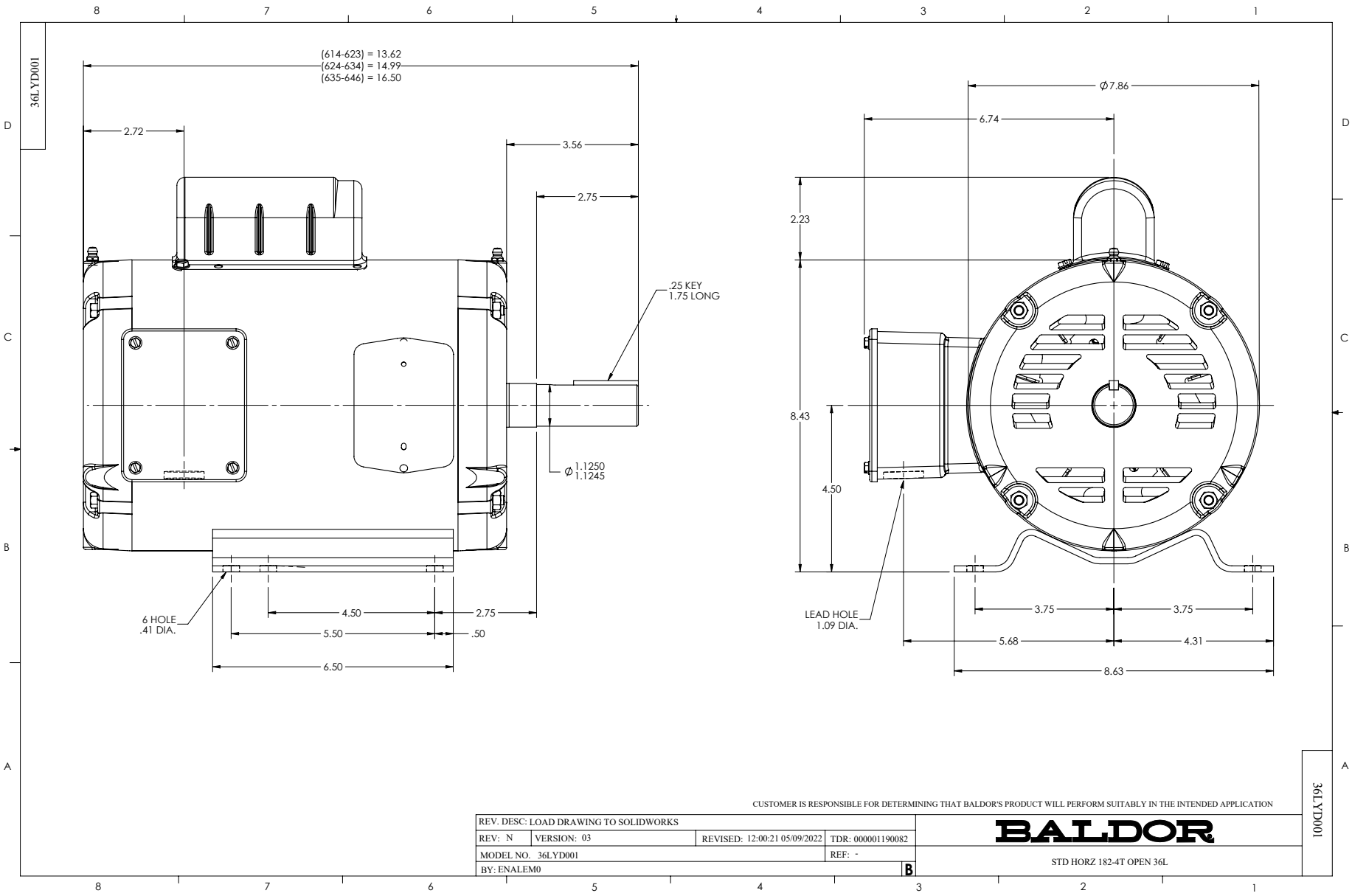
36LYD001
(614-623) = 13.62
(624-634) = 14.99
(635-646) = 16.50
2.72
3.56
2.75
.25 KEY
1.75 LONG
Ø 1.1250
1.1245
6 HOLE
.41 DIA.
4.50
2.75
5.50
.50
6.50
Ø7.86
6.74
2.23
8.43
4.50
LEAD HOLE
1.09 DIA.
3.75
3.75
5.68
4.31
8.63
CUSTOMER IS RESPONSIBLE FOR DETERMINING THAT BALDOR'S PRODUCT WILL PERFORM SUITABLY IN THE INTENDED APPLICATION
REV. DESC: LOAD DRAWING TO SOLIDWORKS
REV: N
VERSION: 03
REVISED: 12:00:21 05/09/2022
TDR: 000001190082
MODEL NO. 36LYD001
REF: -
BY: ENALEM0
B
BALDOR
STD HORZ 182-4T OPEN 36L
36LYD001

CD0001

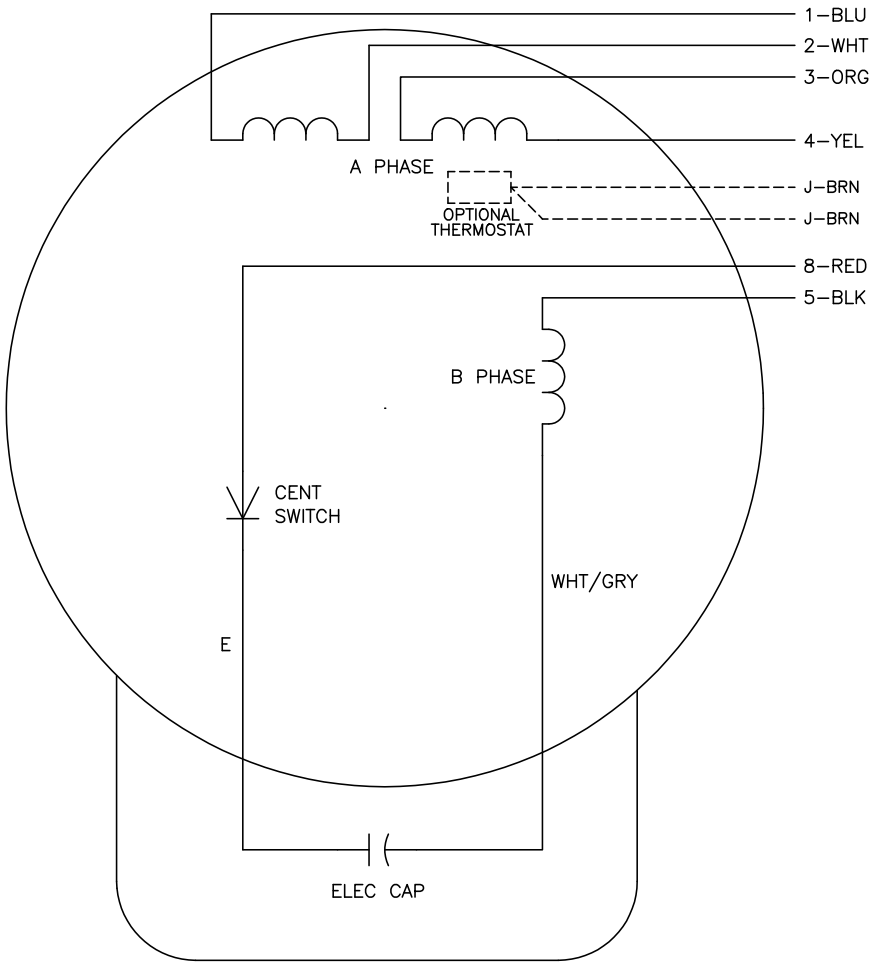

	LINE A	LINE B	JOIN
HIGH STD	1	4,5	2,3,8
HIGH OPP	1	4,8	2,3,5
LOW STD	1,3,8	2,4,5	–
LOW OPP	1,3,5	2,4,8	–

NOTES:

1. STANDARD ROTATION IS CCW FACING END OPPOSITE SHAFT EXTENSION.
2. OPTIONAL THERMOSTAT IS PROVIDED WHEN SPECIFIED.
3. MULTIPLE CAPACITORS ARE CONNECTED IN PARALLEL UNLESS OTHERWISE SPECIFIED.
4. LEAD COLORS ARE OPTIONAL. LEADS MUST ALWAYS BE NUMBERED AS SHOWN.

REV. DESC: REVISE TO SHOW OPTIONAL COLORS			BALDOR ELECTRIC Co.
REV. LTR: D	BY: JLP	REVISED: 04/08/99 1:16	TDR: 0178636
CD0001		FILE: AAA00007405	MDL: –
		MTL: –	TYPE L, DV, REV, 6 LEADS

CD0001