ABB BALDOR RELIANCE

Customer information packet

KEM30003

.25HP, 1725RPM, 3PH, 60HZ, 56C, 3413M, OPEN, F1
Class - None
Division - Not Applicable

Copyright © All product information within this document is subject to ABB Motors and Mechanical Inc. copyright © protection, unless otherwise noted.
11/24/2026 12:13:00 AM

Specifications

Enclosure	OPEN
Frame	56C
Frame Material	Steel
Frequency	60.00 Hz
Haz Area Class and Group	None
Haz Area Division	Not Applicable
Motor Letter Type	Three Phase
Output @ Frequency	.250 HP @ 60 HZ
Phase	3
Synchronous Speed @ Frequency	1800 RPM @ 60 HZ
Voltage @ Frequency	230.0 V @ 60 HZ
	460.0 V @ 60 HZ
Agency Approvals	CURUSEEV
Ambient Temperature	40 °C
Auxiliary Box	NO AUXILLARY BOX
Auxiliary Box Lead Termination	None
Base Indicator	No Mounting
Bearing Grease Type	Polyrex EM (-20F +300F)
Blower	None
Current @ Voltage	.500 A @ 460.0 V
	1.000 A @ 230.0 V
	1.300 A @ 208.0 V
Design Code	B
Drip Cover	Drip Cover
Duty Rating	CONT
Efficiency @ 100% Load	69.5 %
Electrically Isolated Bearing	Not Electrically Isolated
Feedback Device	NO FEEDBACK
Front Face Code	Drip Cover Mounting
Front Shaft Indicator	None
Heater Indicator	No Heater
High Voltage Full Load Amps	0.5 a

Part Detail

Revision	H
Type	AC
Mech. spec.	34-274
Base	
Status	PRD/A
Elec. spec.	34WGR137
Layout	34LY0274
Eff. date	10-29-2024
CD Diagram	CD0005
Poles	04
Leads	9#18
Proprietary	False
Created date	10-08-2014

Insulation Class	B
Inverter Code	Not Inverter
KVA Code	M
Lifting Lugs	No Lifting Lugs
Locked Bearing Indicator	Locked Bearing
Motor Lead Exit	Ko Box
Motor Lead Quantity/Wire Size	9 @ 18 AWG
Motor Lead Termination	Flying Leads
Motor Standards	NEMA
Motor Type	3413M
Mounting Arrangement	F1
Number of Poles	4
Overall Length	11.35 IN
Power Factor	62
Product Family	General Purpose
Pulley End Bearing Type	Ball
Pulley Face Code	C-Face
Pulley Shaft Indicator	Standard
Rodent Screen	None
RoHS Status	ROHS COMPLIANT
Service Factor	1.35
Shaft Diameter	0.625 IN
Shaft Extension Location	Pulley End
Shaft Ground Indicator	No Shaft Grounding
Shaft Rotation	Reversible
Shaft Slinger Indicator	No Slinger
Speed	1725 rpm
Speed Code	Single Speed
Starting Method	Direct on line
Thermal Device - Bearing	None
Thermal Device - Winding	None
Vibration Sensor Indicator	No Vibration Sensor
Winding Thermal 1	None
Winding Thermal 2	None

Nameplate

NP3155L											
CAT.NO.	KEM30003										
SPEC.	34-0274R137G1										
HP	.25										
VOLTS	230/460										
AMP	1/.5										
RPM	1725										
FRAME	56C		**HZ**	60			**PH**	3			
SER.F.	1.35	**CODE**	M	**DES**	B	**CL**	B				
F.L. AVG. EFF.	69.5	**PF**	62								
RATING	40C AMB-CONT										
CC											
DE	6203		**ODE**	6203							
ENCL	OPEN	**SN**									
	SFA 1.2/.6										

AC Induction Motor Performance Data
Record # 47473
Typical performance - not guaranteed values

Winding: 34WGR137-R002	**Type:** 3413M	**Enclosure:** OPEN

Nameplate Data				**460 V, 60 Hz: High Voltage Connection**	
Rated Output (HP)			.25	**Full Load Torque**	0.76 LB-FT
Volts			230/460	**Start Configuration**	direct on line
Full Load Amps			1/.5	**Breakdown Torque**	3.28 LB-FT
R.P.M.			1725	**Pull-up Torque**	2.41 LB-FT
Hz	60	**Phase**	3	**Locked-rotor Torque**	1.91 LB-FT
NEMA Design Code	B	**KVA Code**	M	**Starting Current**	3.43 A
Service Factor (S.F.)			1.35	**No-load Current**	0.395 A
NEMA Nom. Eff.	69.5	**Power Factor**	62	**Line-line Res. @ 25ºC**	60.8 Ω
Rating - Duty			40C AMB-CONT	**Temp. Rise @ Rated Load**	16°C
S.F. Amps			1.2/.6	**Temp. Rise @ S.F. Load**	20°C
				Locked-rotor Power Factor	62.5478
				Rotor inertia	0.031 lb-ft²

Load Characteristics 460 V, 60 Hz, 0.25 HP

% of Rated Load	**25**	**50**	**75**	**100**	**125**	**150**	**S.F.**
Power Factor	28	41	53	62	69	74	71
Efficiency	52.2	65.8	72.5	74	74.8	74.2	74.6
Speed	1783	1771	1757	1742	1726	1707	1718
Line amperes	0.405	0.428	0.467	0.514	0.568	0.64	0.597

ABB Motors and Mechanical Inc.

WINDING # 34WGR137

0.25 HP 3 PH 60 HZ 1725 RPM 460 V 3413M

Typical performance - not guaranteed values.

TORQUES(LB-FT): PO=3.28 PU=2.41 LR=1.91 LRA=3.43

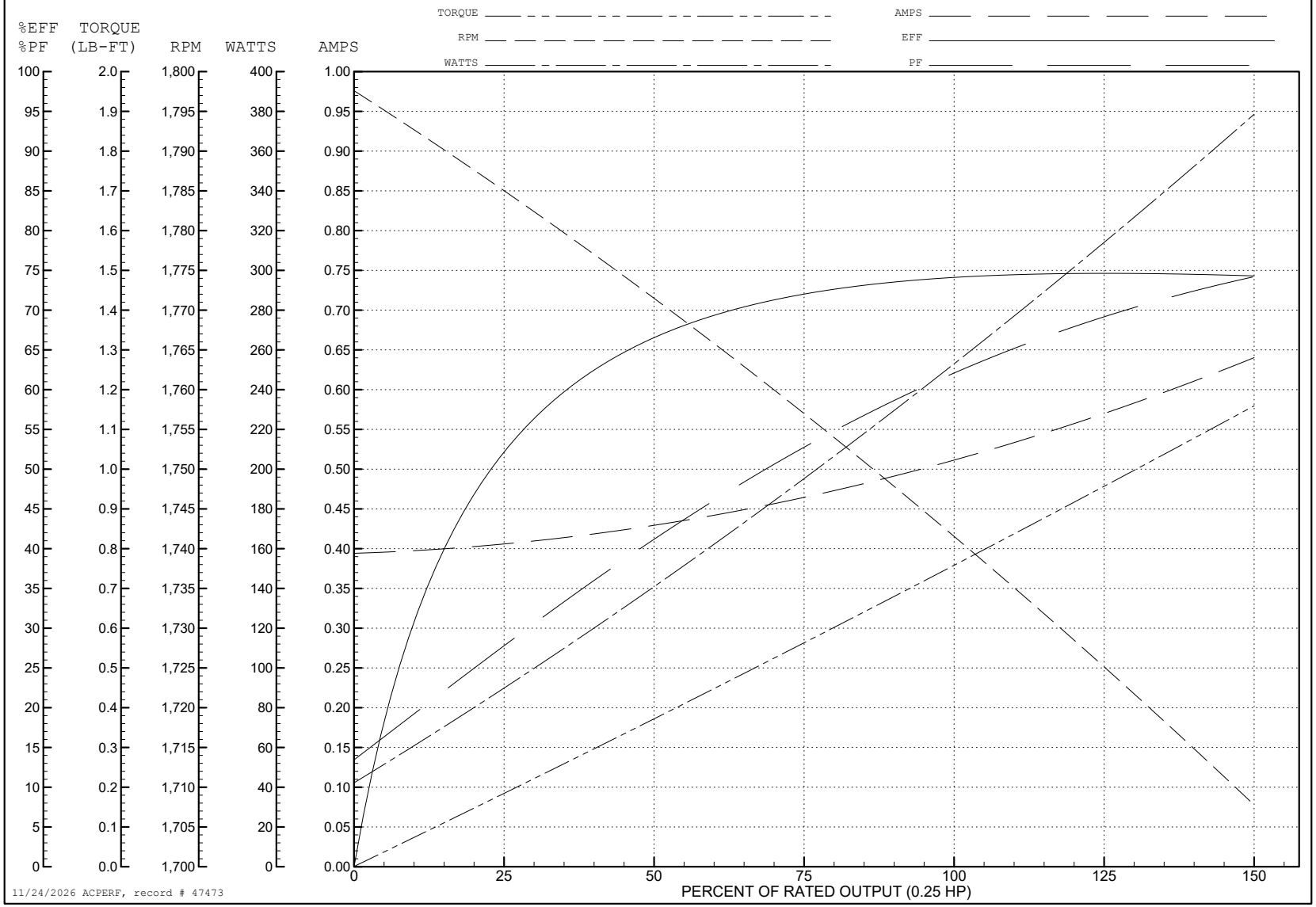

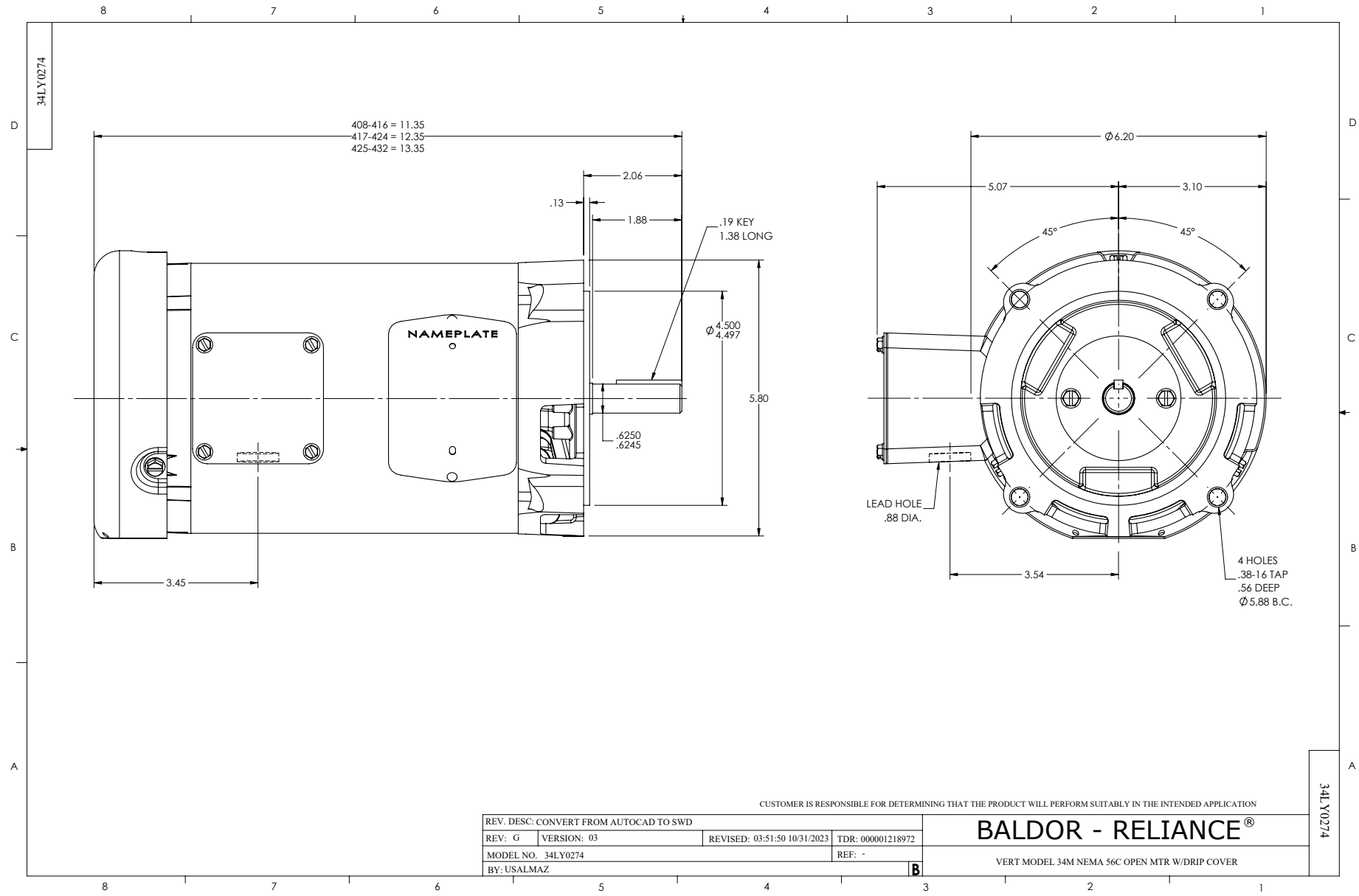
34LY0274
408-416 = 11.35
417-424 = 12.35
425-432 = 13.35
2.06
.13
1.88
.19 KEY
1.38 LONG
NAMEPLATE
Ø4.500
4.497
5.80
.6250
.6245
3.45
Ø6.20
5.07
3.10
45°
45°
LEAD HOLE
.88 DIA.
3.54
4 HOLES
.38-16 TAP
.56 DEEP
Ø5.88 B.C.
CUSTOMER IS RESPONSIBLE FOR DETERMINING THAT THE PRODUCT WILL PERFORM SUITABLY IN THE INTENDED APPLICATION
REV. DESC: CONVERT FROM AUTOCAD TO SWD
REV: G
VERSION: 03
REVISED: 03:51:50 10/31/2023
TDR: 000001218972
MODEL NO. 34LY0274
REF: -
BY: USALMAZ
B
BALDOR - RELIANCE®
VERT MODEL 34M NEMA 56C OPEN MTR W/DRIP COVER
34LY0274

CD0005

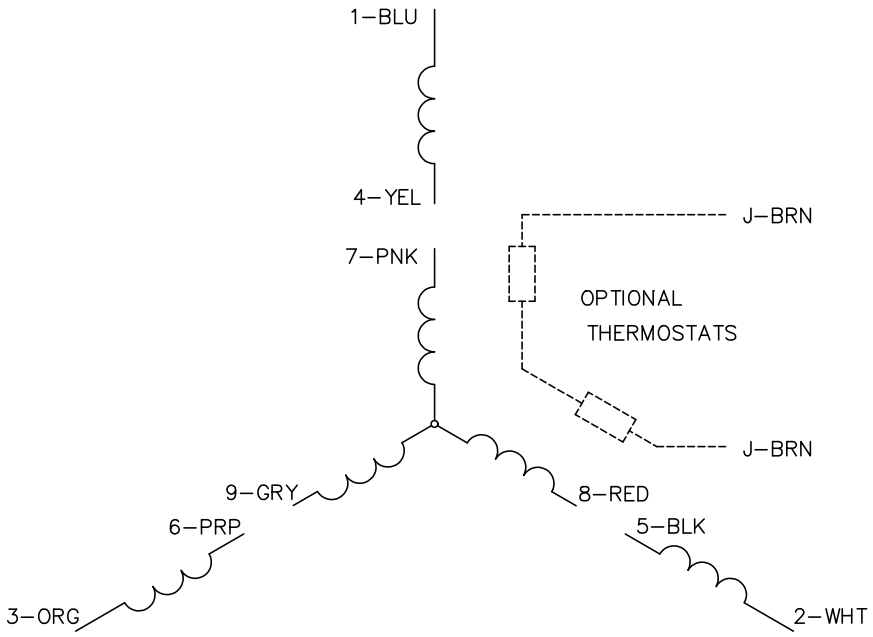

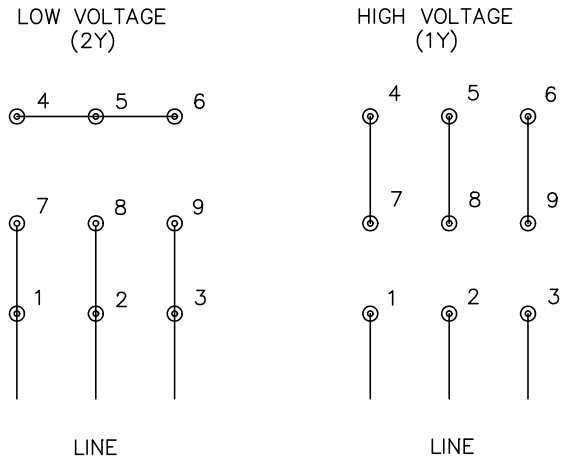

NOTES:

1. INTERCHANGE ANY TWO LINE LEADS TO REVERSE ROTATION.
2. OPTIONAL THERMOSTATS ARE PROVIDED WHEN SPECIFIED.
3. ACTUAL NUMBER OF INTERNAL PARALLEL CIRCUITS MAY BE A MULTIPLE OF THOSE SHOWN ABOVE.
4. LEAD COLORS ARE OPTIONAL. LEADS MUST ALWAYS BE NUMBERED AS SHOWN.

CD0005

REV. DESC: REVISE TO SHOW OPTIONAL COLORS			BALDOR ELECTRIC Co.
REV. LTR: E	BY: JLP	REVISED: 01/19/99 10:15	TDR: 0171435
CD0005		FILE: AAA00005140	MDL: –
		MTL: –	3PH, DV, 9 LEADS