ABB BALDOR RELIANCE

# Customer information packet

JMEWDM41906T

60M 2P TEFC HOR 256JM SP9 HOSE DOWN SE
Class - None
Division - Not Applicable

Copyright © All product information within this document is subject to ABB Motors and Mechanical Inc. copyright © protection, unless otherwise noted.
11/23/2026 3:21:52 AM

## Specifications

| | |
|---|---|
| **Enclosure** | TEFC |
| **Frame** | 256JM |
| **Frame Material** | Steel |
| **Frequency** | 60.00 Hz |
| **Haz Area Class and Group** | None |
| **Haz Area Division** | Not Applicable |
| **Motor Letter Type** | Three Phase |
| **Output @ Frequency** | 20.000 HP @ 60 HZ |
| **Phase** | 3 |
| **Synchronous Speed @ Frequency** | 3600 RPM @ 60 HZ |
| **Voltage @ Frequency** | 230.0 V @ 60 HZ |
| | 460.0 V @ 60 HZ |
| **Agency Approvals** | CSA EEV |
| | NEMA PREMIUM |
| | UR |
| | CSA |
| **Ambient Temperature** | 40 °C |
| **Auxiliary Box** | NO AUXILLARY BOX |
| **Auxiliary Box Lead Termination** | None |
| **Base Indicator** | Rigid |
| **Bearing Grease Type** | Polyrex EM (-20F +300F) |
| **Blower** | None |
| **Current @ Voltage** | 21.500 A @ 460.0 V |
| | 43.000 A @ 230.0 V |
| **Design Code** | A |
| **Drip Cover** | No Drip Cover |
| **Duty Rating** | CONT |
| **Efficiency @ 100% Load** | 91.0 % |
| **Electrically Isolated Bearing** | Not Electrically Isolated |
| **Feedback Device** | NO FEEDBACK |
| **Front Shaft Indicator** | None |
| **Heater Indicator** | No Heater |

## Part Detail

| | |
|---|---|
| **Revision** | S |
| **Type** | AC |
| **Mech. spec.** | 39K68 |
| **Base** | |
| **Status** | PRD/A |
| **Elec. spec.** | 39WGX632 |
| **Layout** | 39LYK068 |
| **Eff. date** | 07-31-2025 |
| **CD Diagram** | CD0005 |
| **Poles** | 02 |
| **Leads** | 9#10 |
| **Proprietary** | False |
| **Created date** | 10-23-2018 |

| | |
|---|---|
| **High Voltage Full Load Amps** | 21.5 a |
| **Insulation Class** | F |
| **Inverter Code** | Inverter Ready |
| **KVA Code** | G |
| **Lifting Lugs** | Standard Lifting Lugs |
| **Locked Bearing Indicator** | Locked Bearing |
| **Motor Lead Quantity/Wire Size** | 9 @ 10 AWG |
| **Motor Lead Termination** | Flying Leads |
| **Motor Standards** | NEMA |
| **Motor Type** | 3960M |
| **Mounting Arrangement** | F1 |
| **Number of Poles** | 2 |
| **Overall Length** | 25.06 IN |
| **Power Factor** | 93 |
| **Product Family** | Wash Down |
| **Pulley End Bearing Type** | Sealed Bearing |
| **Pulley Face Code** | C-Face |
| **Pulley Shaft Indicator** | Tapped & Key |
| **Rodent Screen** | None |
| **Service Factor** | 1.15 |
| **Shaft Diameter** | 1.250 IN |
| **Shaft Ground Indicator** | No Shaft Grounding |
| **Shaft Rotation** | Reversible |
| **Shaft Slinger Indicator** | Shaft Slinger |
| **Speed** | 3525 rpm |
| **Speed Code** | Single Speed |
| **Starting Method** | Direct on line |
| **Thermal Device - Winding** | None |
| **Vibration Sensor Indicator** | No Vibration Sensor |
| **Winding Thermal 1** | None |
| **Winding Thermal 2** | None |

**Nameplate**

| NP1669L | | | | | | | | | |
|---|---|---|---|---|---|---|---|---|---|
| **CAT.NO.** | JMEWDM41906T | | | | | | | | |
| **SPEC.** | 39K068X632G1 | | | | | | | | |
| **HP** | 20 | | | | | | | | |
| **VOLTS** | 230/460 | | | | | | | | |
| **AMP** | 43/21.5 | | | | | | | | |
| **RPM** | 3525 | | | | | | | | |
| **FRAME** | 256JM | **HZ** | 60 | | | **PH** | 3 | | |
| **SER.F.** | 1.00 | **CODE** | G | **DES** | A | **CLASS** | F | | |
| **NEMA-NOM-EFF** | 91 | **PF** | 93 | | | | | | |
| **RATING** | 40C AMB-CONT | | | | | | | | |
| **CC** | 010A | | | | | | | | |
| **DE** | 6309 | **ODE** | 6208 | | | | | | |
| **ENCL** | TEFC | **SN** | | | | | | | |
| **BLANK** | 20:1CT, 20:1VT, 1.00SF | | | | | | | | |

**AC Induction Motor Performance Data**
Record # 26903
Typical performance - not guaranteed values

| **Winding:** 39WGX632-R001 | **Type:** 3960M | **Enclosure:** TEFC |
|---|---|---|

| **Nameplate Data** | | | | **460 V, 60 Hz: High Voltage Connection** | |
|---|---|---|---|---|---|
| **Rated Output (HP)** | | | 20 | **Full Load Torque** | 29.6 LB-FT |
| **Volts** | | | 230/460 | **Start Configuration** | direct on line |
| **Full Load Amps** | | | 43/21.5 | **Breakdown Torque** | 114 LB-FT |
| **R.P.M.** | | | 3525 | **Pull-up Torque** | 35.3 LB-FT |
| **Hz** | 60 | **Phase** | 3 | **Locked-rotor Torque** | 51 LB-FT |
| **NEMA Design Code** | B | **KVA Code** | G | **Starting Current** | 152 A |
| **Service Factor (S.F.)** | | | 1.15 | **No-load Current** | 4.75 A |
| **NEMA Nom. Eff.** | 91 | **Power Factor** | 93 | **Line-line Res. @ 25ºC** | 0.437 Ω |
| **Rating - Duty** | | | 40C AMB-CONT | **Temp. Rise @ Rated Load** | 75°C |
| **S.F. Amps** | | | | **Temp. Rise @ S.F. Load** | 97°C |
| | | | | **Locked-rotor Power Factor** | 27 |
| | | | | **Rotor inertia** | 1.53 LB-FT2 |

**Load Characteristics 460 V, 60 Hz, 20 HP**

| **% of Rated Load** | **25** | **50** | **75** | **100** | **125** | **150** | **S.F.** |
|---|---|---|---|---|---|---|---|
| **Power Factor** | 71 | 88 | 92 | 93 | 93 | 92 | 93 |
| **Efficiency** | 91 | 93.5 | 93.3 | 92.5 | 91.2 | 89.7 | 91.7 |
| **Speed** | 3581 | 3562 | 3541 | 3519 | 3492 | 3465 | 3503 |
| **Line amperes** | 6.84 | 11.2 | 16.2 | 21.5 | 27.6 | 33.8 | 25.2 |

ABB Motors and Mechanical Inc.

WINDING # 39WGX632

20 HP 3 PH 60 HZ 3525 RPM 460 V 3960M

Typical performance - not guaranteed values.

TORQUES(LB-FT): PO=114 PU=35.3 LR=51 LRA=152

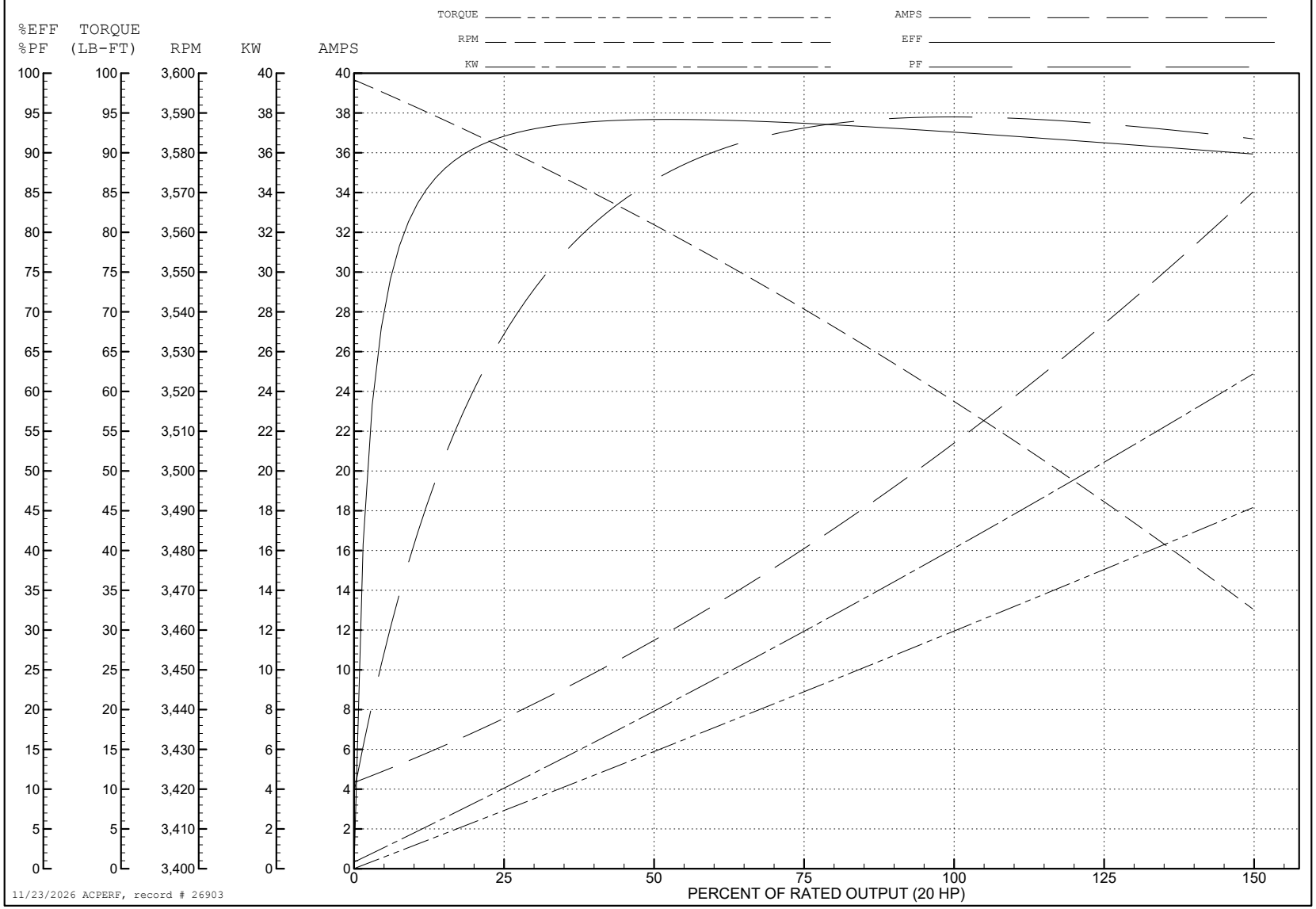

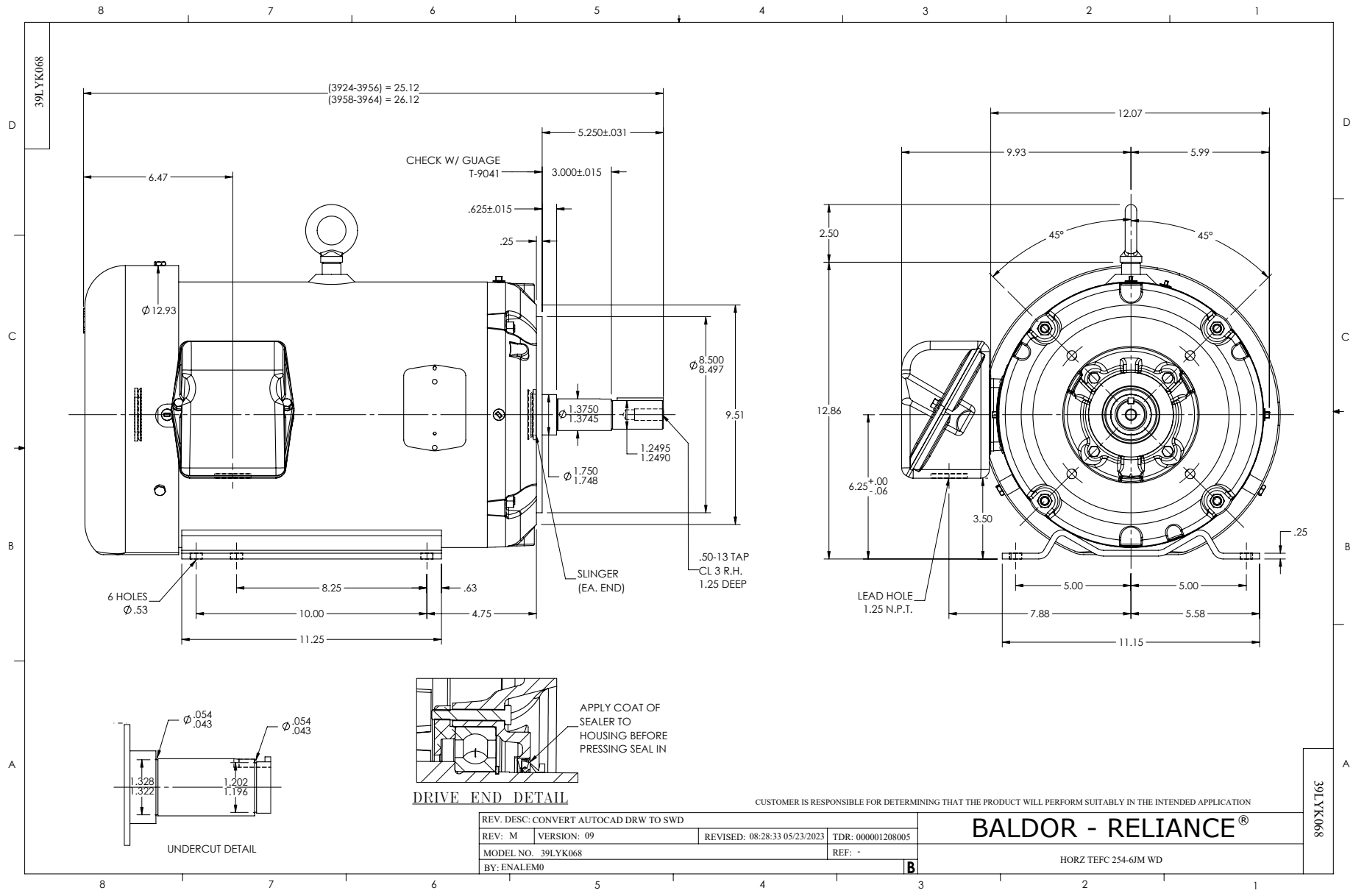
39LYK068
(3924-3956) = 25.12
(3958-3964) = 26.12
5.250±.031
CHECK W/ GUAGE
T-9041
3.000±.015
.625±.015
.25
6.47
Ø12.93
Ø8.500
8.497
Ø1.3750
1.3745
1.2495
1.2490
Ø1.750
1.748
9.51
6 HOLES
Ø.53
8.25
.63
10.00
4.75
11.25
SLINGER
(EA. END)
.50-13 TAP
CL 3 R.H.
1.25 DEEP
12.07
9.93
5.99
2.50
45°
45°
12.86
6.25 +.00 -.06
3.50
.25
LEAD HOLE
1.25 N.P.T.
5.00
5.00
7.88
5.58
11.15
Ø.054
.043
Ø.054
.043
1.328
1.322
1.202
1.196
UNDERCUT DETAIL
APPLY COAT OF
SEALER TO
HOUSING BEFORE
PRESSING SEAL IN
DRIVE END DETAIL
CUSTOMER IS RESPONSIBLE FOR DETERMINING THAT THE PRODUCT WILL PERFORM SUITABLY IN THE INTENDED APPLICATION
REV. DESC: CONVERT AUTOCAD DRW TO SWD
REV: M
VERSION: 09
REVISED: 08:28:33 05/23/2023
TDR: 000001208005
MODEL NO. 39LYK068
REF: -
BY: ENALEM0
B
BALDOR - RELIANCE®
HORZ TEFC 254-6JM WD
39LYK068

CD0005

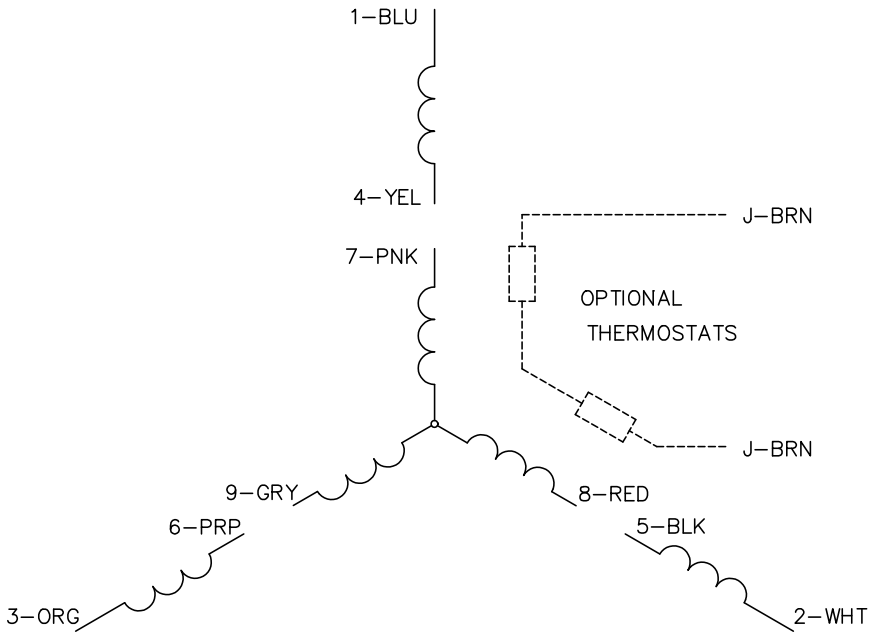


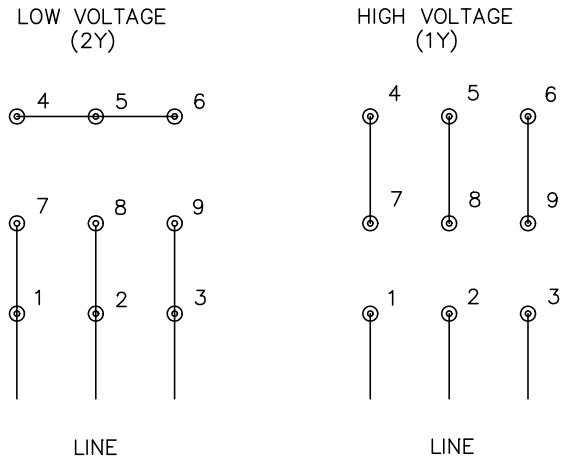


NOTES:

1. INTERCHANGE ANY TWO LINE LEADS TO REVERSE ROTATION.
2. OPTIONAL THERMOSTATS ARE PROVIDED WHEN SPECIFIED.
3. ACTUAL NUMBER OF INTERNAL PARALLEL CIRCUITS MAY BE A MULTIPLE OF THOSE SHOWN ABOVE.
4. LEAD COLORS ARE OPTIONAL. LEADS MUST ALWAYS BE NUMBERED AS SHOWN.

CD0005

| | | | |
|---|---|---|---|
| REV. DESC: REVISE TO SHOW OPTIONAL COLORS | | | BALDOR ELECTRIC Co. |
| REV. LTR: E | BY: JLP | REVISED: 01/19/99 10:15 | TDR: 0171435 |
| CD0005 | | FILE: AAA00005140 | MDL: – |
| | | MTL: – | 3PH, DV, 9 LEADS |