ABB BALDOR RELIANCE

Customer information packet

IDVSWDM3546T

1HP, 1770RPM, 3PH, 60HZ, 143TC, 3522M, TENV, F1
Class - None
Division - Not Applicable

Copyright © All product information within this document is subject to ABB Motors and Mechanical Inc. copyright © protection, unless otherwise noted.
11/23/2026 3:01:38 AM

Specifications

Enclosure	TENV
Frame	143TC
Frame Material	Stainless Steel
Frequency	60.00 Hz
Haz Area Class and Group	None
Haz Area Division	Not Applicable
Motor Letter Type	Three Phase
Output @ Frequency	1.000 HP @ 60 HZ
Phase	3
Synchronous Speed @ Frequency	1800 RPM @ 60 HZ
Voltage @ Frequency	230.0 V @ 60 HZ
	460.0 V @ 60 HZ
Agency Approvals	CSA
	UR
Ambient Temperature	40 °C
Auxiliary Box	NO AUXILLARY BOX
Auxiliary Box Lead Termination	None
Base Indicator	No Mounting
Bearing Grease Type	Polyrex EM (-20F +300F)
Blower	None
Current @ Voltage	1.670 A @ 460.0 V
	3.300 A @ 208.0 V
	3.340 A @ 230.0 V
Design Code	B
Drip Cover	No Drip Cover
Duty Rating	CONT
Efficiency @ 100% Load	85.5 %
Electrically Isolated Bearing	Not Electrically Isolated
Feedback Device	NO FEEDBACK
Front Shaft Indicator	None
Heater Indicator	No Heater
High Voltage Full Load Amps	1.7 a

Part Detail

Revision	C
Type	AC
Mech. spec.	35SS642
Base	
Status	PRD/A
Elec. spec.	35WGZ818
Layout	35LYSS642
Eff. date	10-21-2025
CD Diagram	CD0005
Poles	04
Leads	9#18
Proprietary	False
Created date	01-10-2022

Insulation Class	H
Inverter Code	Inverter Ready
KVA Code	M
Lifting Lugs	No Lifting Lugs
Locked Bearing Indicator	Locked Bearing
Max Speed	2700 rpm
Motor Lead Quantity/Wire Size	9 @ 18 AWG
Motor Lead Termination	Flying Leads
Motor Standards	NEMA
Motor Type	3522M
Mounting Arrangement	F1
Number of Poles	4
Overall Length	12.12 IN
Power Factor	66
Product Family	Wash Down Paint Free
Pulley End Bearing Type	Sealed Bearing
Pulley Face Code	C-Face
Pulley Shaft Indicator	Standard
Rodent Screen	None
Service Factor	1.00
Shaft Diameter	0.875 IN
Shaft Ground Indicator	No Shaft Grounding
Shaft Rotation	Reversible
Shaft Slinger Indicator	No Slinger
Speed	1770 rpm
Speed Code	Single Speed
Starting Method	Direct on line
Thermal Device - Bearing	None
Thermal Device - Winding	Normally Closed Thermostat
Vibration Sensor Indicator	No Vibration Sensor
Winding Thermal 1	None
Winding Thermal 2	None

Nameplate

NP1608L									
CAT NO	IDVSWDM3546T								
SPEC.	35SS642Z818G1								
FRAME	143TC		**HP**	1 TE					
VOLTS	230/460								
MAG CUR	2.5/1.25			**FLA**	3.34/1.67				
RPM	1770			**RPM MAX**	6000				
HZ	60	**PH**	3		**CLASS**	H			
SER.F.	1.00	**DES**	B		**SL HZ**	1			
NEMA-NOM-EFF	85.5	**WK2**	0.159						
BLWR V		**PH**		**HZ**		**A**			
RATING	40C AMB-CONT								
DE BRG	6205		**ODE BRG**	6203					
CC	010A	**SN**							

AC Induction Motor Performance Data
Record # 89787
Typical performance - not guaranteed values

Winding: 35WGZ818-R005	**Type:** 3522M	**Enclosure:** TENV

Nameplate Data				**460 V, 60 Hz: High Voltage Connection**	
Rated Output (HP)			1	**Full Load Torque**	2.99 LB-FT
Volts			230/460	**Start Configuration**	direct on line
Full Load Amps			3.34/1.67	**Breakdown Torque**	16.6 LB-FT
R.P.M.			1770	**Pull-up Torque**	7.42 LB-FT
Hz	60	**Phase**	3	**Locked-rotor Torque**	10.32 LB-FT
NEMA Design Code	B	**KVA Code**	M	**Starting Current**	16.1 A
Service Factor (S.F.)			1	**No-load Current**	1.23 A
NEMA Nom. Eff.	85.5	**Power Factor**	66	**Line-line Res. @ 25ºC**	14.4 Ω
Rating - Duty			40C AMB-CONT	**Temp. Rise @ Rated Load**	63°C
				Locked-rotor Power Factor	59.3666
				Rotor inertia	0.159 lb-ft²

Load Characteristics 460 V, 60 Hz, 1 HP

% of Rated Load	**25**	**50**	**75**	**100**	**125**	**150**
Power Factor	27	43	56	66	73	78
Efficiency	70.8	81.2	84.5	85.9	85.8	85.2
Speed	1793	1786	1781	1773	1766	1758
Line amperes	1.25	1.34	1.49	1.67	1.87	2.12

ABB Motors and Mechanical Inc.

WINDING # 35WGZ818

1 HP 3 PH 60 HZ 1770 RPM 460 V 3522M

Typical performance - not guaranteed values.

TORQUES(LB-FT): PO=16.6 PU=7.42 LR=10.32 LRA=16.1

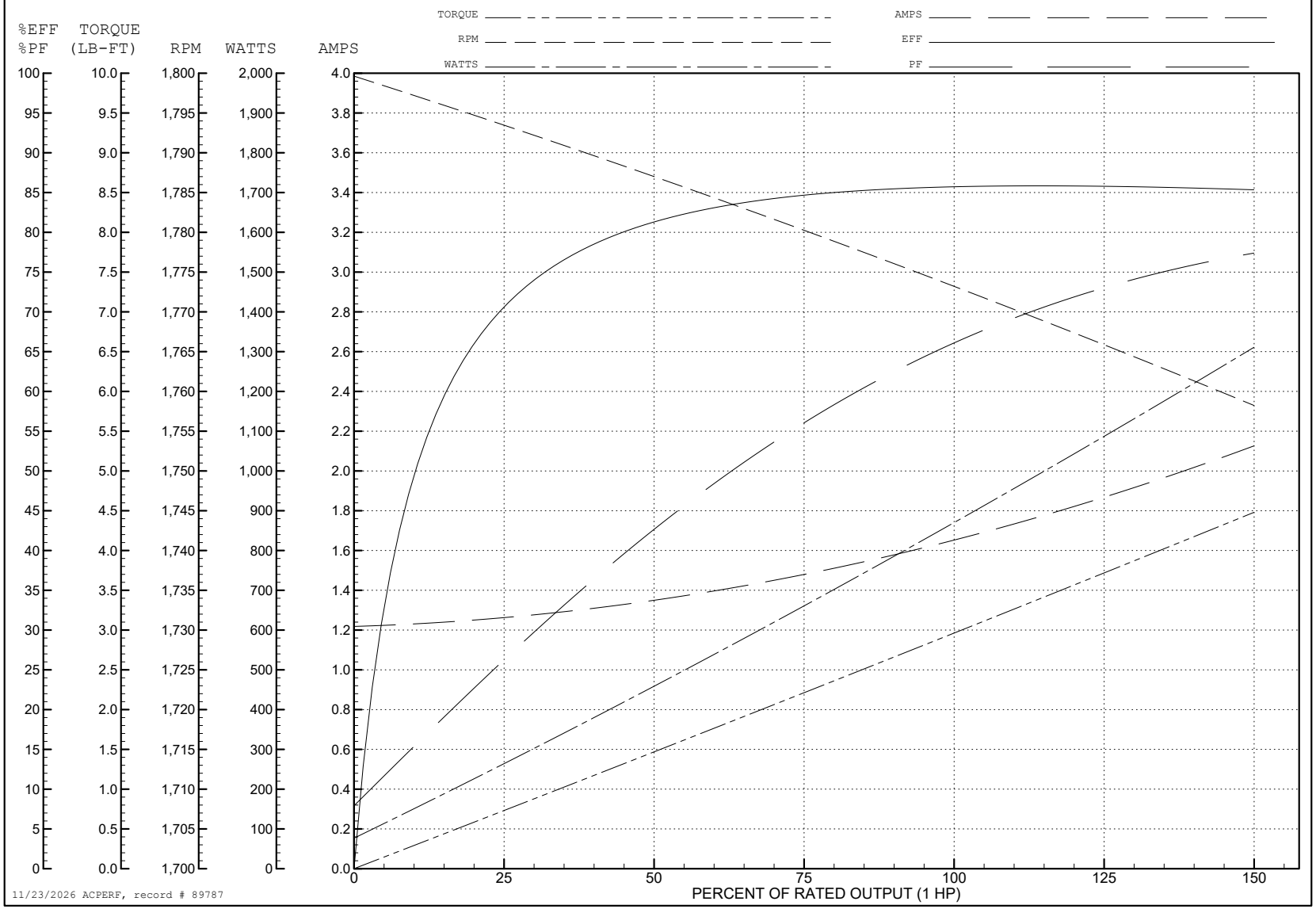

11/23/2026 ACPERF, record # 89787

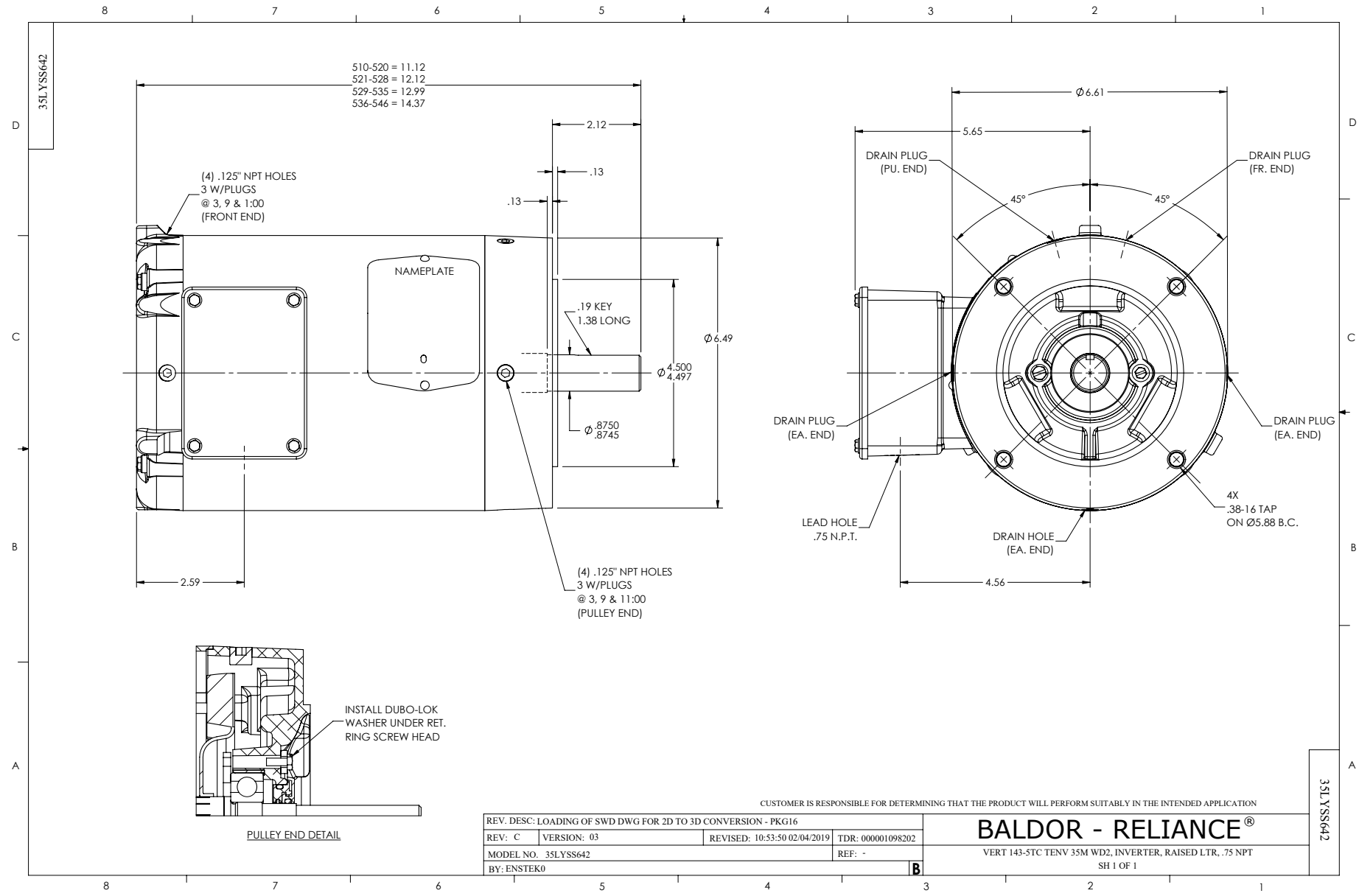
35LYSS642
510-520 = 11.12
521-528 = 12.12
529-535 = 12.99
536-546 = 14.37
2.12
.13
.13
(4) .125" NPT HOLES
3 W/PLUGS
@ 3, 9 & 1:00
(FRONT END)
NAMEPLATE
.19 KEY
1.38 LONG
Ø 4.500
4.497
Ø 6.49
Ø .8750
.8745
2.59
(4) .125" NPT HOLES
3 W/PLUGS
@ 3, 9 & 11:00
(PULLEY END)
Ø 6.61
5.65
DRAIN PLUG
(PU. END)
DRAIN PLUG
(FR. END)
45°
45°
DRAIN PLUG
(EA. END)
DRAIN PLUG
(EA. END)
4X
.38-16 TAP
ON Ø5.88 B.C.
LEAD HOLE
.75 N.P.T.
DRAIN HOLE
(EA. END)
4.56
INSTALL DUBO-LOK
WASHER UNDER RET.
RING SCREW HEAD
PULLEY END DETAIL
CUSTOMER IS RESPONSIBLE FOR DETERMINING THAT THE PRODUCT WILL PERFORM SUITABLY IN THE INTENDED APPLICATION
REV. DESC: LOADING OF SWD DWG FOR 2D TO 3D CONVERSION - PKG16
REV: C
VERSION: 03
REVISED: 10:53:50 02/04/2019
TDR: 000001098202
MODEL NO. 35LYSS642
REF: -
BY: ENSTEK0
B
BALDOR - RELIANCE®
VERT 143-5TC TENV 35M WD2, INVERTER, RAISED LTR, .75 NPT
SH 1 OF 1
35LYSS642

CD0005

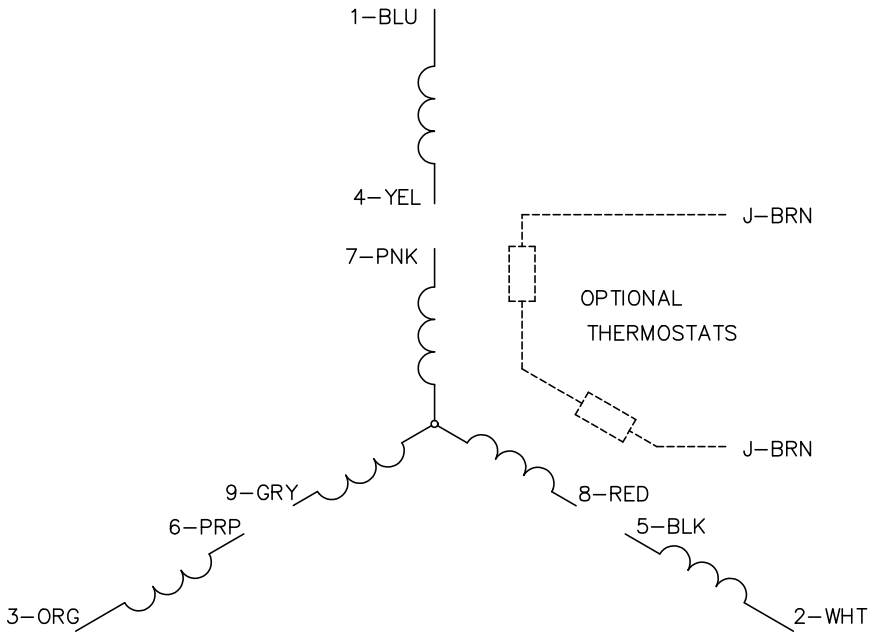

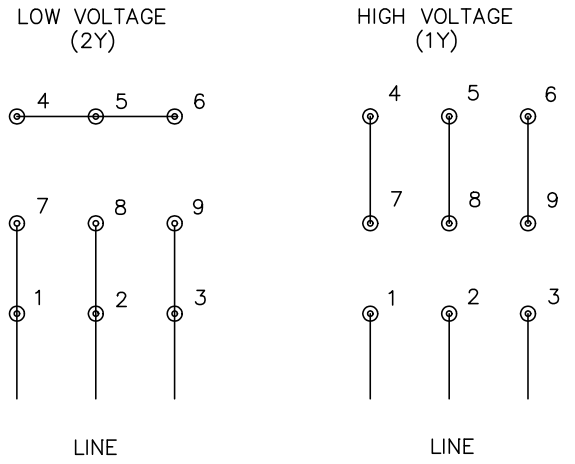

NOTES:

1. INTERCHANGE ANY TWO LINE LEADS TO REVERSE ROTATION.
2. OPTIONAL THERMOSTATS ARE PROVIDED WHEN SPECIFIED.
3. ACTUAL NUMBER OF INTERNAL PARALLEL CIRCUITS MAY BE A MULTIPLE OF THOSE SHOWN ABOVE.
4. LEAD COLORS ARE OPTIONAL. LEADS MUST ALWAYS BE NUMBERED AS SHOWN.

CD0005

REV. DESC: REVISE TO SHOW OPTIONAL COLORS			BALDOR ELECTRIC Co.
REV. LTR: E	BY: JLP	REVISED: 01/19/99 10:15	TDR: 0171435
CD0005		FILE: AAA00005140	MDL: –
		MTL: –	3PH, DV, 9 LEADS