

ABB BALDOR RELIANCE III

Customer information packet

GNEM3554

1.5/1.1KWHP, 1755//1445RPM, 3PH, 60//50HZ, 5

Class - None

Division - Not Applicable

Specifications

Enclosure	TEFC
Frame	56
Frame Material	Steel
Frequency	50.00 Hz 60.00 Hz
Haz Area Class and Group	None
Haz Area Division	Not Applicable
Motor Letter Type	Three Phase
Output @ Frequency	1.500 HP @ 60 HZ 1.100 KW @ 50 HZ
Phase	3
Synchronous Speed @ Frequency	1800 RPM @ 60 HZ
Voltage @ Frequency	190.0 V @ 50 HZ 208.0 V @ 60 HZ 230.0 V @ 60 HZ 380.0 V @ 50 HZ 460.0 V @ 60 HZ
Agency Approvals	CE WEEE UKCA CURUSEEV IE3 NEMA PREMIUM
Ambient Temperature	40 °C
Auxiliary Box	NO AUXILLARY BOX
Auxiliary Box Lead Termination	None
Base Indicator	Rigid
Bearing Grease Type	Polyrex EM (-20F +300F)
Blower	None
Current @ Voltage	5.400 A @ 190.0 V 4.600 A @ 230.0 V 4.600 A @ 208.0 V

Part Detail

Revision	D
Type	AC
Mech. spec.	35A011
Base	
Status	PRD/A
Elec. spec.	35WGZ801
Layout	35LYA011
Eff. date	06-24-2025
CD Diagram	CD0005
Poles	04
Leads	9#18 Y
Proprietary	False
Created date	08-24-2023

2.700 A @ 380.0 V

2.300 A @ 460.0 V

Design Code	B
Drip Cover	No Drip Cover
Duty Rating	CONT
Efficiency @ 100% Load	86.5 %
Electrically Isolated Bearing	Not Electrically Isolated
Feedback Device	NO FEEDBACK
Front Shaft Indicator	None
Heater Indicator	No Heater
High Voltage Full Load Amps	2.3 a
Insulation Class	F
Inverter Code	Inverter Duty
KVA Code	K
Lifting Lugs	No Lifting Lugs
Locked Bearing Indicator	No Locked Bearing
Motor Lead Quantity/Wire Size	9 @ 18 AWG
Motor Lead Termination	Flying Leads
Motor Standards	NEMA
Motor Type	3528M
Mounting Arrangement	F1
Number of Poles	4
Overall Length	13.22 IN
Power Factor	80
Product Family	General Purpose
Pulley End Bearing Type	Ball
Pulley Face Code	Standard
Pulley Shaft Indicator	Standard
Rodent Screen	None
RoHS Status	ROHS COMPLIANT
Service Factor	1.15
Shaft Diameter	0.625 IN
Shaft Ground Indicator	No Shaft Grounding
Shaft Rotation	Reversible

Shaft Slinger Indicator	No Slinger
Speed	1445 rpm 1755 rpm
Speed Code	Single Speed
Starting Method	Direct on line
Thermal Device - Bearing	None
Thermal Device - Winding	None
Vibration Sensor Indicator	No Vibration Sensor
Winding Thermal 1	None
Winding Thermal 2	None

Nameplate

NP4304L									
CAT.NO.	GNEM3554								
SPEC.	35A011Z801G2								
HP	1.5HP//1.1KW				PH	3			
VOLTS	208-230/460//190/380								
AMPS	4.6/2.3//5.4/2.7								
R.P.M. (1/MIN)	1755//1445				WT.	19KG	KG		
FRAME	56	HZ	60//50		I.P.	44			
SER.F.	1.15	CODE	K	DES.	B	CLASS	F		
NOM.EFF.	86.5//84.2		% (100%)						
P.F.	80	IC411, 10:1 VT							
RATING	40C AMB-S1 CONT			CC	010A				
DE	6205	ODE	6203						
ENCL	TEFC	SN							
	SFA 5.2-5/2.5//6/3								
	IE3-50HZ-85.5(75%),83.8(50%)								
	IE3-60HZ-85.3(75%),84.1(50%)								

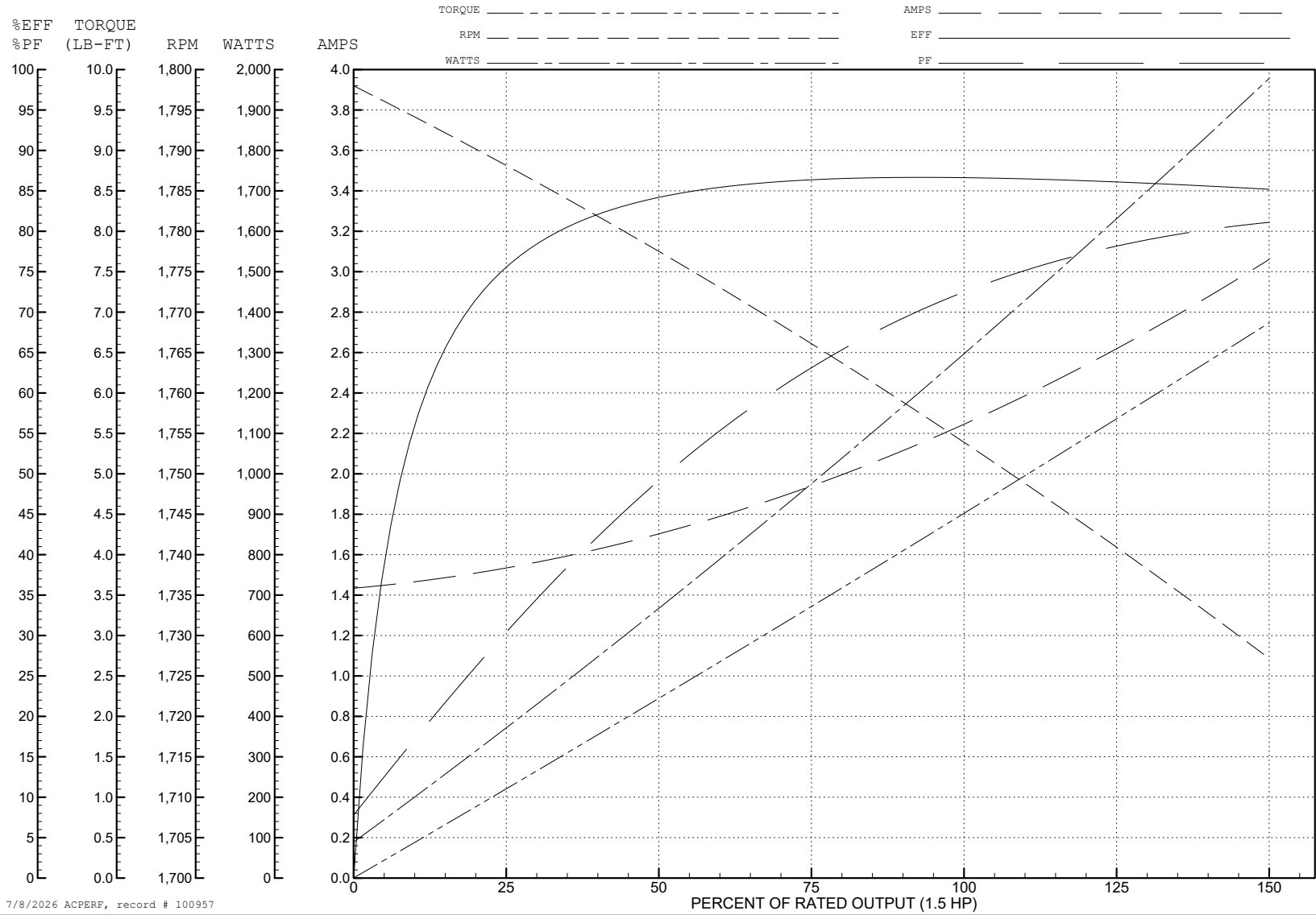
ABB Motors and Mechanical Inc.

WINDING # 35WGZ801

Typical performance - not guaranteed values.

1.5 HP 3 PH 60 HZ 1754 RPM 460 V 3526M

TORQUES (LB-FT): PO=21.49 PU=14.77 LR=18.15 LRA=20.62



7/8/2026 ACPERF, record # 100957

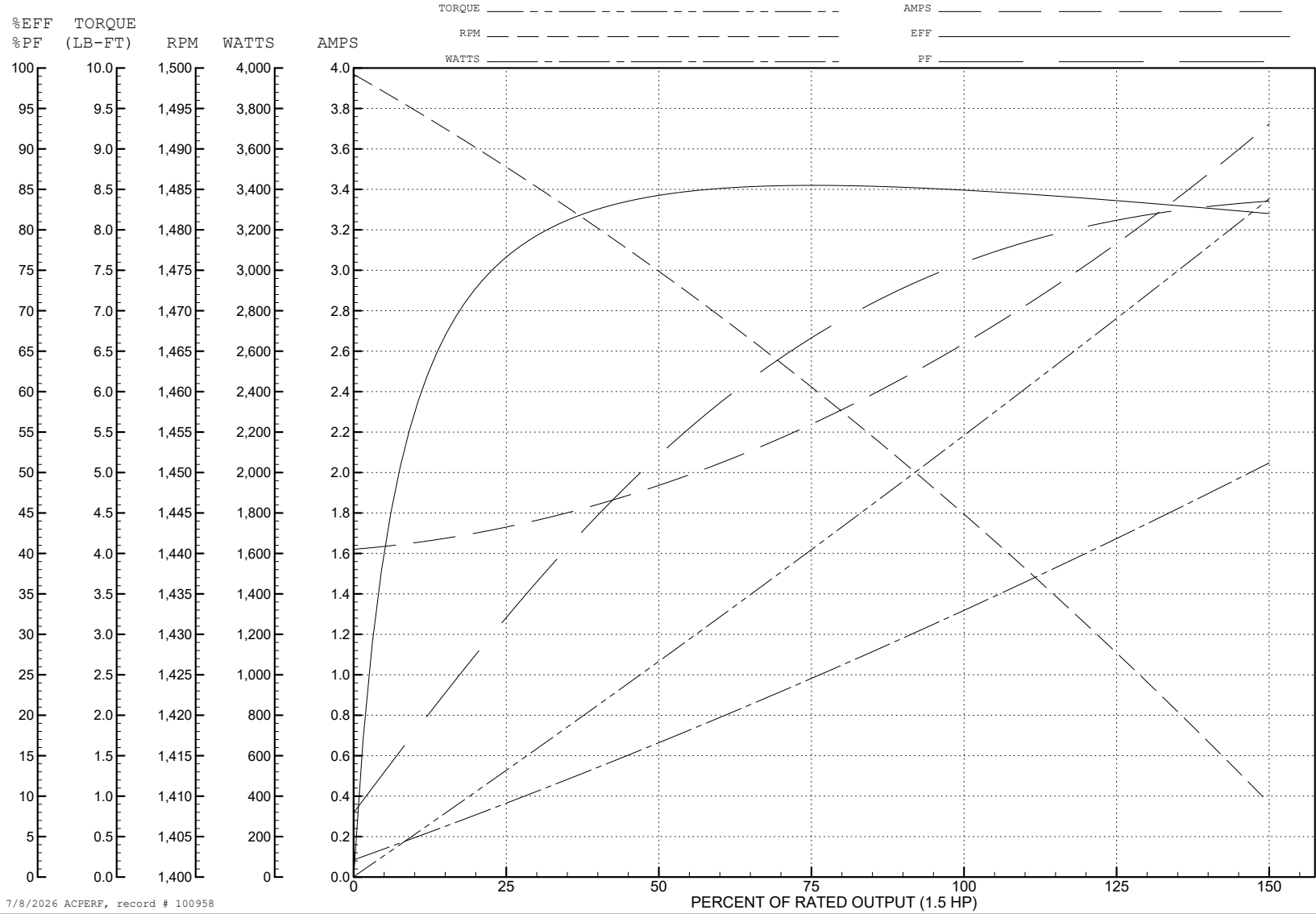
ABB Motors and Mechanical Inc.

WINDING # 35WGZ801

1.5 HP 3 PH 50 HZ 1445 RPM 380 V 3526M

Typical performance - not guaranteed values.

TORQUES (LB-FT): PO=20.8 PU=16.9 LR=18.1 LRA=19

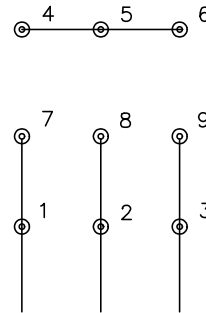


7/8/2026 ACPERF, record # 100958

CD0005



LOW VOLTAGE
(2Y)



LINE

HIGH VOLTAGE
(1Y)



LINE

NOTES:

1. INTERCHANGE ANY TWO LINE LEADS TO REVERSE ROTATION.
2. OPTIONAL THERMOSTATS ARE PROVIDED WHEN SPECIFIED.
3. ACTUAL NUMBER OF INTERNAL PARALLEL CIRCUITS MAY BE A MULTIPLE OF THOSE SHOWN ABOVE.
4. LEAD COLORS ARE OPTIONAL. LEADS MUST ALWAYS BE NUMBERED AS SHOWN.

CD0005

REV. DESC: REVISE TO SHOW OPTIONAL COLORS

REV. LTR: E BY: JLP REVISED: 01/19/99 10:15 TDR: 0171435

500000

FILE: AAA00005140

MDL: -

MTL: -

BALDOR ELECTRIC Co.

3PH, DV, 9 LEADS