ABB BALDOR RELIANCE

Customer information packet

GDM4104T

30HP, 1760RPM, 3PH, 60HZ, 286TZ, 0964M, TEFC, F
Class - None
Division - Not Applicable

Copyright © All product information within this document is subject to ABB Motors and Mechanical Inc. copyright © protection, unless otherwise noted.
11/24/2026 8:28:21 AM

Specifications

Enclosure	TEFC
Frame	286TZ
Frame Material	Iron
Frequency	60.00 Hz
Haz Area Class and Group	None
Haz Area Division	Not Applicable
Motor Letter Type	Three Phase
Output @ Frequency	30.000 HP @ 60 HZ
Phase	3
Synchronous Speed @ Frequency	1800 RPM @ 60 HZ
Voltage @ Frequency	230.0 V @ 60 HZ
	460.0 V @ 60 HZ
Agency Approvals	CSA
	UR
Ambient Temperature	40 °C
Auxiliary Box	NO AUXILLARY BOX
Auxiliary Box Lead Termination	None
Base Indicator	Rigid
Bearing Grease Type	Polyrex EM (-20F +300F)
Blower	None
Current @ Voltage	77.400 A @ 208.0 V
	72.000 A @ 230.0 V
	36.000 A @ 460.0 V
Design Code	B
Drip Cover	No Drip Cover
Duty Rating	CONT
Efficiency @ 100% Load	92.4 %
Electrically Isolated Bearing	Not Electrically Isolated
Feedback Device	NO FEEDBACK
Front Face Code	Standard
Front Shaft Indicator	None
Heater Indicator	No Heater

Part Detail

Revision	G
Type	AC
Mech. spec.	09K981
Base	
Status	INA/A
Elec. spec.	09WGY208
Layout	09LYK981
Eff. date	09-01-2020
CD Diagram	CD0005
Poles	04
Leads	9#10 72" long Y
Proprietary	False
Created date	12-03-2013

High Voltage Full Load Amps	36.0 a
Insulation Class	F
Inverter Code	Not Inverter
KVA Code	H
Lifting Lugs	Standard Lifting Lugs
Locked Bearing Indicator	Locked Bearing
Motor Lead Exit	Ko Box
Motor Lead Quantity/Wire Size	9 @ 10 AWG
Motor Lead Termination	Flying Leads
Motor Standards	NEMA
Motor Type	0964M
Mounting Arrangement	F1
Number of Poles	4
Overall Length	26.93 IN
Power Factor	84
Product Family	General Purpose
Pulley End Bearing Type	Ball
Pulley Face Code	Standard
Pulley Shaft Indicator	Standard
Rodent Screen	None
Service Factor	1.15
Shaft Diameter	1.875 IN
Shaft Extension Location	Pulley End
Shaft Ground Indicator	No Shaft Grounding
Shaft Rotation	Reversible
Shaft Slinger Indicator	Shaft Slinger
Speed	1760 rpm
Speed Code	Single Speed
Starting Method	Direct on line
Thermal Device - Bearing	None
Thermal Device - Winding	None
Vibration Sensor Indicator	No Vibration Sensor
Winding Thermal 1	None
Winding Thermal 2	None

Nameplate

NP1279L									
CAT.NO.	GDM4104T								
SPEC.	09K981Y208H2								
HP	30								
VOLTS	230/460								
AMP	72/36								
RPM	1760								
FRAME	286TZ	**HZ**	60		**PH**	3			
SER.F.	1.15	**CODE**	H	**DES**	B	**CL**	F		
NEMA-NOM-EFF	92.4	**PF**	84						
RATING	40C AMB-CONT								
CC									
DE	6311	**ODE**	6208						
ENCL	TEFC	**SN**							

Accessories

Part number	Description	Multiplier
09-1310	C FACE KIT	A8

AC Induction Motor Performance Data
Record # 1900
Typical performance - not guaranteed values

Winding: 09WGY208-R001	**Type:** 0964M	**Enclosure:** TEFC

Nameplate Data				**460 V, 60 Hz: High Voltage Connection**	
Rated Output (HP)			30	**Full Load Torque**	88.9 LB-FT
Volts			230/460	**Start Configuration**	direct on line
Full Load Amps			72/36	**Breakdown Torque**	270 LB-FT
R.P.M.			1760	**Pull-up Torque**	117 LB-FT
Hz	60	**Phase**	3	**Locked-rotor Torque**	192 LB-FT
NEMA Design Code	B	**KVA Code**	H	**Starting Current**	259 A
Service Factor (S.F.)			1.15	**No-load Current**	12.7 A
NEMA Nom. Eff.	92.4	**Power Factor**	84	**Line-line Res. @ 25ºC**	0.257 Ω
Rating - Duty			40C AMB-CONT	**Temp. Rise @ Rated Load**	68°C
S.F. Amps				**Temp. Rise @ S.F. Load**	84°C
				Locked-rotor Power Factor	30
				Rotor inertia	2.8 LB-FT2

Load Characteristics 460 V, 60 Hz, 30 HP

% of Rated Load	**25**	**50**	**75**	**100**	**125**	**150**	**S.F.**
Power Factor	51	73	81	84	86	86	85
Efficiency	88.9	92.7	93.2	92.8	92	90.9	92.3
Speed	1791	1782	1772	1761	1749	1736	1754
Line amperes	15	20.7	27.5	35.8	44.1	53.4	40.78

ABB Motors and Mechanical Inc.

WINDING # 09WGY208

30 HP 3 PH 60 HZ 1760 RPM 460 V 0964M

Typical performance - not guaranteed values.

TORQUES(LB-FT): PO=270 PU=117 LR=192 LRA=259

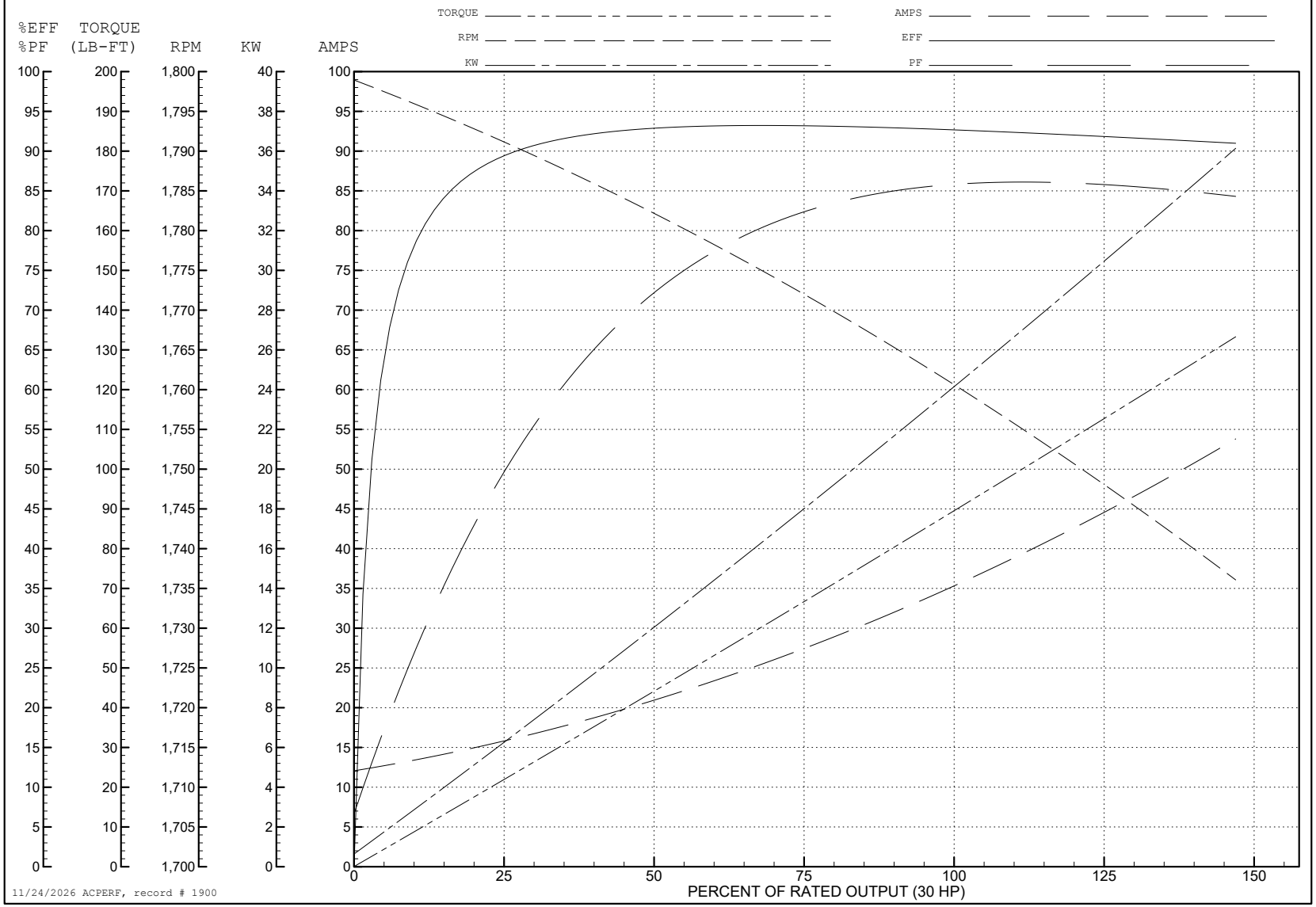

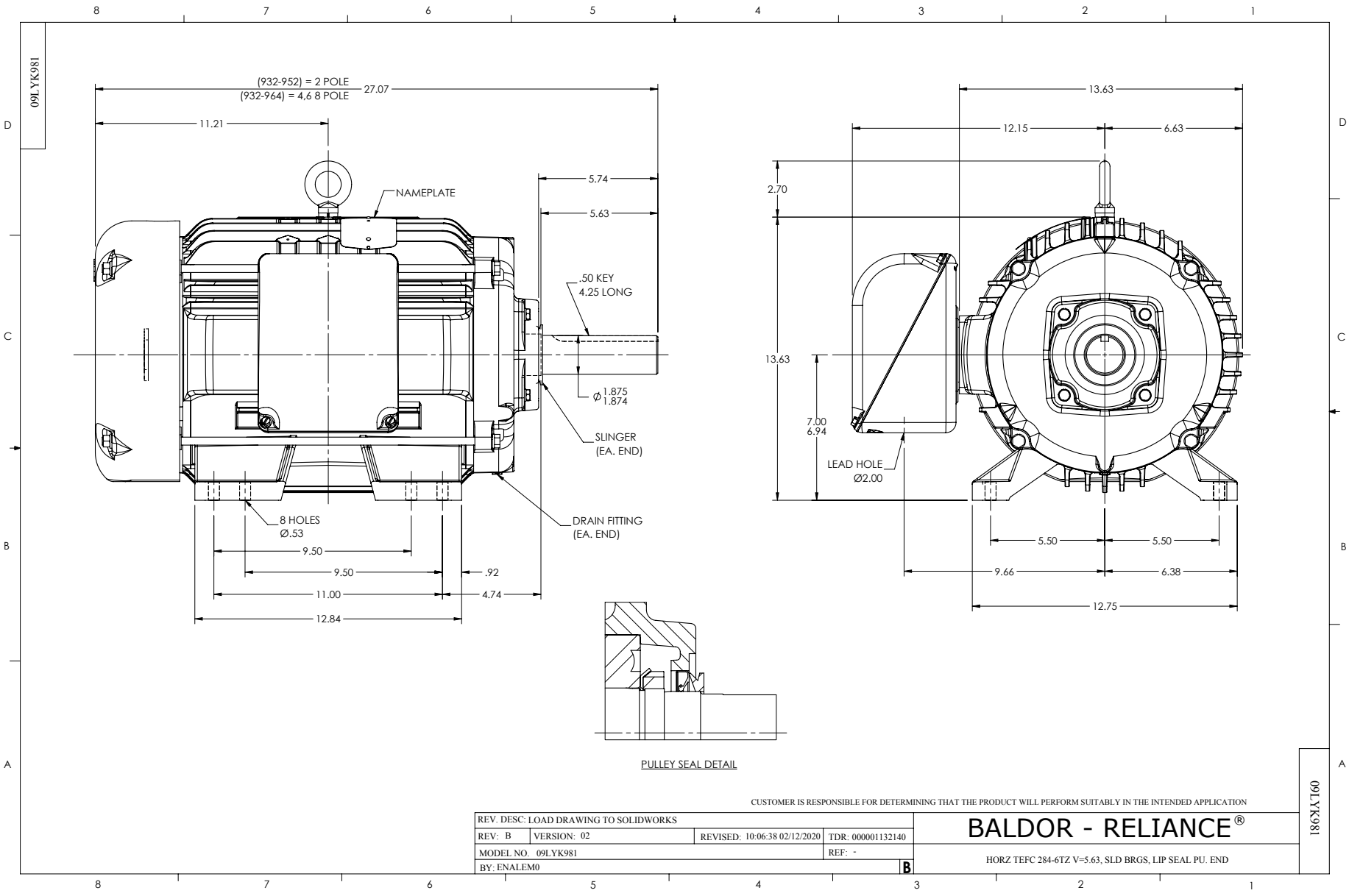
09LYK981
(932-952) = 2 POLE
(932-964) = 4,6 8 POLE
27.07
11.21
NAMEPLATE
5.74
5.63
.50 KEY
4.25 LONG
Ø 1.875
1.874
SLINGER
(EA. END)
DRAIN FITTING
(EA. END)
8 HOLES
Ø.53
9.50
9.50
.92
11.00
4.74
12.84
13.63
12.15
6.63
2.70
13.63
7.00
6.94
LEAD HOLE
Ø2.00
5.50
5.50
9.66
6.38
12.75
PULLEY SEAL DETAIL
CUSTOMER IS RESPONSIBLE FOR DETERMINING THAT THE PRODUCT WILL PERFORM SUITABLY IN THE INTENDED APPLICATION
REV. DESC: LOAD DRAWING TO SOLIDWORKS
REV: B
VERSION: 02
REVISED: 10:06:38 02/12/2020
TDR: 000001132140
MODEL NO. 09LYK981
REF: -
BY: ENALEM0
B
BALDOR - RELIANCE®
HORZ TEFC 284-6TZ V=5.63, SLD BRGS, LIP SEAL PU. END
09LYK981

CD0005

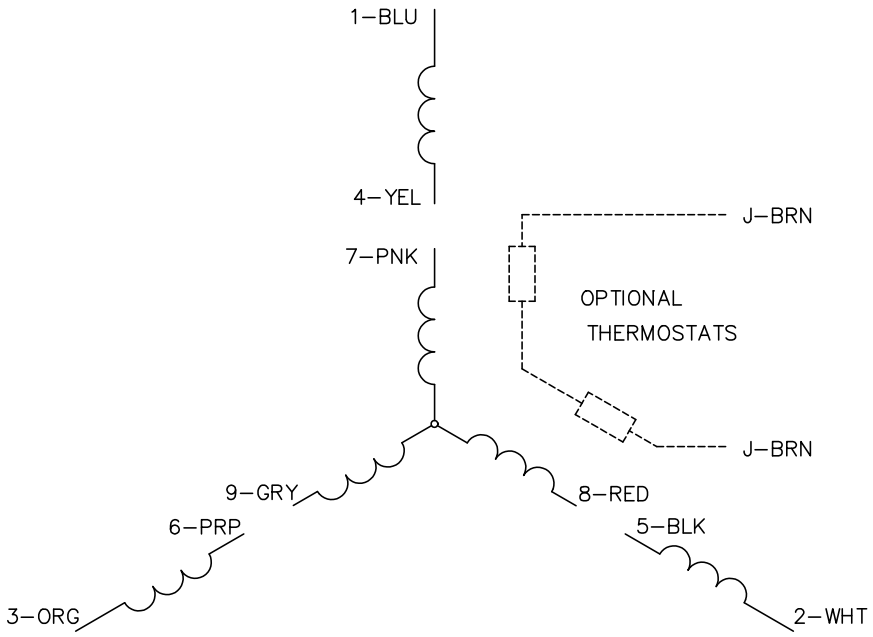

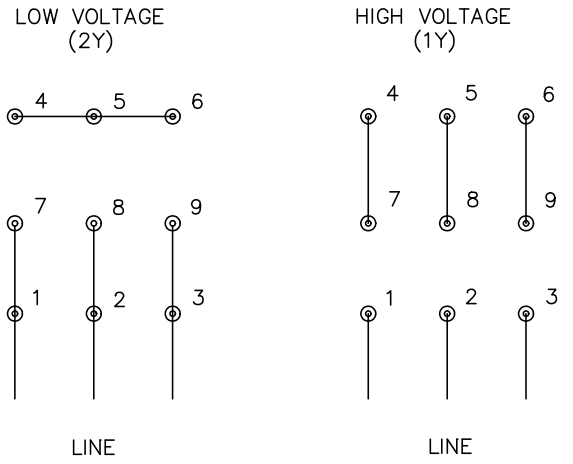

NOTES:

1. INTERCHANGE ANY TWO LINE LEADS TO REVERSE ROTATION.
2. OPTIONAL THERMOSTATS ARE PROVIDED WHEN SPECIFIED.
3. ACTUAL NUMBER OF INTERNAL PARALLEL CIRCUITS MAY BE A MULTIPLE OF THOSE SHOWN ABOVE.
4. LEAD COLORS ARE OPTIONAL. LEADS MUST ALWAYS BE NUMBERED AS SHOWN.

CD0005

REV. DESC: REVISE TO SHOW OPTIONAL COLORS			BALDOR ELECTRIC Co.
REV. LTR: E	BY: JLP	REVISED: 01/19/99 10:15	TDR: 0171435
CD0005		FILE: AAA00005140	MDL: –
		MTL: –	3PH, DV, 9 LEADS