ABB BALDOR RELIANCE

Customer information packet

FDEM3610T

3HP, 3450RPM, 3PH, 60HZ, 182T, 3540M, TEFC, F1
Class - None
Division - Not Applicable

Copyright © All product information within this document is subject to ABB Motors and Mechanical Inc. copyright © protection, unless otherwise noted.
11/24/2026 4:03:49 PM

Specifications

Enclosure	TEFC
Frame	182T
Frame Material	Steel
Frequency	60.00 Hz
Haz Area Class and Group	None
Haz Area Division	Not Applicable
Motor Letter Type	Three Phase
Output @ Frequency	3.000 HP @ 60 HZ
Phase	3
Synchronous Speed @ Frequency	3600 RPM @ 60 HZ
Voltage @ Frequency	460.0 V @ 60 HZ
	230.0 V @ 60 HZ
Agency Approvals	CSA
	CSA EEV
	UR
Ambient Temperature	40 °C
Auxiliary Box	NO AUXILLARY BOX
Auxiliary Box Lead Termination	None
Base Indicator	Rigid
Bearing Grease Type	Polyrex EM (-20F +300F)
Blower	None
Current @ Voltage	7.000 A @ 230.0 V
	7.700 A @ 208.0 V
	3.500 A @ 460.0 V
Design Code	B
Drip Cover	No Drip Cover
Duty Rating	CONT
Efficiency @ 100% Load	87.5 %
Electrically Isolated Bearing	Not Electrically Isolated
Feedback Device	NO FEEDBACK
Front Face Code	Standard
Front Shaft Indicator	None

Part Detail

Revision	K
Type	AC
Mech. spec.	35E3202
Base	
Status	PRD/A
Elec. spec.	35WGQ130
Layout	35LYE3202
Eff. date	01-05-2026
CD Diagram	CD0005
Poles	02
Leads	9#18
Proprietary	False
Created date	06-17-2015

Heater Indicator	No Heater
High Voltage Full Load Amps	3.5 a
Insulation Class	F
Inverter Code	Inverter Ready
KVA Code	M
Lifting Lugs	No Lifting Lugs
Locked Bearing Indicator	No Locked Bearing
Motor Lead Exit	Ko Box
Motor Lead Quantity/Wire Size	9 @ 18 AWG
Motor Lead Termination	Flying Leads
Motor Standards	NEMA
Motor Type	3540M
Mounting Arrangement	F1
Number of Poles	2
Overall Length	16.52 IN
Power Factor	92
Product Family	General Purpose
Pulley End Bearing Type	Sealed Bearing
Pulley Face Code	Standard
Pulley Shaft Indicator	Standard
Rodent Screen	None
RoHS Status	ROHS COMPLIANT
Service Factor	1.15
Shaft Diameter	1.125 IN
Shaft Extension Location	Pulley End
Shaft Ground Indicator	No Shaft Grounding
Shaft Rotation	Reversible
Shaft Slinger Indicator	Shaft Slinger
Speed	3450 rpm
Speed Code	Single Speed
Starting Method	Direct on line
Thermal Device - Bearing	None
Thermal Device - Winding	None
Vibration Sensor Indicator	No Vibration Sensor

Winding Thermal 1	None
Winding Thermal 2	None

Nameplate

	NP3126L											
CAT.NO.	FDEM3610T											
SPEC.	35E3202Q130G1											
HP	3											
VOLTS	230/460											
AMP	7/3.5											
RPM	3450											
FRAME	182T		**HZ**	60			**PH**	3				
SER.F.	1.15	**CODE**	M	**DES**	B	**CL**	F					
NEMA-NOM-EFF	87.5	**PF**	92									
RATING	40C AMB-CONT											
CC	010A											
DE	6206		**ODE**	6203								
ENCL	TEFC	**SN**										

R

AC Induction Motor Performance Data
Record # 53553
Typical performance - not guaranteed values

Winding: 35WGQ130-R059	**Type:** 3540M	**Enclosure:** TEFC

Nameplate Data				**460 V, 60 Hz: High Voltage Connection**	
Rated Output (HP)			3	**Full Load Torque**	4.59 LB-FT
Volts			230/460	**Start Configuration**	direct on line
Full Load Amps			7/3.5	**Breakdown Torque**	20.5 LB-FT
R.P.M.			3450	**Pull-up Torque**	9.62 LB-FT
Hz	60	**Phase**	3	**Locked-rotor Torque**	18.2 LB-FT
NEMA Design Code	B	**KVA Code**	M	**Starting Current**	39.19 A
Service Factor (S.F.)			1.15	**No-load Current**	1.14 A
NEMA Nom. Eff.	87.5	**Power Factor**	92	**Line-line Res. @ 25ºC**	4.032 Ω
Rating - Duty			40C AMB-CONT	**Temp. Rise @ Rated Load**	58°C
S.F. Amps				**Temp. Rise @ S.F. Load**	71°C
				Locked-rotor Power Factor	44
				Rotor inertia	0.111 LB-FT2

Load Characteristics 460 V, 60 Hz, 3 HP

% of Rated Load	**25**	**50**	**75**	**100**	**125**	**150**	**S.F.**
Power Factor	60	81	88	92	94	93	93
Efficiency	82.6	87.7	88.3	87.6	86.3	84.4	86.8
Speed	3564	3536	3506	3474	3439	3399	3453
Line amperes	1.46	2.04	2.74	3.53	4.38	5.34	4.04

ABB Motors and Mechanical Inc.

WINDING # 35WGQ130

3 HP 3 PH 60 HZ 3450 RPM 460 V 3540M

Typical performance - not guaranteed values.

TORQUES(LB-FT): PO=20.5 PU=9.62 LR=18.2 LRA=39.19

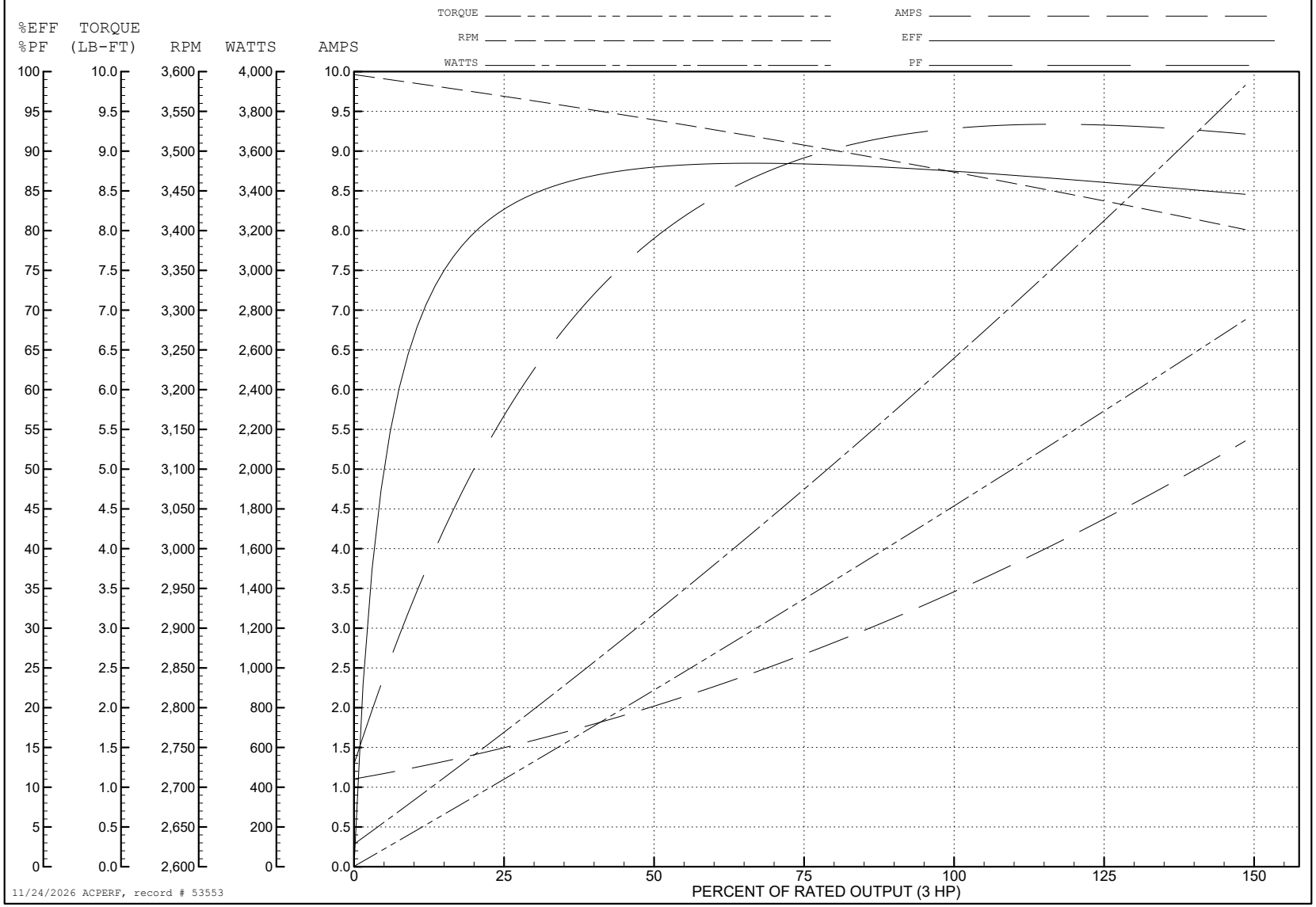

11/24/2026 ACPERF, record # 53553

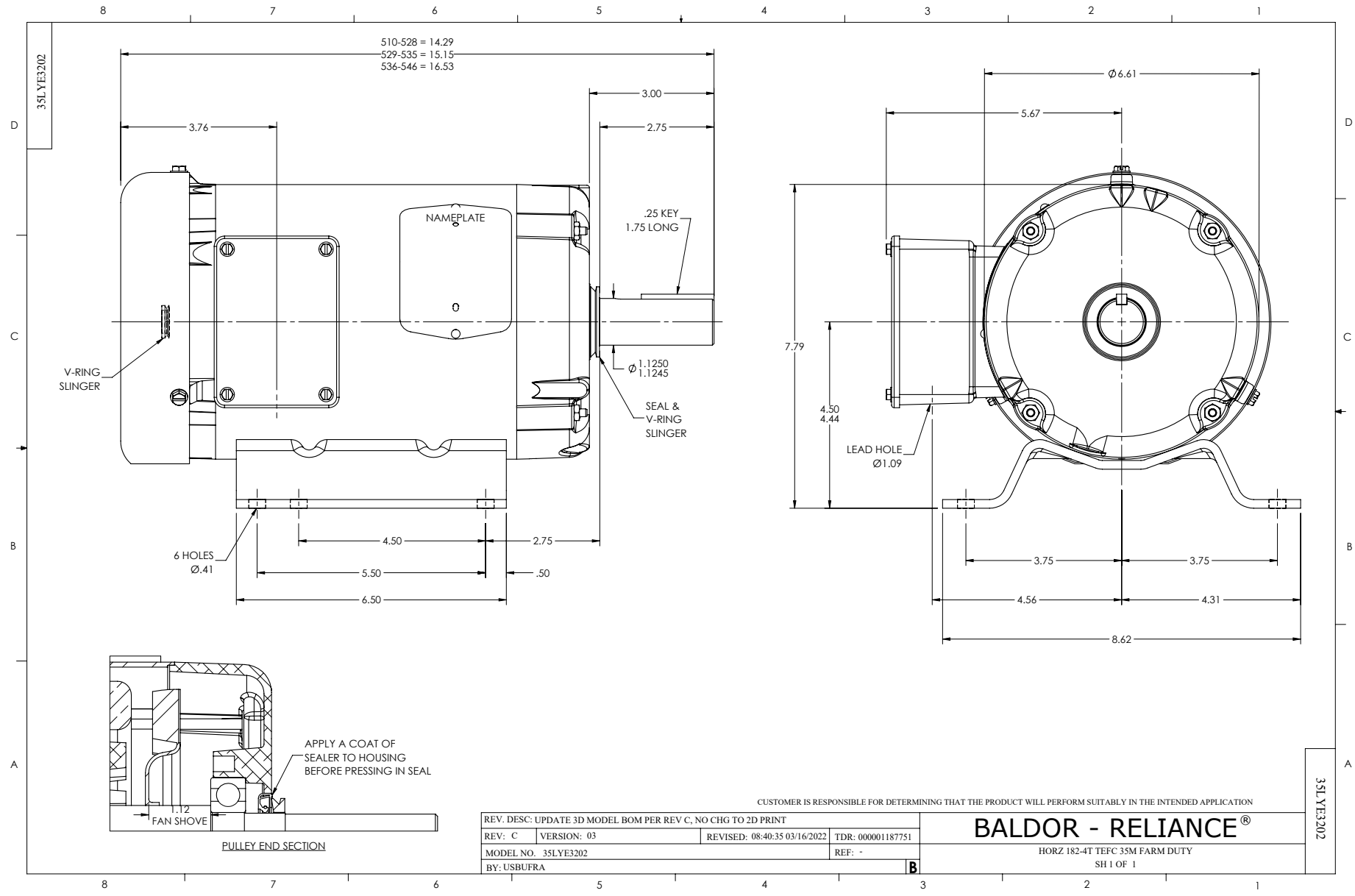
35LYE3202
510-528 = 14.29
529-535 = 15.15
536-546 = 16.53
3.00
3.76
2.75
NAMEPLATE
.25 KEY
1.75 LONG
V-RING
SLINGER
Ø1.1250
1.1245
SEAL &
V-RING
SLINGER
6 HOLES
Ø.41
4.50
2.75
5.50
.50
6.50
Ø6.61
5.67
7.79
4.50
4.44
LEAD HOLE
Ø1.09
3.75
3.75
4.56
4.31
8.62
APPLY A COAT OF
SEALER TO HOUSING
BEFORE PRESSING IN SEAL
1.12
FAN SHOVE
PULLEY END SECTION
CUSTOMER IS RESPONSIBLE FOR DETERMINING THAT THE PRODUCT WILL PERFORM SUITABLY IN THE INTENDED APPLICATION
REV. DESC: UPDATE 3D MODEL BOM PER REV C, NO CHG TO 2D PRINT
REV: C
VERSION: 03
REVISED: 08:40:35 03/16/2022
TDR: 000001187751
MODEL NO. 35LYE3202
REF: -
BY: USBUFRA
B
BALDOR - RELIANCE®
HORZ 182-4T TEFC 35M FARM DUTY
SH 1 OF 1
35LYE3202

CD0005

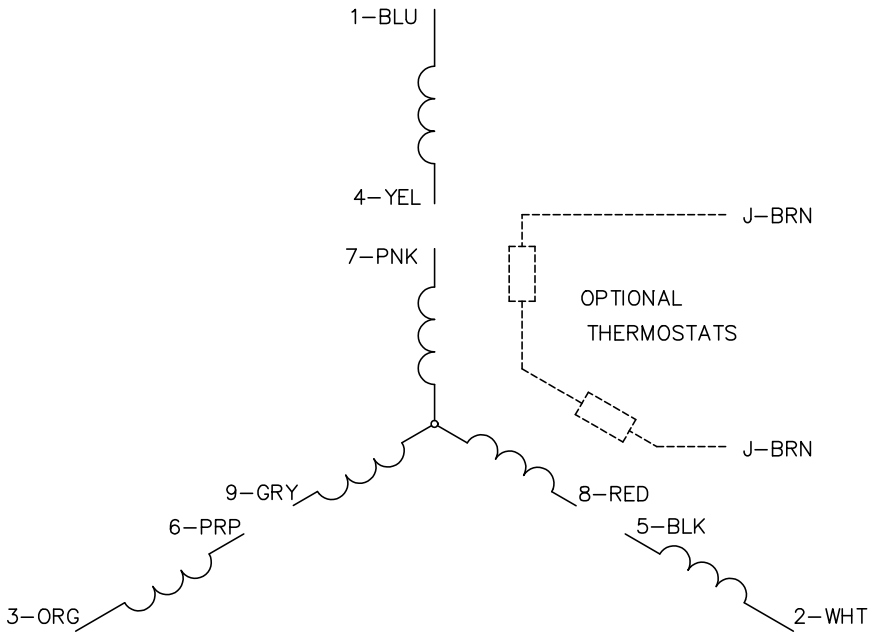

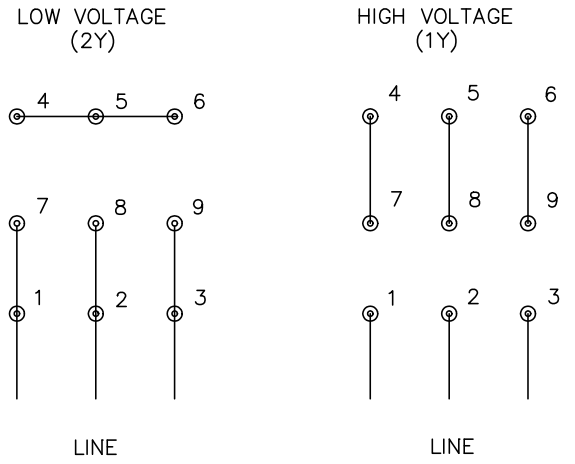

NOTES:

1. INTERCHANGE ANY TWO LINE LEADS TO REVERSE ROTATION.
2. OPTIONAL THERMOSTATS ARE PROVIDED WHEN SPECIFIED.
3. ACTUAL NUMBER OF INTERNAL PARALLEL CIRCUITS MAY BE A MULTIPLE OF THOSE SHOWN ABOVE.
4. LEAD COLORS ARE OPTIONAL. LEADS MUST ALWAYS BE NUMBERED AS SHOWN.

CD0005

REV. DESC: REVISE TO SHOW OPTIONAL COLORS			BALDOR ELECTRIC Co.
REV. LTR: E	BY: JLP	REVISED: 01/19/99 10:15	TDR: 0171435
CD0005		FILE: AAA00005140	MDL: –
		MTL: –	3PH, DV, 9 LEADS