

# ABB BALDOR RELIANCE III

---

## Customer information packet

EM7172T

5//3HP, 3480//2900RPM, 3PH, 60//50HZ, 184T, 0

Class - CLI GP D; CLII GP F,G

Division - Division I

**Specifications**

<b>Enclosure</b>	XPFC
<b>Frame</b>	184T
<b>Frame Material</b>	Iron
<b>Frequency</b>	50.00 Hz 60.00 Hz
<b>Haz Area Class and Group</b>	CLI GP D; CLII GP F,G
<b>Haz Area Division</b>	Division I
<b>Motor Letter Type</b>	Three Phase
<b>Output @ Frequency</b>	3.000 HP @ 50 HZ 5.000 HP @ 60 HZ
<b>Phase</b>	3
<b>Synchronous Speed @ Frequency</b>	3600 RPM @ 60 HZ
<b>Voltage @ Frequency</b>	460.0 V @ 60 HZ 380.0 V @ 50 HZ 230.0 V @ 60 HZ 190.0 V @ 50 HZ
<b>Agency Approvals</b>	CSA CSA EEV UR
<b>Ambient Temperature</b>	40 °C
<b>Auxiliary Box</b>	NO AUXILLARY BOX
<b>Auxiliary Box Lead Termination</b>	None
<b>Base Indicator</b>	Rigid
<b>Bearing Grease Type</b>	Polyrex EM (-20F +300F)
<b>Blower</b>	None
<b>Current @ Voltage</b>	9.000 A @ 190.0 V 5.800 A @ 460.0 V 4.500 A @ 380.0 V 12.400 A @ 208.0 V 11.600 A @ 230.0 V
<b>Design Code</b>	A
<b>Drip Cover</b>	No Drip Cover

**Part Detail**

<b>Revision</b>	J
<b>Type</b>	AC
<b>Mech. spec.</b>	06J001
<b>Base</b>	
<b>Status</b>	PRD/A
<b>Elec. spec.</b>	06WGX782
<b>Layout</b>	06LYJ001
<b>Eff. date</b>	02-15-2024
<b>CD Diagram</b>	CD0005
<b>Poles</b>	02
<b>Leads</b>	9#16
<b>Proprietary</b>	False
<b>Created date</b>	05-07-2015

<b>Duty Rating</b>	CONT
<b>Efficiency @ 100% Load</b>	88.5 %
<b>Electrically Isolated Bearing</b>	Not Electrically Isolated
<b>Feedback Device</b>	NO FEEDBACK
<b>Front Face Code</b>	Standard
<b>Front Shaft Indicator</b>	None
<b>Haz Area Temp Code</b>	T3C
<b>Heater Indicator</b>	No Heater
<b>High Voltage Full Load Amps</b>	4.5 a
<b>Insulation Class</b>	B
<b>Inverter Code</b>	Not Inverter
<b>IP Rating</b>	NONE
<b>KVA Code</b>	L
<b>Lifting Lugs</b>	Standard Lifting Lugs
<b>Locked Bearing Indicator</b>	No Locked Bearing
<b>Motor Lead Exit</b>	Ko Box
<b>Motor Lead Quantity/Wire Size</b>	9 @ 16 AWG
<b>Motor Lead Termination</b>	Flying Leads
<b>Motor Standards</b>	NEMA
<b>Motor Type</b>	X0628M
<b>Mounting Arrangement</b>	F1
<b>Number of Poles</b>	2
<b>Overall Length</b>	17.56 IN
<b>Power Factor</b>	90
<b>Product Family</b>	General Purpose
<b>Pulley End Bearing Type</b>	Ball
<b>Pulley Face Code</b>	Standard
<b>Pulley Shaft Indicator</b>	Standard
<b>Rodent Screen</b>	None
<b>RoHS Status</b>	ROHS NON-COMPLIANT
<b>Service Factor</b>	1.00
<b>Shaft Diameter</b>	1.125 IN
<b>Shaft Extension Location</b>	Pulley End
<b>Shaft Ground Indicator</b>	No Shaft Grounding

<b>Shaft Rotation</b>	Reversible
<b>Shaft Slinger Indicator</b>	No Slinger
<b>Speed</b>	2900 rpm 3480 rpm
<b>Speed Code</b>	Single Speed
<b>Starting Method</b>	Direct on line
<b>Thermal Device - Bearing</b>	None
<b>Thermal Device - Winding</b>	Normally Closed Thermostat
<b>Vibration Sensor Indicator</b>	No Vibration Sensor
<b>Winding Thermal 1</b>	None
<b>Winding Thermal 2</b>	None

**Nameplate**

<b>NP1426XPSLEV</b>				
<b>NO.</b>		<b>CC</b>	010A	
<b>SER.</b>				
<b>SPEC.</b>	06J001X782G1			
<b>CAT.NO.</b>	EM7172T			
<b>HP</b>	5//3	<b>T. CODE</b>	T3C	
<b>VOLTS</b>	230/460//190/380			
<b>AMPS</b>	11.6/5.8//9/4.5			
<b>RPM</b>	3480//2900			
<b>HZ</b>	60//50	<b>PH</b>	3	<b>CL</b> B
<b>SER.F.</b>	1.00	<b>DES</b>	A	<b>CODE</b> L
<b>RATING</b>	40C AMB-CONT			
<b>FRAME</b>	184T	<b>NEMA-NOM-EFF</b>	88.5	
		<b>PF</b>	90	
<b>BLANK</b>				

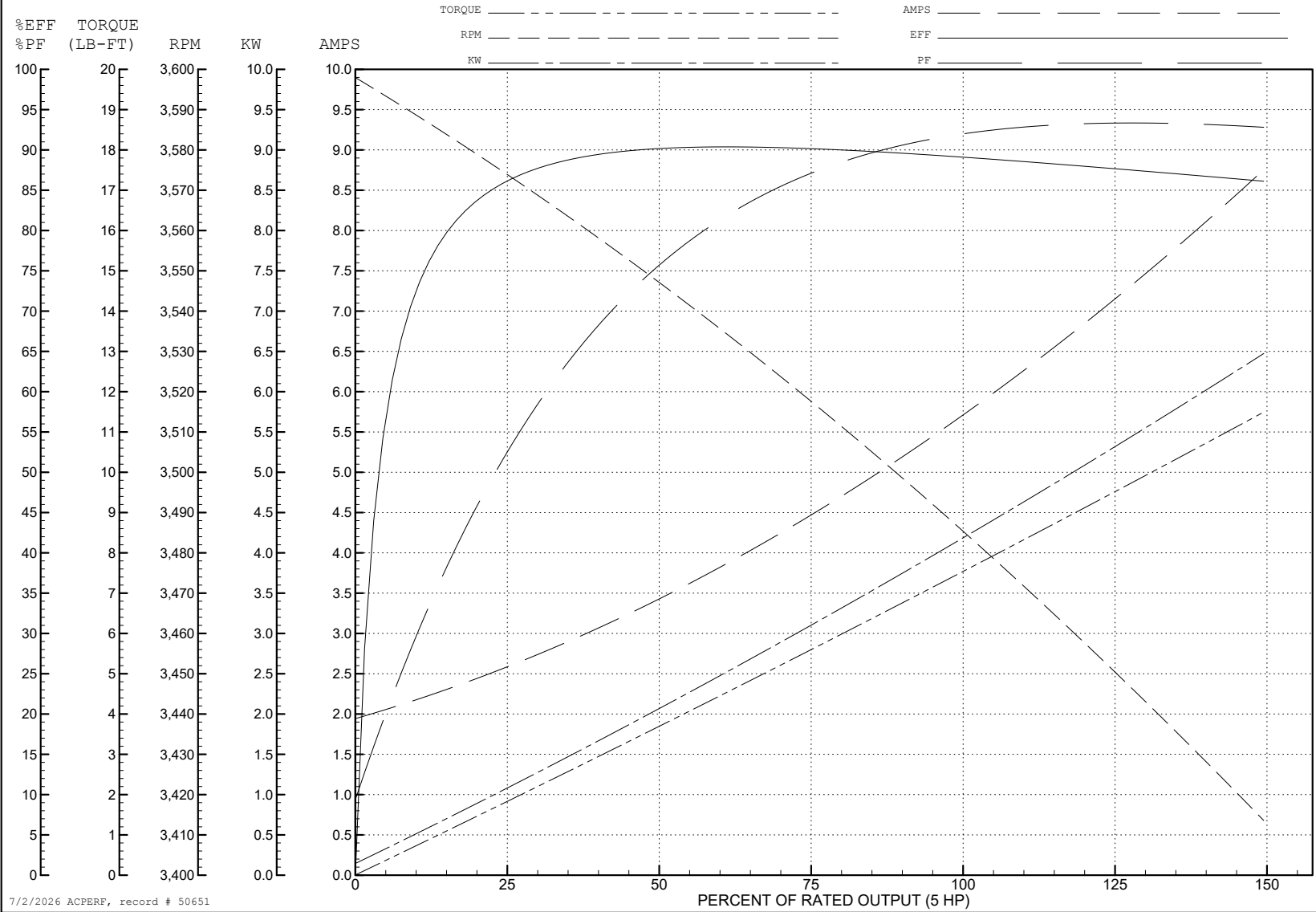
ABB Motors and Mechanical Inc.

WINDING # 06WGX782

5 HP 3 PH 60 HZ 3485 RPM 460 V 0628M

Typical performance - not guaranteed values.

TORQUES (LB-FT): PO=35.8 PU=23.1 LR=27.7 LRA=59.9



7/2/2026 ACPERF, record # 50651

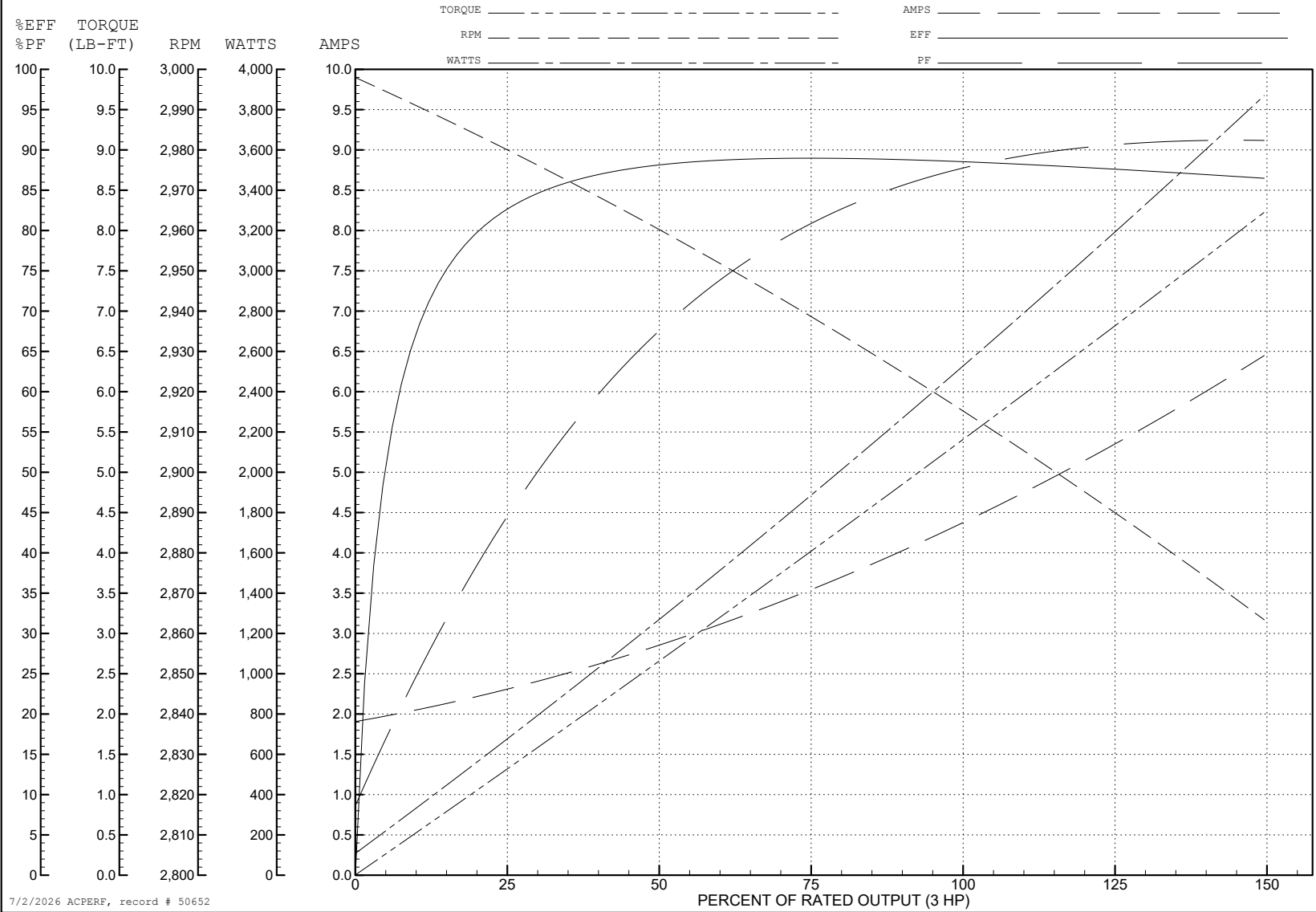
ABB Motors and Mechanical Inc.

WINDING # 06WGX782

3 HP 3 PH 50 HZ 2915 RPM 380 V 0628M

Typical performance - not guaranteed values.

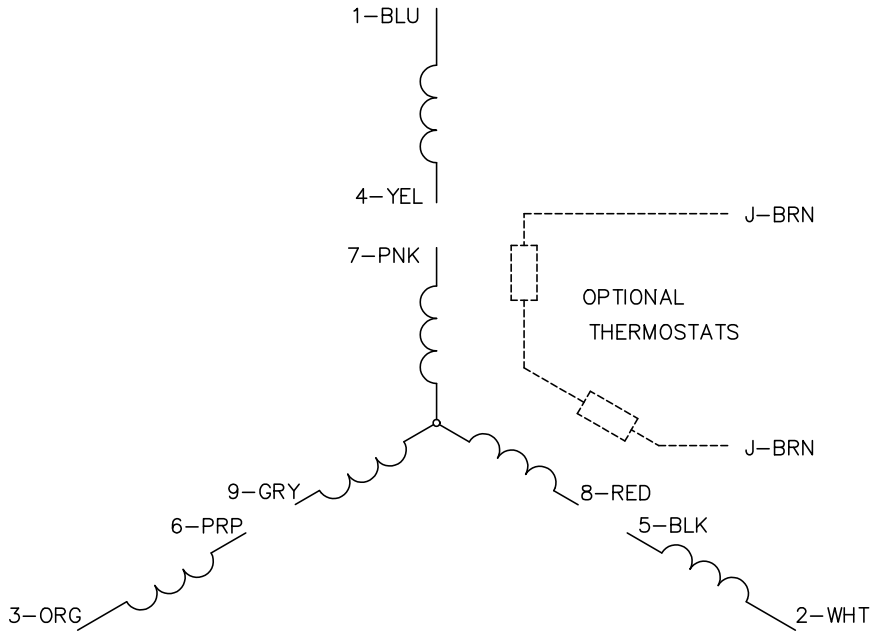
TORQUES (LB-FT): PO=33.1 PU=24 LR=28.8 LRA=56.2



7/2/2026 ACPERF, record # 50652



CD0005



LOW VOLTAGE  
(2Y)



LINE

HIGH VOLTAGE  
(1Y)



LINE

NOTES:

1. INTERCHANGE ANY TWO LINE LEADS TO REVERSE ROTATION.
2. OPTIONAL THERMOSTATS ARE PROVIDED WHEN SPECIFIED.
3. ACTUAL NUMBER OF INTERNAL PARALLEL CIRCUITS MAY BE A MULTIPLE OF THOSE SHOWN ABOVE.
4. LEAD COLORS ARE OPTIONAL. LEADS MUST ALWAYS BE NUMBERED AS SHOWN.

CD0005

REV. DESC: REVISE TO SHOW OPTIONAL COLORS

REV. LTR: E BY: JLP REVISED: 01/19/99 10:15 TDR: 0171435

900000

FILE: AAA00005140

MDL: -

MTL: -

**BALDOR ELECTRIC Co.**

3PH, DV, 9 LEADS