ABB BALDOR RELIANCE

Customer information packet

EM7072T-5

5HP, 3450RPM, 3PH, 60HZ, 184T, 3630M, XPFC, F1
Class - CLI GP D; CLII GP F,G
Division - Division I

Copyright © All product information within this document is subject to ABB Motors and Mechanical Inc. copyright © protection, unless otherwise noted.
11/25/2026 6:13:07 AM

Specifications

Enclosure	XPFC
Frame	184T
Frame Material	Steel
Frequency	60.00 Hz
Haz Area Class and Group	CLI GP D; CLII GP F,G
Haz Area Division	Division I
Motor Letter Type	Three Phase
Output @ Frequency	5.000 HP @ 60 HZ
Phase	3
Synchronous Speed @ Frequency	3600 RPM @ 60 HZ
Voltage @ Frequency	575.0 V @ 60 HZ
Agency Approvals	CSA
	CSA EEV
	UL
	UR
Ambient Temperature	40 °C
Auxiliary Box	NO AUXILLARY BOX
Auxiliary Box Lead Termination	None
Base Indicator	Rigid
Bearing Grease Type	Polyrex EM (-20F +300F)
Blower	None
Current @ Voltage	4.700 A @ 575.0 V
Design Code	A
Drip Cover	No Drip Cover
Duty Rating	CONT
Efficiency @ 100% Load	88.5 %
Electrically Isolated Bearing	Not Electrically Isolated
Feedback Device	NO FEEDBACK
Front Face Code	Standard
Front Shaft Indicator	None
Haz Area Temp Code	T3C
Heater Indicator	No Heater

Part Detail

Revision	R
Type	AC
Mech. spec.	36J536
Base	
Status	PRD/A
Elec. spec.	36WGS505
Layout	36LYJ536
Eff. date	02-15-2024
CD Diagram	CD0006
Poles	02
Leads	3#16
Proprietary	False
Created date	06-21-2010

High Voltage Full Load Amps	4.7 a
Insulation Class	B
Inverter Code	Not Inverter
KVA Code	L
Lifting Lugs	No Lifting Lugs
Locked Bearing Indicator	No Locked Bearing
Motor Lead Exit	Ko Box
Motor Lead Quantity/Wire Size	3 @ 16 AWG
Motor Lead Termination	Flying Leads
Motor Standards	NEMA
Motor Type	3630M
Mounting Arrangement	F1
Number of Poles	2
Overall Length	18.12 IN
Power Factor	91
Product Family	General Purpose
Pulley End Bearing Type	Ball
Pulley Face Code	Standard
Pulley Shaft Indicator	Standard
Rodent Screen	None
Service Factor	1.00
Shaft Diameter	1.125 IN
Shaft Extension Location	Pulley End
Shaft Ground Indicator	No Shaft Grounding
Shaft Rotation	Reversible
Shaft Slinger Indicator	No Slinger
Speed	3450 rpm
Speed Code	Single Speed
Starting Method	Direct on line
Thermal Device - Bearing	None
Thermal Device - Winding	None
Vibration Sensor Indicator	No Vibration Sensor
Winding Thermal 1	None
Winding Thermal 2	None

Nameplate

NP1426XPSLEV							
NO.		**CC**	010A				
SER.							
SPEC.	36J536S505G1						
CAT.NO.	EM7072T-5						
HP	5	**T. CODE**	T3C				
VOLTS	575						
AMPS	4.7						
RPM	3450						
HZ	60	**PH**	3	**CL**	B		
SER.F.	1.00	**DES**	A	**CODE**	L		
RATING	40C AMB-CONT						
FRAME	184T	**NEMA-NOM-EFF**	88.5				
		PF	91				
BLANK							

AC Induction Motor Performance Data
Record # 36909
Typical performance - not guaranteed values

Winding: 36WGS505-R002	**Type:** 3630M	**Enclosure:** XPFC

Nameplate Data				**575 V, 60 Hz: Single Voltage Motor**	
Rated Output (HP)			5	**Full Load Torque**	7.64 LB-FT
Volts			575	**Start Configuration**	direct on line
Full Load Amps			4.7	**Breakdown Torque**	33.7 LB-FT
R.P.M.			3450	**Pull-up Torque**	23.5 LB-FT
Hz	60	**Phase**	3	**Locked-rotor Torque**	27.5 LB-FT
NEMA Design Code	A	**KVA Code**	L	**Starting Current**	45.7 A
Service Factor (S.F.)			1	**No-load Current**	1.34 A
NEMA Nom. Eff.	88.5	**Power Factor**	91	**Line-line Res. @ 25ºC**	3.58 Ω
Rating - Duty			40C AMB-CONT	**Temp. Rise @ Rated Load**	72°C
				Locked-rotor Power Factor	45
				Rotor inertia	0.134 LB-FT2

Load Characteristics 575 V, 60 Hz, 5 HP

% of Rated Load	**25**	**50**	**75**	**100**	**125**	**150**
Power Factor	63	81	88	91	93	93
Efficiency	83.2	88.4	89.1	88.3	87	85.8
Speed	3569	3537	3504	3466	3428	3385
Line amperes	1.79	2.61	3.58	4.68	5.81	7.05

ABB Motors and Mechanical Inc.

WINDING # 36WGS505

5 HP 3 PH 60 HZ 3450 RPM 575 V 3630M

Typical performance - not guaranteed values.

TORQUES(LB-FT): PO=33.7 PU=23.5 LR=27.5 LRA=45.7

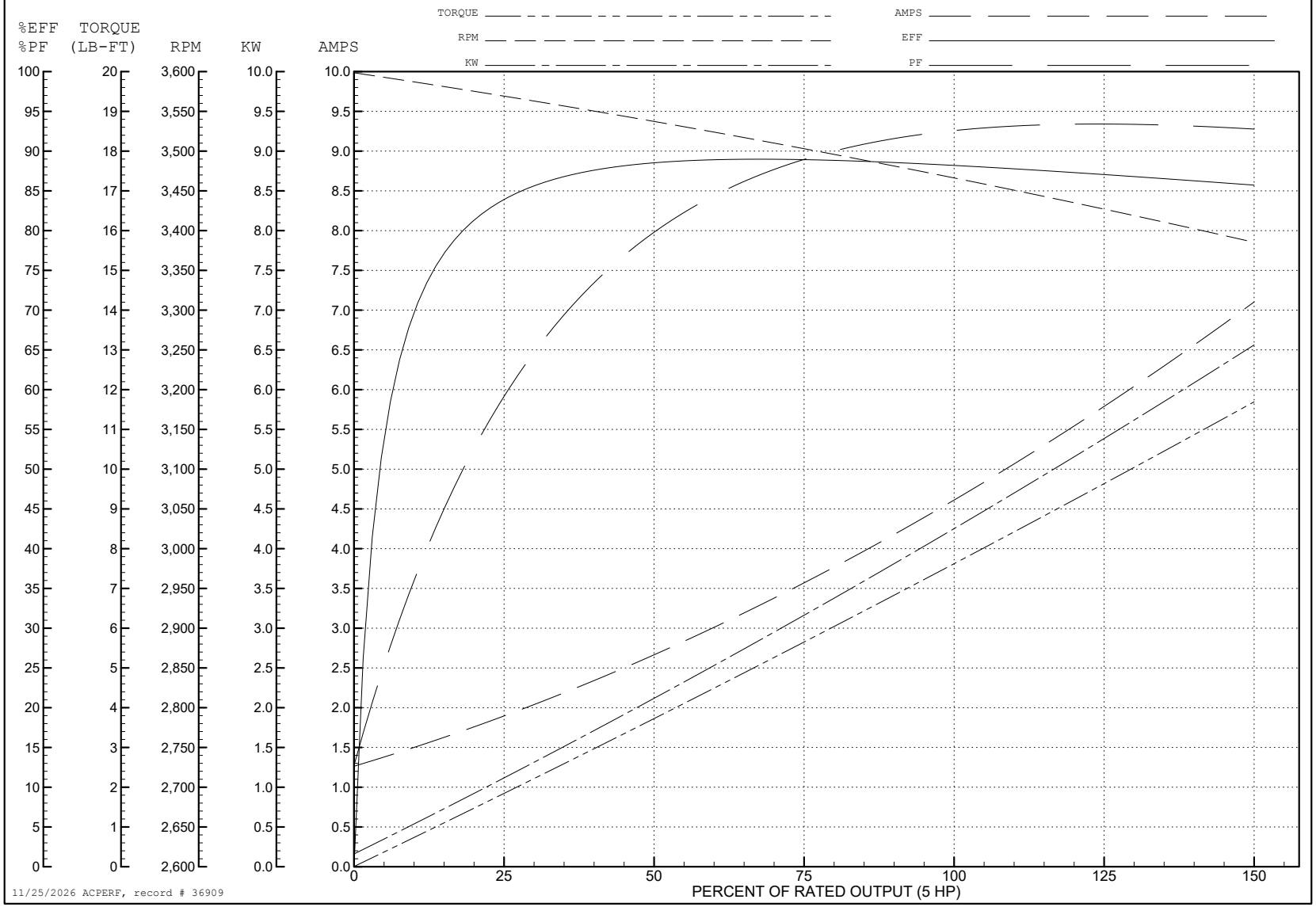

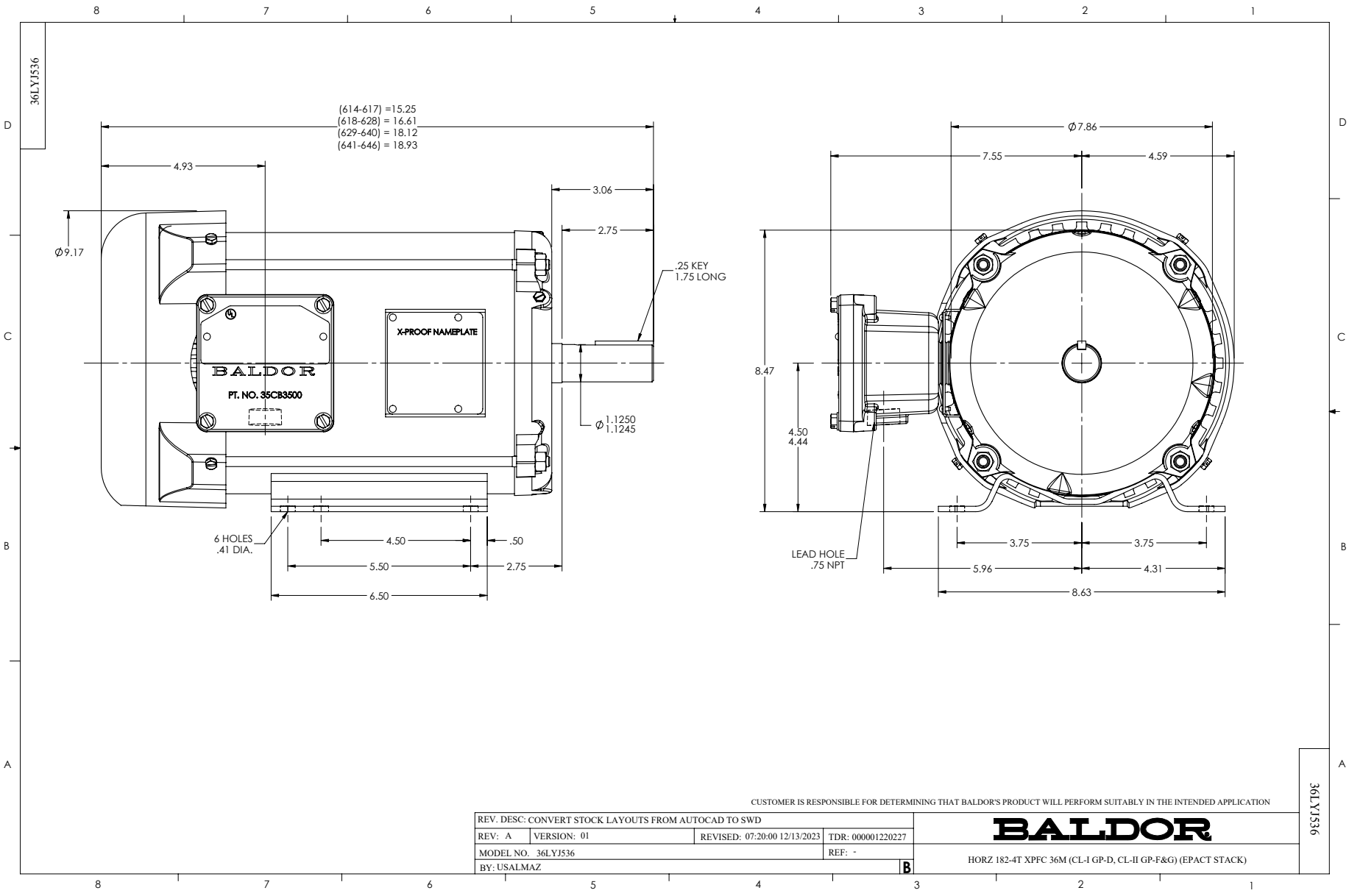
36LYJ536
(614-617) =15.25
(618-628) = 16.61
(629-640) = 18.12
(641-646) = 18.93
4.93
3.06
2.75
Ø9.17
.25 KEY
1.75 LONG
X-PROOF NAMEPLATE
BALDOR
PT. NO. 35CB3500
Ø 1.1250
1.1245
6 HOLES
.41 DIA.
4.50
.50
5.50
2.75
6.50
Ø7.86
7.55
4.59
8.47
4.50
4.44
LEAD HOLE
.75 NPT
3.75
3.75
5.96
4.31
8.63
CUSTOMER IS RESPONSIBLE FOR DETERMINING THAT BALDOR'S PRODUCT WILL PERFORM SUITABLY IN THE INTENDED APPLICATION
REV. DESC: CONVERT STOCK LAYOUTS FROM AUTOCAD TO SWD
REV: A
VERSION: 01
REVISED: 07:20:00 12/13/2023
TDR: 000001220227
MODEL NO. 36LYJ536
REF: -
BY: USALMAZ
B
BALDOR
HORZ 182-4T XPFC 36M (CL-I GP-D, CL-II GP-F&G) (EPACT STACK)
36LYJ536

CD0006

TYPICAL WYE–CONNECTED MOTOR

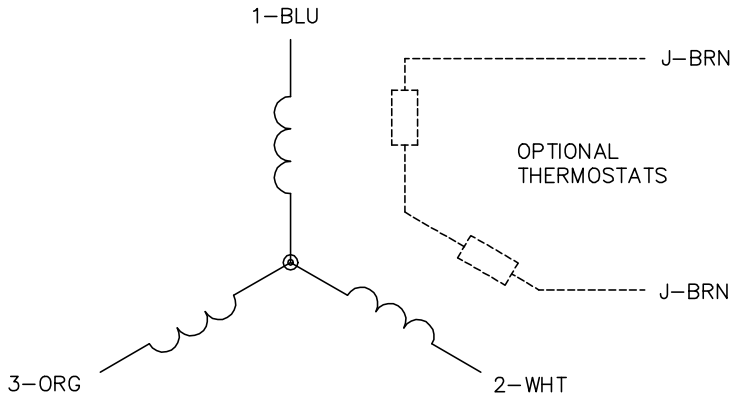

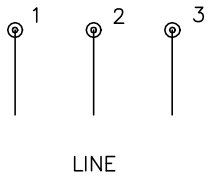

TYPICAL DELTA–CONNECTED MOTOR

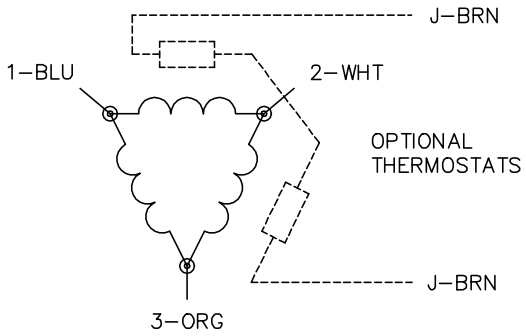

NOTES:

1. THREE LEAD MOTOR MAY BE EITHER WYE CONNECTED OR DELTA CONNECTED.
2. INTERCHANGE ANY TWO LINE LEADS TO REVERSE ROTATION.
3. OPTIONAL THERMOSTATS ARE PROVIDED WHEN SPECIFIED.
4. ACTUAL NUMBER OF INTERNAL PARALLEL CIRCUITS MAY VARY.
5. LEAD COLORS ARE OPTIONAL. LEADS MUST BE NUMBERED AS SHOWN.

CD0006

REV. DESC: ADD CLASS CONN00000007			BALDOR - RELIANCE®
REV. LTR: E	VERSION: 01	TDR: 000001099922	
FILE: \AAA\00005\141	REVISED: 10:24:49 02/19/2019	BY: ENBRIR0	3PH, SV, 3 LEADS, WYE OR DELTA CONNECTED
MTL: –			SH 1 of 1