Customer information packet

EM3603

1HP, 1770RPM, 3PH, 60HZ, 182, 3520M, TEFC, F1, N
Class - None
Division - Not Applicable

Copyright © All product information within this document is subject to ABB Motors and Mechanical Inc. copyright © protection, unless otherwise noted.
10/18/2026 8:11:08 AM

Specifications

Enclosure	TEFC
Frame	182
Frame Material	Steel
Frequency	60.00 Hz
Haz Area Class and Group	None
Haz Area Division	Not Applicable
Motor Letter Type	Three Phase
Output @ Frequency	1.000 HP @ 60 HZ
Phase	3
Synchronous Speed @ Frequency	1800 RPM @ 60 HZ
Voltage @ Frequency	230.0 V @ 60 HZ 460.0 V @ 60 HZ
Agency Approvals	CSA EEV NEMA PREMIUM NEMA_PREMIUM UR
Ambient Temperature	40 °C
Auxiliary Box	NO AUXILLARY BOX
Auxiliary Box Lead Termination	None
Base Indicator	Rigid
Bearing Grease Type	Polyrex EM (-20F +300F)
Blower	None
Current @ Voltage	3.200 A @ 230.0 V 3.200 A @ 208.0 V 1.600 A @ 460.0 V
Design Code	B
Drip Cover	No Drip Cover
Duty Rating	CONT
Efficiency @ 100% Load	85.5 %
Electrically Isolated Bearing	Not Electrically Isolated
Feedback Device	NO FEEDBACK
Front Shaft Indicator	None

Part Detail

Revision	H
Type	AC
Mech. spec.	35L108
Base	
Status	PRD/A
Elec. spec.	35WGG004
Layout	35LYL108
Eff. date	01-05-2026
CD Diagram	CD0005
Poles	04
Leads	9#18 Y
Proprietary	False
Created date	01-10-2022

Heater Indicator	No Heater
High Voltage Full Load Amps	1.6 a
Insulation Class	F
Inverter Code	Inverter Ready
KVA Code	N
Lifting Lugs	No Lifting Lugs
Locked Bearing Indicator	No Locked Bearing
Motor Lead Quantity/Wire Size	9 @ 18 AWG
Motor Lead Termination	Flying Leads
Motor Standards	NEMA
Motor Type	3520M
Mounting Arrangement	F1
Number of Poles	4
Overall Length	13.76 IN
Power Factor	69
Product Family	General Purpose
Pulley End Bearing Type	Ball
Pulley Face Code	Standard
Pulley Shaft Indicator	Standard
Rodent Screen	None
Service Factor	1.15
Shaft Diameter	0.875 IN
Shaft Ground Indicator	No Shaft Grounding
Shaft Rotation	Reversible
Shaft Slinger Indicator	No Slinger
Speed	1770 rpm
Speed Code	Single Speed
Starting Method	Direct on line
Thermal Device - Bearing	None
Thermal Device - Winding	None
Vibration Sensor Indicator	No Vibration Sensor
Winding Thermal 1	None
Winding Thermal 2	None

Nameplate

NP1259L								
CAT.NO.	EM3603							
SPEC.	35L108G004G1							
HP	1							
VOLTS	230/460							
AMP	3.2/1.6							
RPM	1770							
FRAME	182		**HZ**	60			**PH**	3
SER.F.	1.15	**CODE**	N	**DES**	B	**CL**	F	
NEMA-NOM-EFF	85.5	**PF**	69					
RATING	40C AMB-CONT							
CC	010A							
DE	6206		**ODE**	6203				
ENCL	TEFC	**SN**						
	SFA 3.4/1.7							

AC Induction Motor Performance Data
Record # 91625
Typical performance - not guaranteed values

Winding: 35WGG004-R001	**Type:** 3520M	**Enclosure:** TEFC

Nameplate Data				**460 V, 60 Hz: High Voltage Connection**	
Rated Output (HP)			1	**Full Load Torque**	2.982 LB-FT
Volts			230/460	**Start Configuration**	direct on line
Full Load Amps			3.2/1.6	**Breakdown Torque**	14.6 LB-FT
R.P.M.			1770	**Pull-up Torque**	7.57 LB-FT
Hz	60	**Phase**	3	**Locked-rotor Torque**	9.17 LB-FT
NEMA Design Code	B	**KVA Code**	N	**Starting Current**	14.6 A
Service Factor (S.F.)			1.15	**No-load Current**	1.2 A
NEMA Nom. Eff.	85.5	**Power Factor**	69	**Line-line Res. @ 25ºC**	16.049 Ω
Rating - Duty			40C AMB-CONT	**Temp. Rise @ Rated Load**	36°C
S.F. Amps			3.4/1.7	**Temp. Rise @ S.F. Load**	41°C
				Locked-rotor Power Factor	61.549
				Rotor inertia	0.144 lb-ft²

Load Characteristics 460 V, 60 Hz, 1 HP

% of Rated Load	**25**	**50**	**75**	**100**	**125**	**150**	**S.F.**
Power Factor	29	45	58	67	73	78	71
Efficiency	71.1	81.2	84.7	85.8	86	85.6	85.9
Speed	1794	1787.3	1781.1	1774.3	1767.4	1759.4	1770
Line amperes	1.22	1.31	1.46	1.64	1.86	2.11	1.77

ABB Motors and Mechanical Inc.

WINDING # 35WGG004

1 HP 3 PH 60 HZ 1770 RPM 460 V 3520M

Typical performance - not guaranteed values.

TORQUES(LB-FT): PO=14.6 PU=7.57 LR=9.17 LRA=14.6

TORQUE

RPM

WATTS

AMPS

EFF

PF

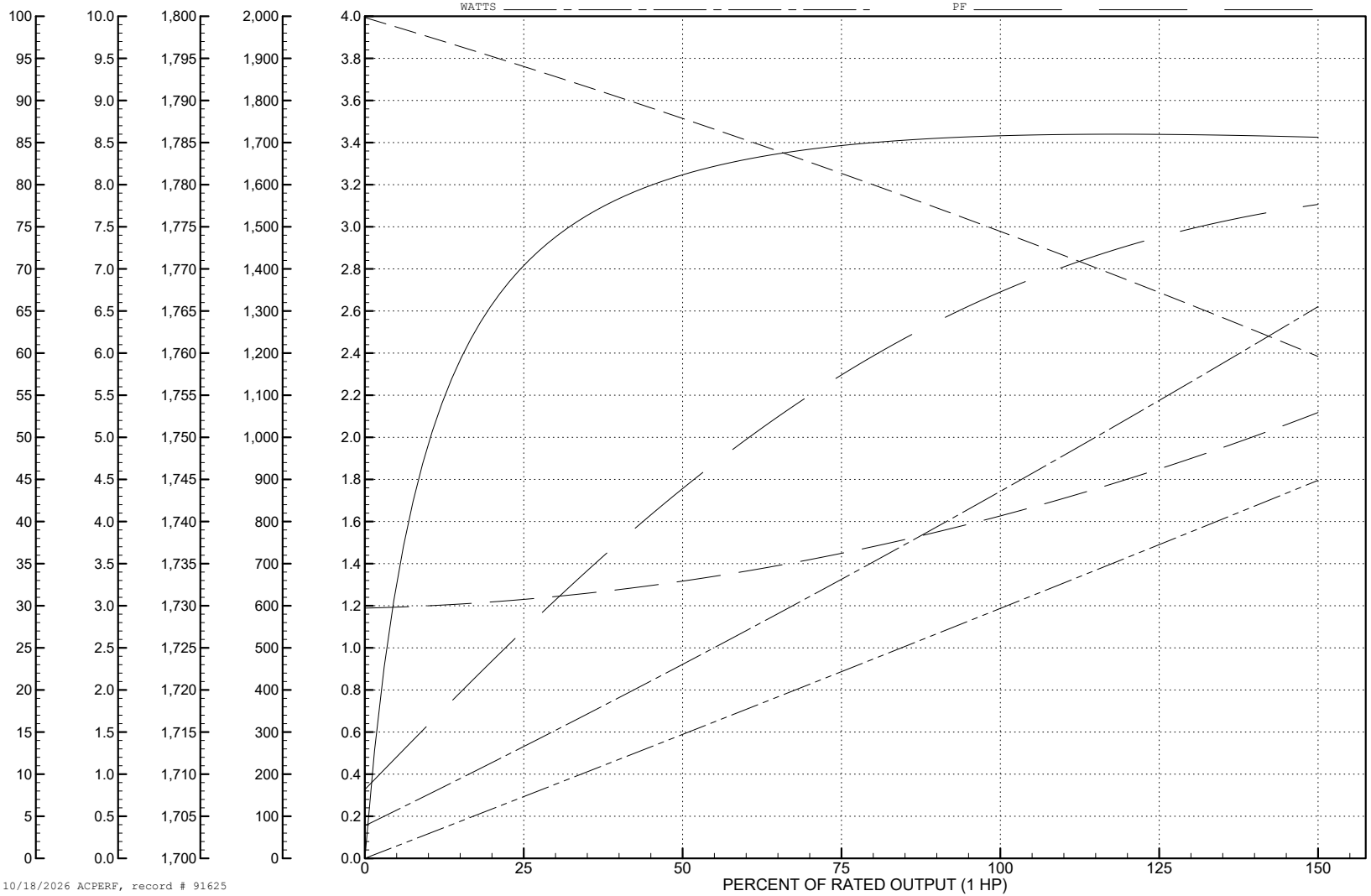

10/18/2026 ACPERF, record # 91625

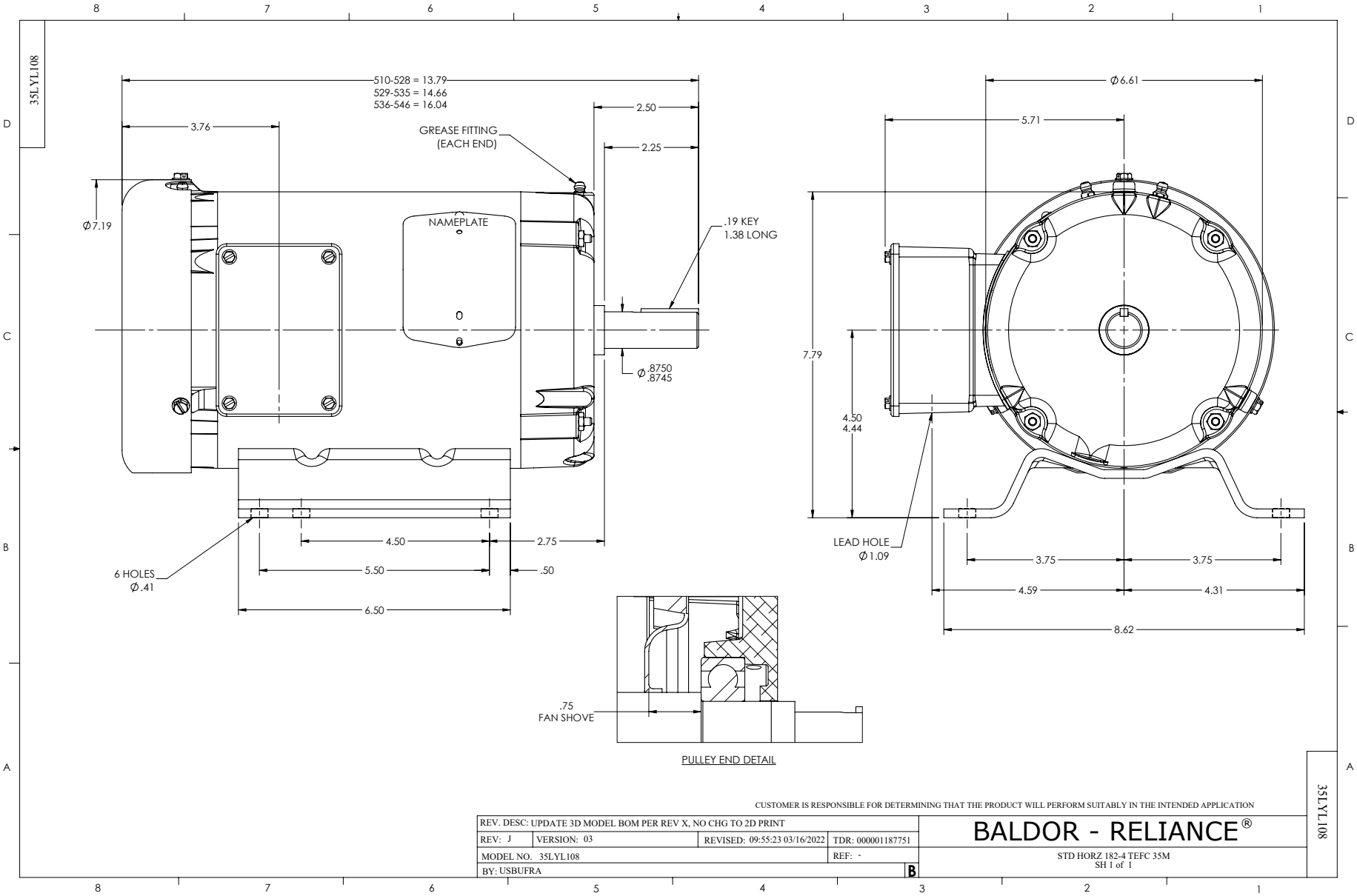
35LYL108
510-528 = 13.79
529-535 = 14.66
536-546 = 16.04
3.76
2.50
2.25
GREASE FITTING
(EACH END)
Ø7.19
NAMEPLATE
.19 KEY
1.38 LONG
Ø .8750
.8745
4.50
2.75
5.50
.50
6.50
6 HOLES
Ø.41
Ø6.61
5.71
7.79
4.50
4.44
LEAD HOLE
Ø1.09
3.75
3.75
4.59
4.31
8.62
.75
FAN SHOVE
PULLEY END DETAIL
CUSTOMER IS RESPONSIBLE FOR DETERMINING THAT THE PRODUCT WILL PERFORM SUITABLY IN THE INTENDED APPLICATION
REV. DESC: UPDATE 3D MODEL BOM PER REV X, NO CHG TO 2D PRINT
REV: J
VERSION: 03
REVISED: 09:55:23 03/16/2022
TDR: 000001187751
MODEL NO. 35LYL108
REF: -
BY: USBUFRA
B
BALDOR - RELIANCE®
STD HORZ 182-4 TEFC 35M
SH 1 of 1
35LYL108

CD0005

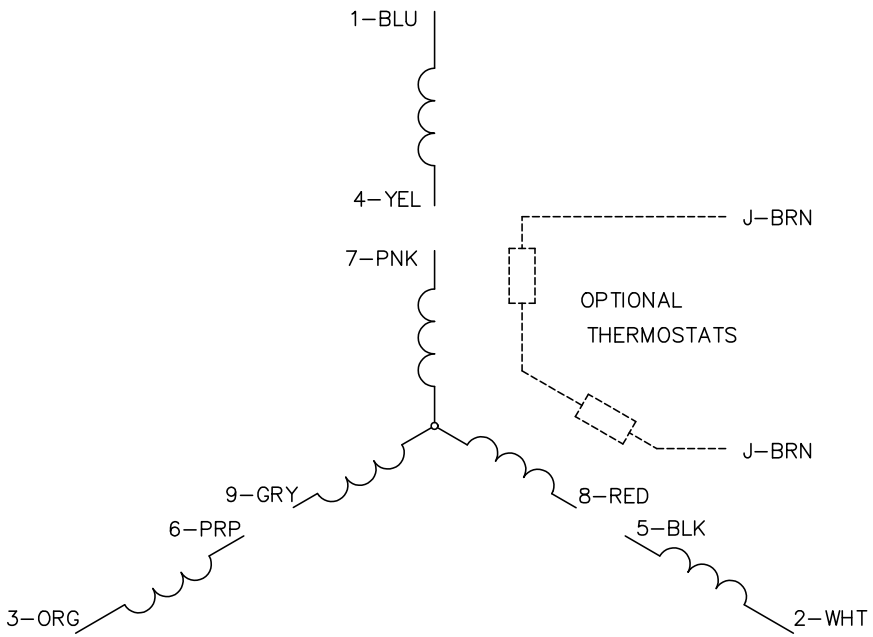

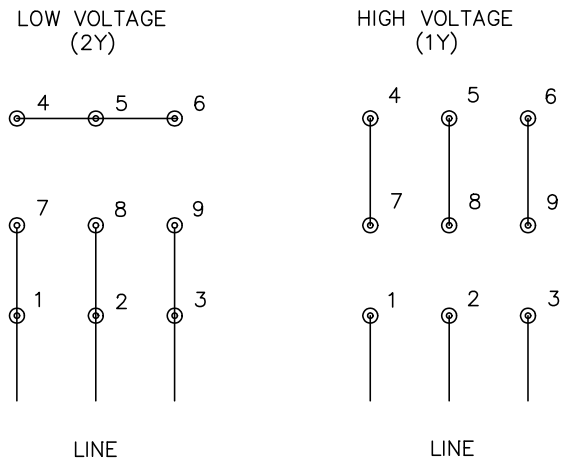

NOTES:

1. INTERCHANGE ANY TWO LINE LEADS TO REVERSE ROTATION.
2. OPTIONAL THERMOSTATS ARE PROVIDED WHEN SPECIFIED.
3. ACTUAL NUMBER OF INTERNAL PARALLEL CIRCUITS MAY BE A MULTIPLE OF THOSE SHOWN ABOVE.
4. LEAD COLORS ARE OPTIONAL. LEADS MUST ALWAYS BE NUMBERED AS SHOWN.

REV. DESC: REVISE TO SHOW OPTIONAL COLORS			
REV. LTR: E	BY: JLP	REVISED: 01/19/99 10:15	TDR: 0171435
CD0005		FILE: AAA00005140	MDL: –
		MTL: –	

BALDOR ELECTRIC Co.

3PH, DV, 9 LEADS

CD0005