ABB BALDOR RELIANCE

Customer information packet

EM3218T-8G

5HP, 1750RPM, 3PH, 60HZ, 184T, 3640M, OPSB, F1
Class - None
Division - Not Applicable

Copyright © All product information within this document is subject to ABB Motors and Mechanical Inc. copyright © protection, unless otherwise noted.
11/23/2026 5:03:50 AM

Specifications

Enclosure	OPSB
Frame	184T
Frame Material	Steel
Frequency	60.00 Hz
Haz Area Class and Group	None
Haz Area Division	Not Applicable
Motor Letter Type	Three Phase
Output @ Frequency	5.000 HP @ 60 HZ
Phase	3
Synchronous Speed @ Frequency	1800 RPM @ 60 HZ
Voltage @ Frequency	200.0 V @ 60 HZ
Agency Approvals	UR
	CSA
	CSA EEV
Ambient Temperature	40 °C
Auxiliary Box	NO AUXILLARY BOX
Auxiliary Box Lead Termination	None
Base Indicator	Rigid
Bearing Grease Type	Polyrex EM (-20F +300F)
Blower	None
Current @ Voltage	15.300 A @ 200.0 V
Design Code	B
Drip Cover	No Drip Cover
Duty Rating	CONT
Efficiency @ 100% Load	89.5 %
Electrically Isolated Bearing	Not Electrically Isolated
Feedback Device	NO FEEDBACK
Front Face Code	Standard
Front Shaft Indicator	None
Heater Indicator	No Heater
High Voltage Full Load Amps	15.3 a
Insulation Class	H

Part Detail

Revision	R
Type	AC
Mech. spec.	36M526
Base	
Status	PRD/A
Elec. spec.	36WGS761
Layout	36LYM526
Eff. date	03-13-2026
CD Diagram	CD0006
Poles	04
Leads	3#14
Proprietary	False
Created date	09-10-2013

Inverter Code	Inverter Ready
KVA Code	J
Lifting Lugs	No Lifting Lugs
Locked Bearing Indicator	Locked Bearing
Motor Lead Exit	Ko Box
Motor Lead Quantity/Wire Size	3 @ 14 AWG
Motor Lead Termination	Flying Leads
Motor Standards	NEMA
Motor Type	3640M
Mounting Arrangement	F1
Number of Poles	4
Overall Length	16.50 IN
Power Factor	80
Product Family	General Purpose
Pulley End Bearing Type	Ball
Pulley Face Code	Standard
Pulley Shaft Indicator	Standard
Rodent Screen	None
Service Factor	1.15
Shaft Diameter	1.125 IN
Shaft Extension Location	Pulley End
Shaft Ground Indicator	Shaft Grounding
Shaft Rotation	Reversible
Shaft Slinger Indicator	No Slinger
Speed	1750 rpm
Speed Code	Single Speed
Starting Method	Direct on line
Thermal Device - Bearing	None
Thermal Device - Winding	None
Vibration Sensor Indicator	No Vibration Sensor
Winding Thermal 1	None
Winding Thermal 2	None

Nameplate

NP3553L											
CAT.NO.	EM3218T-8G										
SPEC	36M526S761G2										
HP	5										
VOLTS	200										
AMPS	15.3										
RPM	1750										
FRAME	184T		**HZ**	60			**PH**	3			
SF	1.15	**CODE**	J	**DES**	B	**CLASS**	H				
NEMA NOM. EFF	89.5	**PF**	80								
RATING	40C AMB-CONT										
CC	010A										
ENCL	OPSB	**SER**									
DE	6206		**ODE**	6205							
VPWM INVERTER READY											
CT30-60(2:1) VT3-60(20:1)											

AC Induction Motor Performance Data
Record # 43339
Typical performance - not guaranteed values

Winding: 36WGS761-R002	**Type:** 3640M	**Enclosure:** OPSB

Nameplate Data				**200 V, 60 Hz: Single Voltage Motor**	
Rated Output (HP)			5	**Full Load Torque**	15 LB-FT
Volts			200	**Start Configuration**	direct on line
Full Load Amps			15.3	**Breakdown Torque**	45.6 LB-FT
R.P.M.			1750	**Pull-up Torque**	26 LB-FT
Hz	60	**Phase**	3	**Locked-rotor Torque**	30.7 LB-FT
NEMA Design Code	B	**KVA Code**	J	**Starting Current**	105 A
Service Factor (S.F.)			1.15	**No-load Current**	7.02 A
NEMA Nom. Eff.	89.5	**Power Factor**	80	**Line-line Res. @ 25ºC**	0.494 Ω
Rating - Duty			40C AMB-CONT	**Temp. Rise @ Rated Load**	44°C
S.F. Amps				**Temp. Rise @ S.F. Load**	54°C
				Locked-rotor Power Factor	41
				Rotor inertia	0.372 LB-FT2

Load Characteristics 200 V, 60 Hz, 5 HP

% of Rated Load	**25**	**50**	**75**	**100**	**125**	**150**	**S.F.**
Power Factor	42	63	74	79	83	84	81
Efficiency	84.1	89.1	89.9	89.5	88.4	86.3	88.8
Speed	1789	1779	1767	1754	1740	1723	1746
Line amperes	7.84	9.68	12.2	15.2	18.6	22.3	17.2

ABB Motors and Mechanical Inc.

WINDING # 36WGS761

5 HP 3 PH 60 HZ 1750 RPM 200 V 3640M

Typical performance - not guaranteed values.

TORQUES(LB-FT): PO=45.6 PU=26 LR=30.7 LRA=105

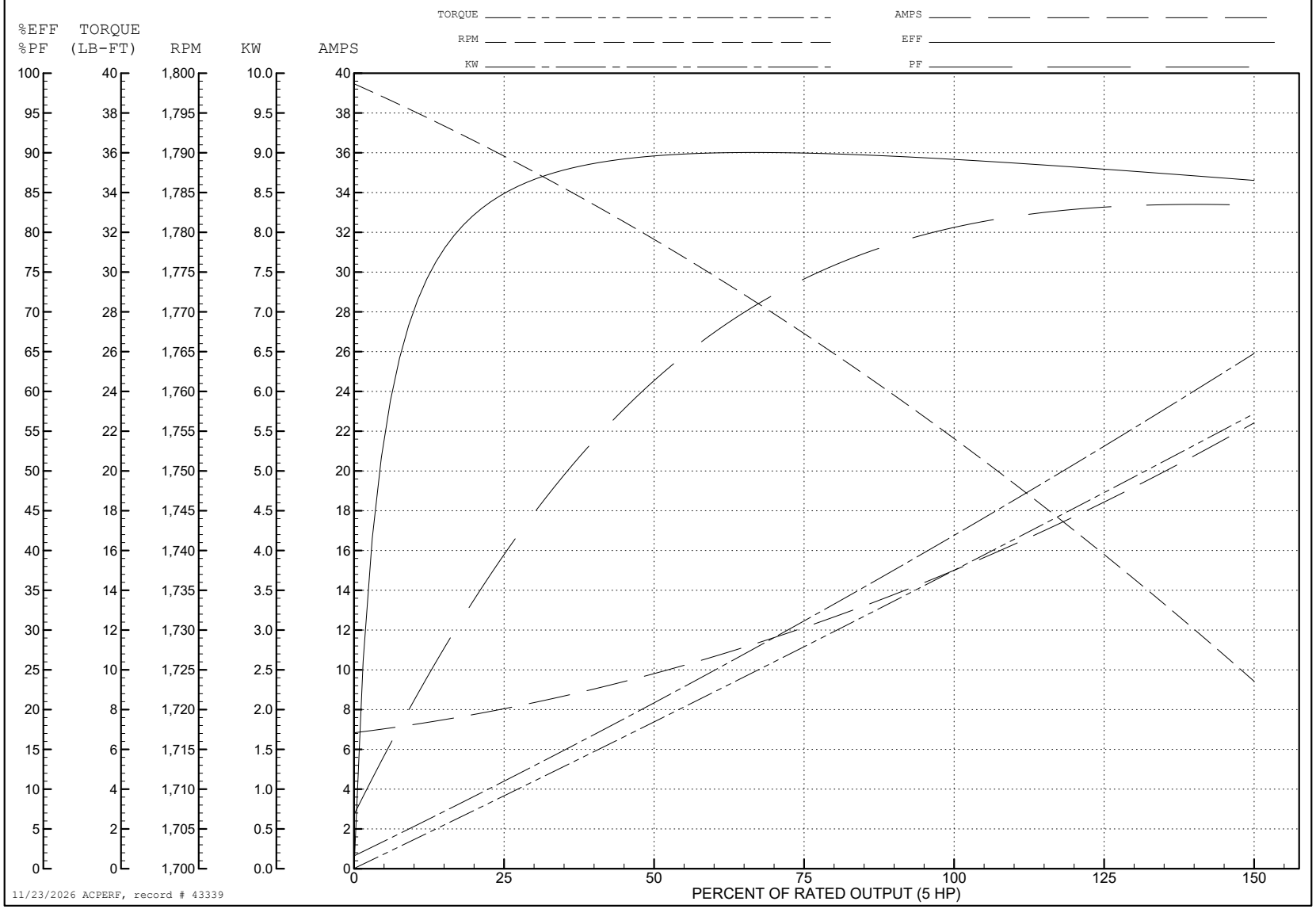

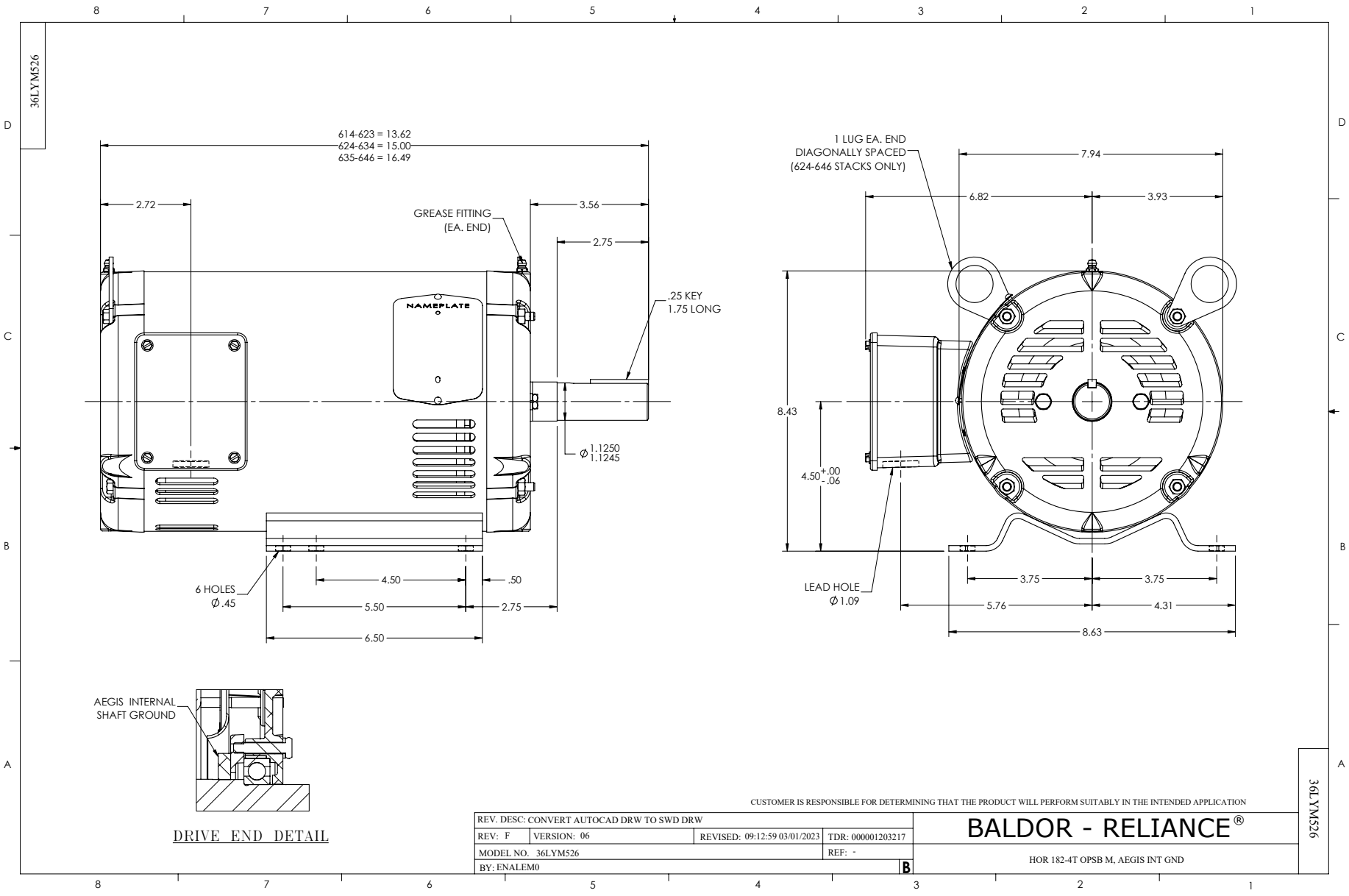
36LYM526
614-623 = 13.62
624-634 = 15.00
635-646 = 16.49
2.72
GREASE FITTING
(EA. END)
3.56
2.75
.25 KEY
1.75 LONG
NAMEPLATE
Ø 1.1250
1.1245
6 HOLES
Ø .45
4.50
.50
5.50
2.75
6.50
1 LUG EA. END
DIAGONALLY SPACED
(624-646 STACKS ONLY)
7.94
6.82
3.93
8.43
4.50 +.00 -.06
LEAD HOLE
Ø 1.09
3.75
3.75
5.76
4.31
8.63
AEGIS INTERNAL
SHAFT GROUND
DRIVE END DETAIL
CUSTOMER IS RESPONSIBLE FOR DETERMINING THAT THE PRODUCT WILL PERFORM SUITABLY IN THE INTENDED APPLICATION
REV. DESC: CONVERT AUTOCAD DRW TO SWD DRW
REV: F
VERSION: 06
REVISED: 09:12:59 03/01/2023
TDR: 000001203217
MODEL NO. 36LYM526
REF: -
BY: ENALEM0
B
BALDOR - RELIANCE®
HOR 182-4T OPSB M, AEGIS INT GND
36LYM526

CD0006

TYPICAL WYE–CONNECTED MOTOR

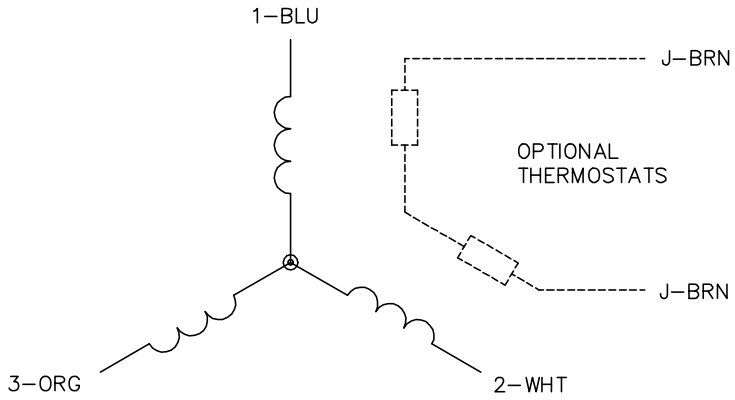

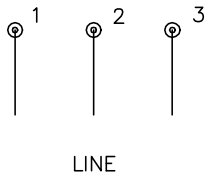

TYPICAL DELTA–CONNECTED MOTOR

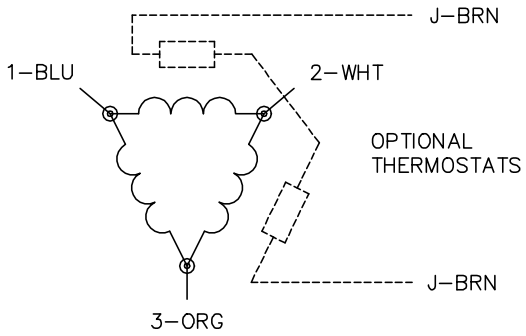

NOTES:

1. THREE LEAD MOTOR MAY BE EITHER WYE CONNECTED OR DELTA CONNECTED.
2. INTERCHANGE ANY TWO LINE LEADS TO REVERSE ROTATION.
3. OPTIONAL THERMOSTATS ARE PROVIDED WHEN SPECIFIED.
4. ACTUAL NUMBER OF INTERNAL PARALLEL CIRCUITS MAY VARY.
5. LEAD COLORS ARE OPTIONAL. LEADS MUST BE NUMBERED AS SHOWN.

CD0006

REV. DESC: ADD CLASS CONN00000007		
REV. LTR: E	VERSION: 01	TDR: 000001099922
FILE: \AAA\00005\141	REVISED: 10:24:49 02/19/2019	BY: ENBRIR0
MTL: –		

BALDOR - RELIANCE®

3PH, SV, 3 LEADS, WYE OR DELTA CONNECTED

SH 1 of 1