ABB BALDOR RELIANCE

# Customer information packet

## EM3212T-G

5HP, 3455RPM, 3PH, 60HZ, 182T, 3620M, OPSB, F1
Class - None
Division - Not Applicable

Copyright © All product information within this document is subject to ABB Motors and Mechanical Inc. copyright © protection, unless otherwise noted.
11/23/2026 5:11:17 PM

## Specifications

| | |
|---|---|
| **Enclosure** | OPSB |
| **Frame** | 182T |
| **Frame Material** | Steel |
| **Frequency** | 60.00 Hz |
| **Haz Area Class and Group** | None |
| **Haz Area Division** | Not Applicable |
| **Motor Letter Type** | Three Phase |
| **Output @ Frequency** | 5.000 HP @ 60 HZ |
| **Phase** | 3 |
| **Synchronous Speed @ Frequency** | 3600 RPM @ 60 HZ |
| **Voltage @ Frequency** | 230.0 V @ 60 HZ |
| | 460.0 V @ 60 HZ |
| **Agency Approvals** | CURUSEEV |
| | NEMA PREMIUM |
| **Ambient Temperature** | 40 °C |
| **Auxiliary Box** | NO AUXILLARY BOX |
| **Auxiliary Box Lead Termination** | None |
| **Base Indicator** | Rigid |
| **Bearing Grease Type** | Polyrex EM (-20F +300F) |
| **Blower** | None |
| **Current @ Voltage** | 6.080 A @ 460.0 V |
| | 13.500 A @ 208.0 V |
| | 12.200 A @ 230.0 V |
| **Design Code** | A |
| **Drip Cover** | No Drip Cover |
| **Duty Rating** | CONT |
| **Efficiency @ 100% Load** | 86.5 % |
| **Electrically Isolated Bearing** | Not Electrically Isolated |
| **Feedback Device** | NO FEEDBACK |
| **Front Shaft Indicator** | None |
| **Heater Indicator** | No Heater |
| **High Voltage Full Load Amps** | 6.1 a |

## Part Detail

| | |
|---|---|
| **Revision** | B |
| **Type** | AC |
| **Mech. spec.** | 36M526 |
| **Base** | |
| **Status** | PRD/A |
| **Elec. spec.** | 36WGZ652 |
| **Layout** | 36LYM526 |
| **Eff. date** | 03-13-2026 |
| **CD Diagram** | CD0005 |
| **Poles** | 02 |
| **Leads** | 9#16 Y |
| **Proprietary** | False |
| **Created date** | 11-06-2025 |

| | |
|---|---|
| **Insulation Class** | H |
| **Inverter Code** | Inverter Ready |
| **IP Rating** | NONE |
| **KVA Code** | J |
| **Lifting Lugs** | No Lifting Lugs |
| **Locked Bearing Indicator** | Locked Bearing |
| **Motor Lead Quantity/Wire Size** | 9 @ 16 AWG |
| **Motor Lead Termination** | Flying Leads |
| **Motor Standards** | NEMA |
| **Motor Type** | 3620M |
| **Mounting Arrangement** | F1 |
| **Number of Poles** | 2 |
| **Overall Length** | 13.62 IN |
| **Power Factor** | 91 |
| **Product Family** | General Purpose |
| **Pulley End Bearing Type** | Ball |
| **Pulley Face Code** | Standard |
| **Pulley Shaft Indicator** | Standard |
| **Rodent Screen** | None |
| **RoHS Status** | ROHS COMPLIANT |
| **Service Factor** | 1.15 |
| **Shaft Diameter** | 1.125 IN |
| **Shaft Ground Indicator** | Shaft Grounding |
| **Shaft Rotation** | Reversible |
| **Shaft Slinger Indicator** | No Slinger |
| **Speed** | 3455 rpm |
| **Speed Code** | Single Speed |
| **Starting Method** | Direct on line |
| **Thermal Device - Bearing** | None |
| **Thermal Device - Winding** | None |
| **Vibration Sensor Indicator** | No Vibration Sensor |
| **Winding Thermal 1** | None |
| **Winding Thermal 2** | None |

**Nameplate**

| NP3553L | | | | | | | | | |
|---|---|---|---|---|---|---|---|---|---|
| **CAT.NO.** | EM3212T-G | | | | | | | | |
| **SPEC** | 36M526Z652G1 | | | | | | | | |
| **HP** | 5 | | | | | | | | |
| **VOLTS** | 230/460 | | | | | | | | |
| **AMPS** | 12.2/6.08 | | | | | | | | |
| **RPM** | 3455 | | | | | | | | |
| **FRAME** | 182T | **HZ** | 60 | | | **PH** | 3 | | |
| **SF** | 1.15 | **CODE** | J | **DES** | A | **CLASS** | H | | |
| **NEMA NOM. EFF** | 86.5 | **PF** | 91 | | | | | | |
| **RATING** | 40C AMB-CONT | | | | | | | | |
| **CC** | 010A | | | | | | | | |
| **ENCL** | OPSB | **SER** | | | | | | | |
| **DE** | 6206 | **ODE** | 6205 | | | | | | |
| **VPWM INVERTER READY** | SFA 14/7 | | | | | | | | |
| **CT30-60(2:1) VT3-60(20:1)** | | | | | | | | | |

**AC Induction Motor Performance Data**
Record # 115762
Typical performance - not guaranteed values

| **Winding:** 36WGZ652-R001 | **Type:** 3620M | **Enclosure:** OPSB |
|---|---|---|

| **Nameplate Data** | | | | **460 V, 60 Hz: High Voltage Connection** | |
|---|---|---|---|---|---|
| **Rated Output (HP)** | | | 5 | **Full Load Torque** | 7.649 LB-FT |
| **Volts** | | | 230/460 | **Start Configuration** | direct on line |
| **Full Load Amps** | | | 12.2/6.08 | **Breakdown Torque** | 26.8 LB-FT |
| **R.P.M.** | | | 3455 | **Pull-up Torque** | 17.6 LB-FT |
| **Hz** | 60 | **Phase** | 3 | **Locked-rotor Torque** | 18.8 LB-FT |
| **NEMA Design Code** | A | **KVA Code** | J | **Starting Current** | 42.5 A |
| **Service Factor (S.F.)** | | | 1.15 | **No-load Current** | 2.16 A |
| **NEMA Nom. Eff.** | 86.5 | **Power Factor** | 91 | **Line-line Res. @ 25ºC** | 3.971 Ω |
| **Rating - Duty** | | | 40C AMB-CONT | **Temp. Rise @ Rated Load** | 43°C |
| **S.F. Amps** | | | 14/7 | **Temp. Rise @ S.F. Load** | 55°C |
| | | | | **Locked-rotor Power Factor** | 54.7 |

**Load Characteristics 460 V, 60 Hz, 5 HP**

| **% of Rated Load** | **25** | **50** | **75** | **100** | **125** | **150** | **S.F.** |
|---|---|---|---|---|---|---|---|
| **Power Factor** | 54 | 77 | 86 | 90 | 92 | 92 | 91 |
| **Efficiency** | 84.9 | 89 | 88.8 | 87.2 | 85 | 82.1 | 85.9 |
| **Speed** | 3568.5 | 3534.9 | 3496.5 | 3454.7 | 3406.5 | 3355.9 | 3426 |
| **Line amperes** | 2.55 | 3.45 | 4.64 | 6.01 | 7.57 | 9.29 | 6.95 |

ABB Motors and Mechanical Inc.

WINDING # 36WGZ652

5 HP 3 PH 60 HZ 3455 RPM 460 V 3620M

Typical performance - not guaranteed values.

TORQUES(LB-FT): PO=26.8 PU=17.6 LR=18.8 LRA=42.5

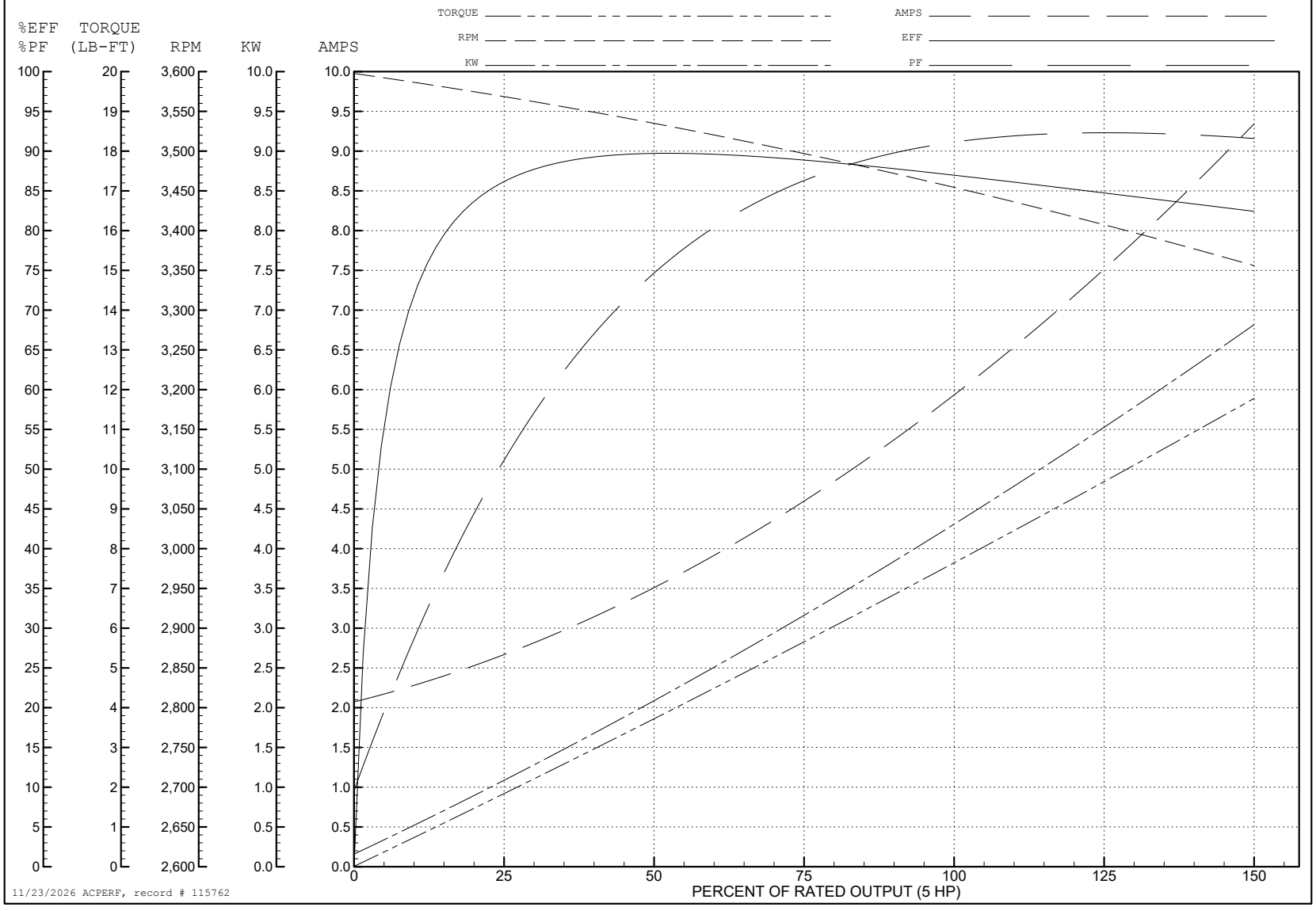

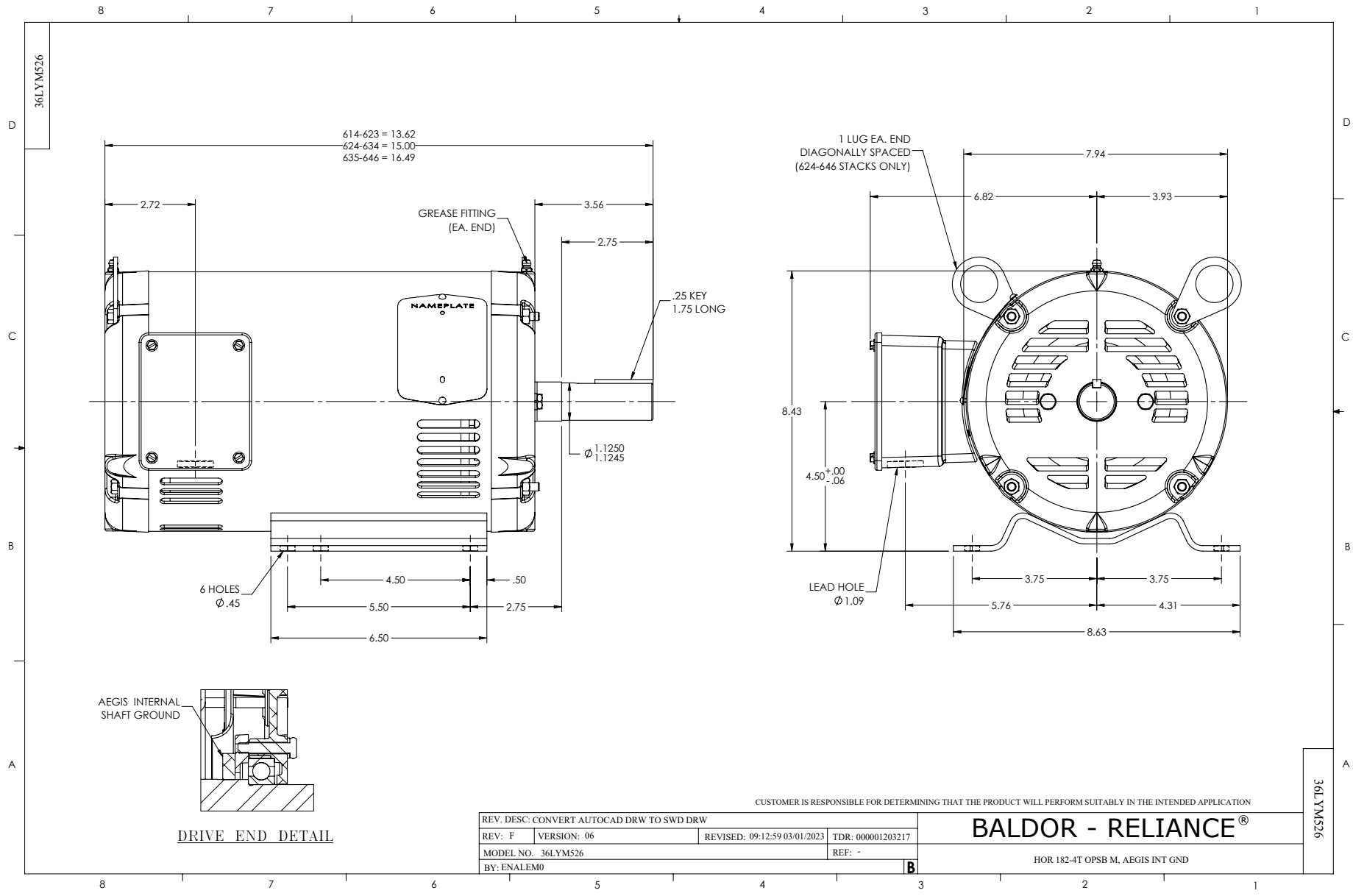
36LYM526
614-623 = 13.62
624-634 = 15.00
635-646 = 16.49
2.72
GREASE FITTING
(EA. END)
3.56
2.75
.25 KEY
1.75 LONG
NAMEPLATE
Ø 1.1250
1.1245
6 HOLES
Ø.45
4.50
.50
5.50
2.75
6.50
1 LUG EA. END
DIAGONALLY SPACED
(624-646 STACKS ONLY)
7.94
6.82
3.93
8.43
4.50 +.00 -.06
LEAD HOLE
Ø 1.09
3.75
3.75
5.76
4.31
8.63
AEGIS INTERNAL
SHAFT GROUND
DRIVE END DETAIL
CUSTOMER IS RESPONSIBLE FOR DETERMINING THAT THE PRODUCT WILL PERFORM SUITABLY IN THE INTENDED APPLICATION
REV. DESC: CONVERT AUTOCAD DRW TO SWD DRW
REV: F
VERSION: 06
REVISED: 09:12:59 03/01/2023
TDR: 000001203217
MODEL NO. 36LYM526
REF: -
BY: ENALEM0
B
BALDOR - RELIANCE®
HOR 182-4T OPSB M, AEGIS INT GND
36LYM526

CD0005

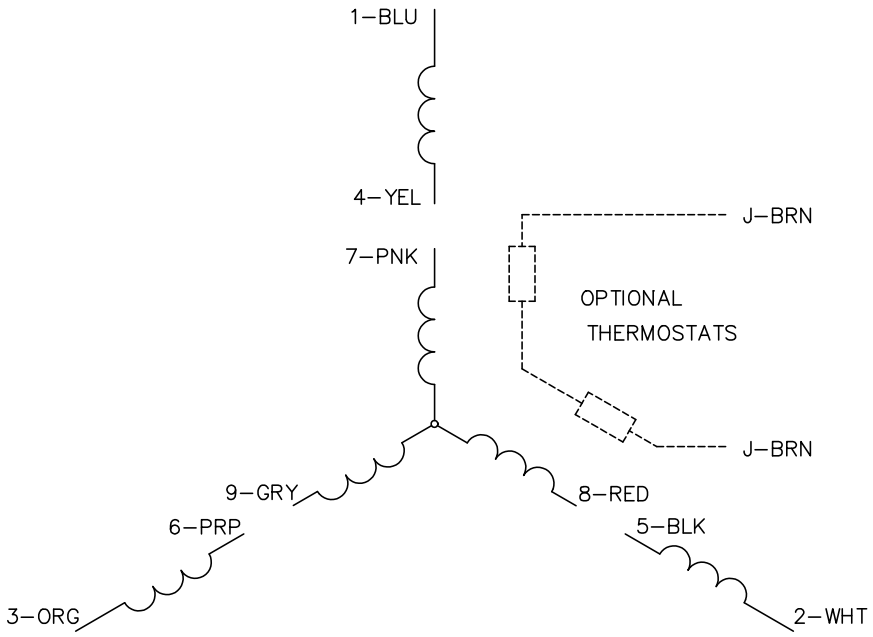


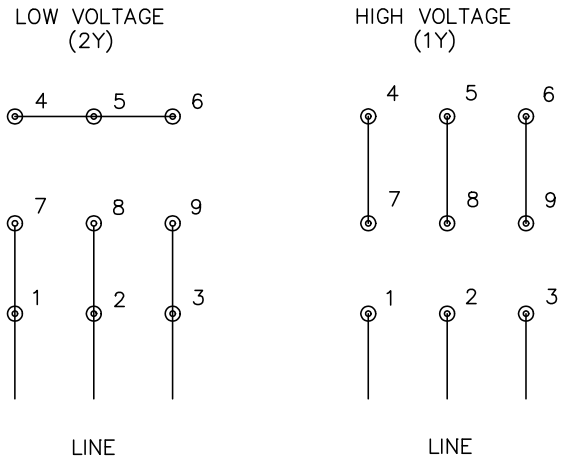


NOTES:

1. INTERCHANGE ANY TWO LINE LEADS TO REVERSE ROTATION.
2. OPTIONAL THERMOSTATS ARE PROVIDED WHEN SPECIFIED.
3. ACTUAL NUMBER OF INTERNAL PARALLEL CIRCUITS MAY BE A MULTIPLE OF THOSE SHOWN ABOVE.
4. LEAD COLORS ARE OPTIONAL. LEADS MUST ALWAYS BE NUMBERED AS SHOWN.

CD0005

| | | | |
|---|---|---|---|
| REV. DESC: REVISE TO SHOW OPTIONAL COLORS | | | BALDOR ELECTRIC Co. |
| REV. LTR: E | BY: JLP | REVISED: 01/19/99 10:15 | TDR: 0171435 |
| CD0005 | | FILE: AAA00005140 | MDL: – |
| | | MTL: – | 3PH, DV, 9 LEADS |