

ABB BALDOR RELIANCE III

Customer information packet EM2559TS-4

125HP, 1775RPM, 3PH, 60HZ, 405TS, 4488M, OPSB

Specifications

Enclosure	OPSB
Frame	405TS
Frame Material	Steel
Frequency	60.00 Hz
Motor Letter Type	Three Phase
Output @ Frequency	125.000 HP @ 60 HZ
Phase	3
Synchronous Speed @ Frequency	1800 RPM @ 60 HZ
Voltage @ Frequency	460.0 V @ 60 HZ
Agency Approvals	CURUSEEV NEMA PREMIUM NEMA PREMIUM (OLD LOGO)
Ambient Temperature	40 °C
Auxiliary Box	NO AUXILLARY BOX
Auxiliary Box Lead Termination	None
Base Indicator	Rigid
Bearing Grease Type	Polyrex EM (-20F +300F)
Blower	None
Current @ Voltage	143.000 A @ 460.0 V
Design Code	B
Drip Cover	No Drip Cover
Duty Rating	CONT
Efficiency @ 100% Load	95.4 %
Electrically Isolated Bearing	Not Electrically Isolated
Feedback Device	NO FEEDBACK
Front Face Code	Standard
Front Shaft Indicator	None
Heater Indicator	No Heater
High Voltage Full Load Amps	143.0 a
Insulation Class	F
Inverter Code	Inverter Ready
IP Rating	NONE

Part Detail

Revision	X
Type	AC
Mech. spec.	44F006
Base	
Status	PRD/A
Elec. spec.	44WGW047
Layout	44LYF006
Eff. date	11-19-2024
CD Diagram	CD0382
Poles	04
Leads	6#4
Proprietary	False
Created date	08-03-2010

KVA Code	G
Lifting Lugs	Standard Lifting Lugs
Locked Bearing Indicator	Locked Bearing
Motor Lead Exit	Ko Box
Motor Lead Quantity/Wire Size	6 @ 4 AWG
Motor Lead Termination	Flying Leads
Motor Standards	NEMA
Motor Type	4488M
Mounting Arrangement	F1
Number of Poles	4
Overall Length	34.97 IN
Power Factor	86
Product Family	General Purpose
Pulley End Bearing Type	Ball
Pulley Face Code	Standard
Pulley Shaft Indicator	Standard
Rodent Screen	None
Service Factor	1.15
Shaft Diameter	2.125 IN
Shaft Extension Location	Pulley End
Shaft Ground Indicator	No Shaft Grounding
Shaft Rotation	Reversible
Shaft Slinger Indicator	No Slinger
Speed	1775 rpm
Speed Code	Single Speed
Starting Method	Wye Start - Delta Run
Thermal Device - Bearing	None
Thermal Device - Winding	None
Vibration Sensor Indicator	No Vibration Sensor
Winding Thermal 1	None
Winding Thermal 2	None

Nameplate

NP2138LUA											
CAT.NO.	EM2559TS-4		P/N					ENCLOSURE	OPSB		
SPEC.	44F006W047G1	CC	010A	FRAME	405TS	S/N					
HP	125	CLASS	F	HZ	60						
RPM	1775	PH	3	DES	B						
VOLT	460	KVA-CODE	G	ODE BRG	6312	DE BRG	6316				
AMP	143										
RATING	40C AMB-CONT		GREASE	POLYREX EM							
NEMA-NOM-EFF	95.4	PF	86	SER.F.	1.15						
	50HZ 100HP 380V 138A SF 1.0										
HTR-VOLTS		HTR-AMPS									

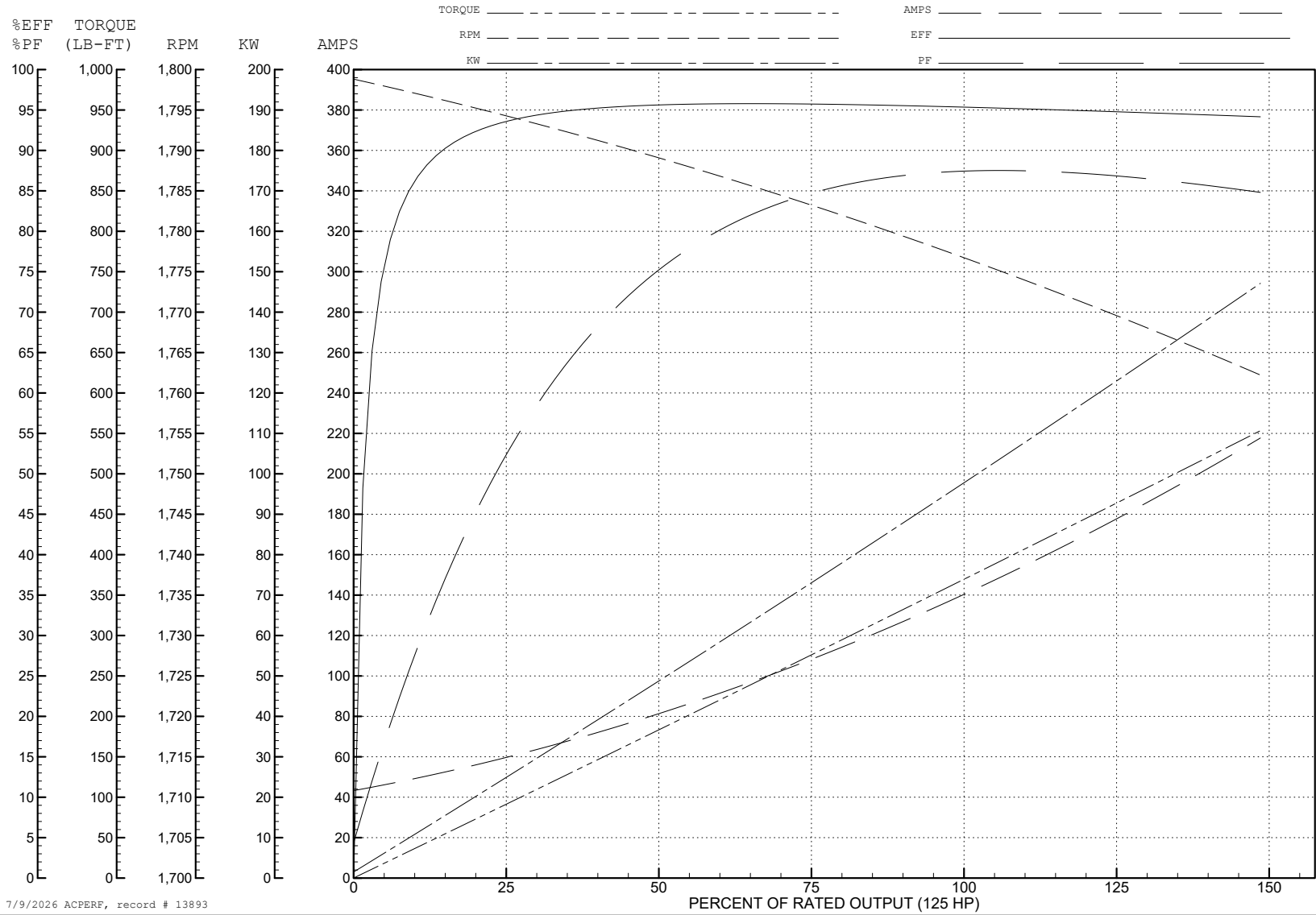
ABB Motors and Mechanical Inc.

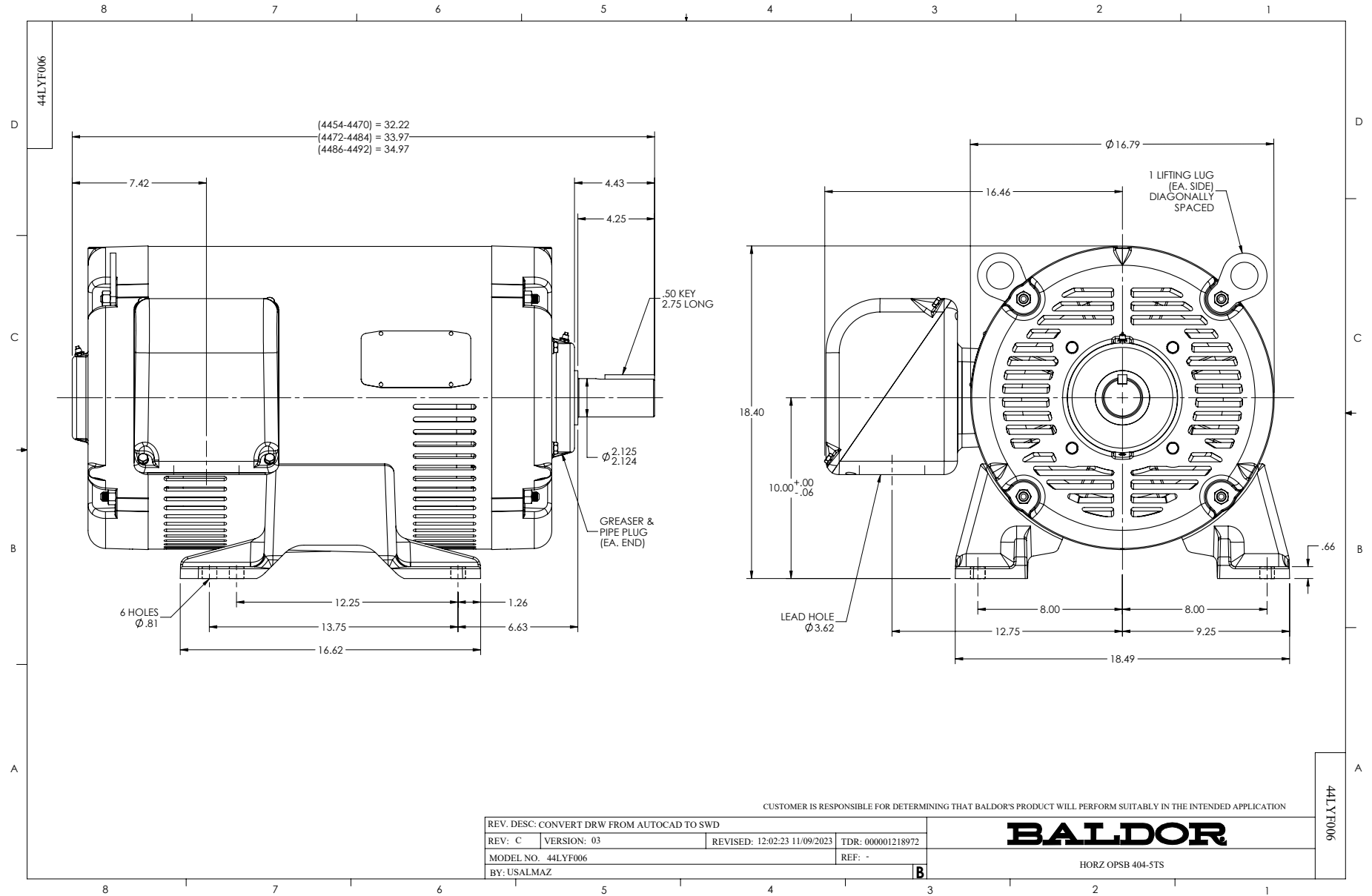
WINDING # 44WGW047

Typical performance - not guaranteed values.

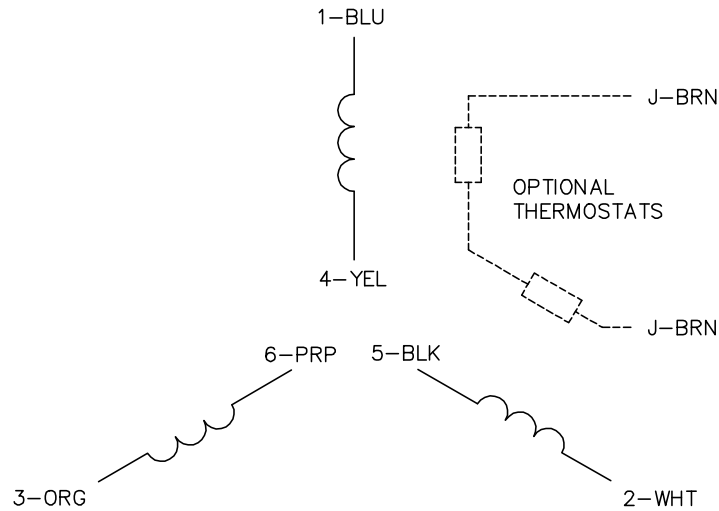
125 HP 3 PH 60 HZ 1775 RPM 460 V 4488M

TORQUES (LB-FT): PO=1004 PU=454 LR=540 LRA=914

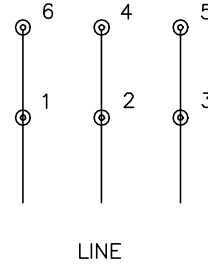




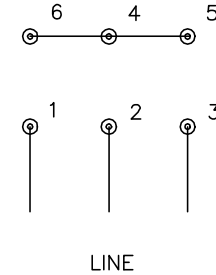
CD0382



RUN CONNECTION
(1D)



START CONNECTION
(1Y)



NOTES:

1. INTERCHANGE ANY TWO LINE LEADS TO REVERSE ROTATION.
2. OPTIONAL THERMOSTATS ARE PROVIDED WHEN SPECIFIED.
3. ACTUAL NUMBER OF INTERNAL PARALLEL CIRCUITS MAY BE A MULTIPLE OF THOSE SHOWN ABOVE.
4. LEAD COLORS ARE OPTIONAL. LEADS MUST ALWAYS BE NUMBERED AS SHOWN.
5. FOR ACROSS-THE-LINE STARTING, USE 'RUN' CONNECTION.

CD0382

REV. DESC: ADD CLASS CONN00000007		
REV. LTR: F	VERSION: 01	TDR: 000001099922
FILE: \AAA\00005\243	REVISED: 09:05:32 02/19/2019	BY: ENBRIRO
MTL: -	© □	

BALDOR - RELIANCE®

3PH, SV, 6 LEADS, Y START/D RUN

SH 1 of 1