

# **ABB BALDOR RELIANCE III**

---

## **Customer information packet** EM2547T-12

60HP, 1775RPM, 3PH, 60HZ, 364T, 4278M, OPSB, F1

**Specifications**

<b>Enclosure</b>	OPSB
<b>Frame</b>	364T
<b>Frame Material</b>	Steel
<b>Frequency</b>	60.00 Hz
<b>Motor Letter Type</b>	Three Phase
<b>Output @ Frequency</b>	60.000 HP @ 60 HZ
<b>Phase</b>	3
<b>Synchronous Speed @ Frequency</b>	1800 RPM @ 60 HZ
<b>Voltage @ Frequency</b>	230.0 V @ 60 HZ 460.0 V @ 60 HZ
<b>Agency Approvals</b>	CURUSEEV NEMA PREMIUM NEMA PREMIUM (OLD LOGO)
<b>Ambient Temperature</b>	40 °C
<b>Auxiliary Box</b>	NO AUXILLARY BOX
<b>Auxiliary Box Lead Termination</b>	None
<b>Base Indicator</b>	Rigid
<b>Bearing Grease Type</b>	Polyrex EM (-20F +300F)
<b>Blower</b>	None
<b>Current @ Voltage</b>	144.000 A @ 208.0 V 68.000 A @ 460.0 V 136.000 A @ 230.0 V
<b>Design Code</b>	A
<b>Drip Cover</b>	No Drip Cover
<b>Duty Rating</b>	CONT
<b>Efficiency @ 100% Load</b>	95.0 %
<b>Electrically Isolated Bearing</b>	Not Electrically Isolated
<b>Feedback Device</b>	NO FEEDBACK
<b>Front Face Code</b>	Standard
<b>Front Shaft Indicator</b>	None
<b>Heater Indicator</b>	No Heater
<b>High Voltage Full Load Amps</b>	68.0 a

**Part Detail**

<b>Revision</b>	Y
<b>Type</b>	AC
<b>Mech. spec.</b>	42E211
<b>Base</b>	
<b>Status</b>	PRD/A
<b>Elec. spec.</b>	42WGW658
<b>Layout</b>	42LYE211
<b>Eff. date</b>	11-29-2023
<b>CD Diagram</b>	CD0104
<b>Poles</b>	04
<b>Leads</b>	12#8
<b>Proprietary</b>	False
<b>Created date</b>	07-29-2009

<b>Insulation Class</b>	F
<b>Inverter Code</b>	Inverter Ready
<b>IP Rating</b>	NONE
<b>KVA Code</b>	G
<b>Lifting Lugs</b>	Standard Lifting Lugs
<b>Locked Bearing Indicator</b>	Locked Bearing
<b>Motor Lead Exit</b>	Ko Box
<b>Motor Lead Quantity/Wire Size</b>	12 @ 8 AWG
<b>Motor Lead Termination</b>	Flying Leads
<b>Motor Standards</b>	NEMA
<b>Motor Type</b>	4278M
<b>Mounting Arrangement</b>	F1
<b>Number of Poles</b>	4
<b>Overall Length</b>	30.69 IN
<b>Power Factor</b>	87
<b>Product Family</b>	General Purpose
<b>Pulley End Bearing Type</b>	Ball
<b>Pulley Face Code</b>	Standard
<b>Pulley Shaft Indicator</b>	Standard
<b>Rodent Screen</b>	None
<b>Service Factor</b>	1.15
<b>Shaft Diameter</b>	2.375 IN
<b>Shaft Extension Location</b>	Pulley End
<b>Shaft Ground Indicator</b>	No Shaft Grounding
<b>Shaft Rotation</b>	Reversible
<b>Shaft Slinger Indicator</b>	No Slinger
<b>Speed</b>	1775 rpm
<b>Speed Code</b>	Single Speed
<b>Starting Method</b>	Wye Start - Delta Run
<b>Thermal Device - Bearing</b>	None
<b>Thermal Device - Winding</b>	None
<b>Vibration Sensor Indicator</b>	No Vibration Sensor
<b>Winding Thermal 1</b>	None
<b>Winding Thermal 2</b>	None

**Nameplate**

<b>NP2138LUA</b>											
<b>CAT.NO.</b>	EM2547T-12			<b>P/N</b>				<b>ENCLOSURE</b>	OPSB		
<b>SPEC.</b>	42E211W658		<b>CC</b>	010A	<b>FRAME</b>	364T		<b>S/N</b>			
<b>HP</b>	60			<b>CLASS</b>	F	<b>HZ</b>	60				
<b>RPM</b>	1775			<b>PH</b>	3	<b>DES</b>	A				
<b>VOLT</b>	230/460			<b>KVA-CODE</b>	G		<b>ODE BRG</b>	6311	<b>DE BRG</b>	6313	
<b>AMP</b>	136/68										
<b>RATING</b>	40C AMB-CONT			<b>GREASE</b>	POLYREX EM						
<b>NEMA-NOM-EFF</b>	95	<b>PF</b>	87	<b>SER.F.</b>	1.15						
	50Hz 60Hp 190/380V 162/81A						SF 1.0				
<b>HTR-VOLTS</b>	<b>HTR-AMPS</b>										

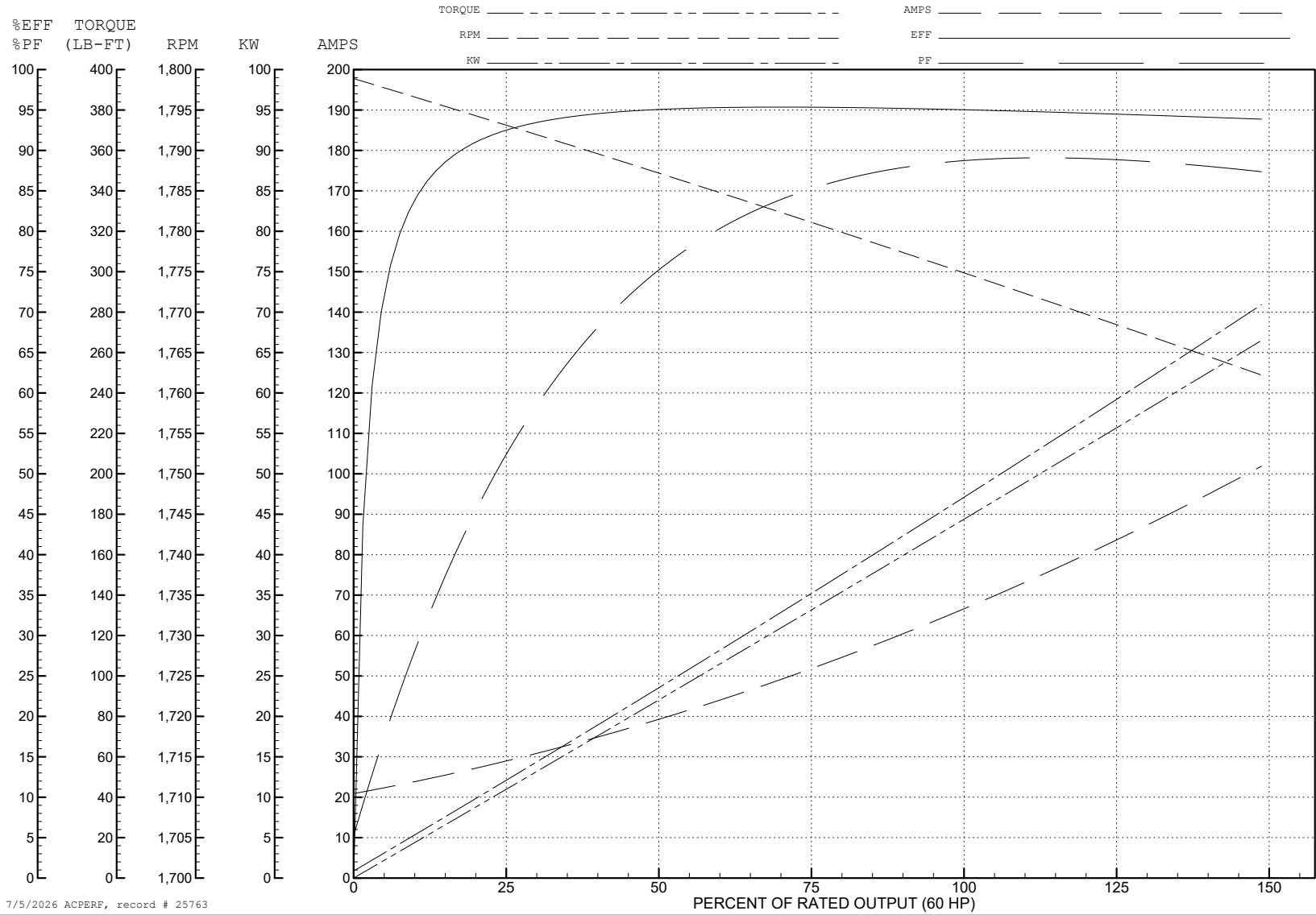
ABB Motors and Mechanical Inc.

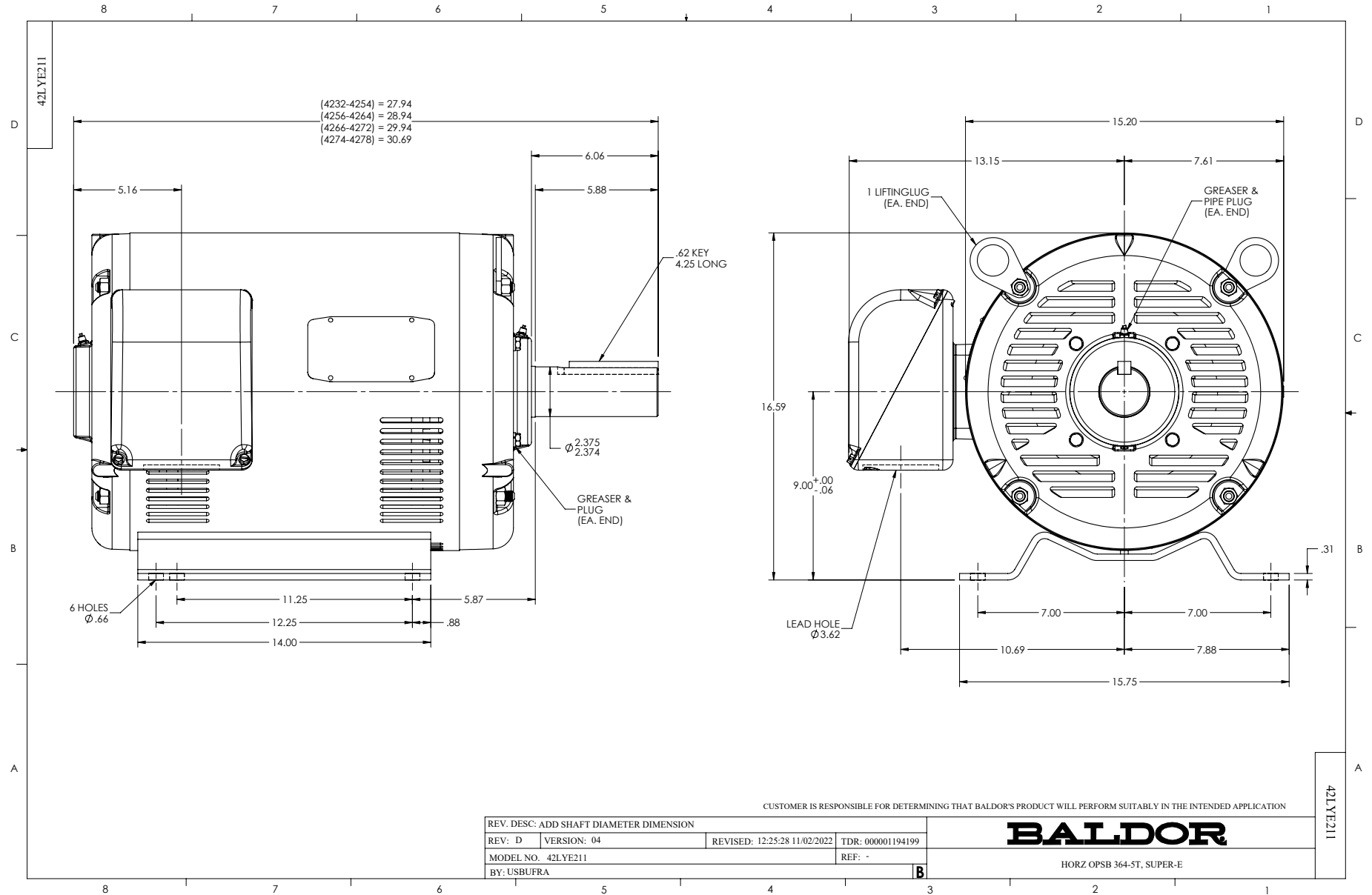
WINDING # 42WGW658

Typical performance - not guaranteed values.

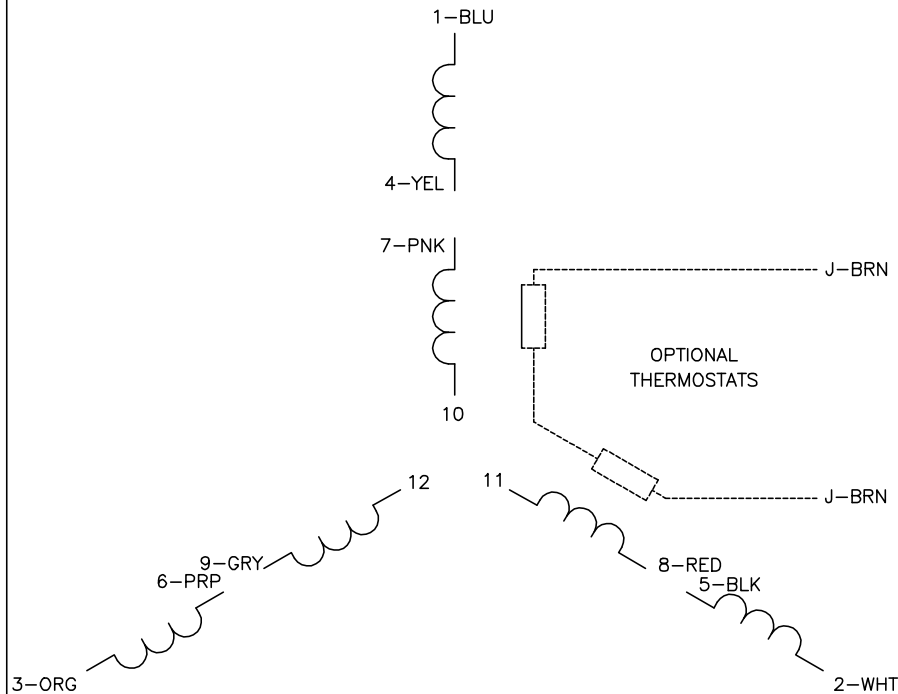
60 HP 3 PH 60 HZ 1775 RPM 460 V 4278M

TORQUES (LB-FT): PO=624 PU=245 LR=314 LRA=470



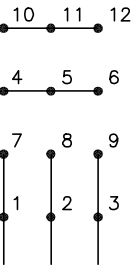


CD0104



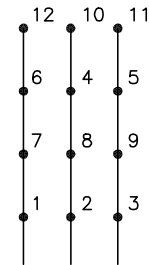
**LOW VOLTAGE**

START (2Y)



LINE

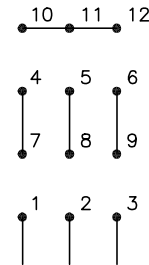
RUN (2D)



LINE

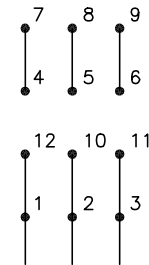
**HIGH VOLTAGE**

START (1Y)



LINE

RUN (1D)



LINE

**NOTES:**

1. INTERCHANGE ANY TWO LINE LEADS TO REVERSE ROTATION.
2. OPTIONAL THERMOSTATS ARE PROVIDED WHEN SPECIFIED.
3. ACTUAL NUMBER OF INTERNAL PARALLEL CIRCUITS MAY BE A MULTIPLE OF THOSE SHOWN ABOVE.
4. LEAD COLORS ARE OPTIONAL. LEADS MUST ALWAYS BE NUMBERED AS SHOWN.

CD0104

REV. DESC: ADD CLASS CONN00000007		
REV. LTR: D	VERSION: 01	TDR: 000001099922
FILE: \AAA\00008\377	REVISED: 09:02:55 02/19/2019	BY: ENBRIRO
MTL: -	© □	

**BALDOR - RELIANCE®**

3PH, DV, 12 LEADS, Y START/D RUN

SH 1 of 1