

# **ABB BALDOR RELIANCE III**



## **Customer information packet** EM2540T

40HP, 1180RPM, 3PH, 60HZ, 364T, 4278M, OPSB, F1

**Specifications**

<b>Enclosure</b>	OPSB
<b>Frame</b>	364T
<b>Frame Material</b>	Steel
<b>Frequency</b>	60.00 Hz
<b>Motor Letter Type</b>	Three Phase
<b>Output @ Frequency</b>	40.000 HP @ 60 HZ
<b>Phase</b>	3
<b>Synchronous Speed @ Frequency</b>	1200 RPM @ 60 HZ
<b>Voltage @ Frequency</b>	460.0 V @ 60 HZ 230.0 V @ 60 HZ
<b>Agency Approvals</b>	CURUSEEV NEMA PREMIUM NEMA PREMIUM (OLD LOGO)
<b>Ambient Temperature</b>	40 °C
<b>Auxiliary Box</b>	NO AUXILLARY BOX
<b>Auxiliary Box Lead Termination</b>	None
<b>Base Indicator</b>	Rigid
<b>Bearing Grease Type</b>	Polyrex EM (-20F +300F)
<b>Blower</b>	None
<b>Current @ Voltage</b>	51.000 A @ 460.0 V 110.000 A @ 208.0 V 104.000 A @ 230.0 V
<b>Design Code</b>	A
<b>Drip Cover</b>	No Drip Cover
<b>Duty Rating</b>	CONT
<b>Efficiency @ 100% Load</b>	94.1 %
<b>Electrically Isolated Bearing</b>	Not Electrically Isolated
<b>Feedback Device</b>	NO FEEDBACK
<b>Front Shaft Indicator</b>	None
<b>Heater Indicator</b>	No Heater
<b>High Voltage Full Load Amps</b>	51.0 a
<b>Insulation Class</b>	F

**Part Detail**

<b>Revision</b>	E
<b>Type</b>	AC
<b>Mech. spec.</b>	42F100
<b>Base</b>	
<b>Status</b>	PRD/A
<b>Elec. spec.</b>	42WGW920
<b>Layout</b>	42LYF100
<b>Eff. date</b>	11-29-2023
<b>CD Diagram</b>	CD0005
<b>Poles</b>	06
<b>Leads</b>	9#8
<b>Proprietary</b>	False
<b>Created date</b>	03-30-2022

<b>Inverter Code</b>	Not Inverter
<b>KVA Code</b>	H
<b>Lifting Lugs</b>	Standard Lifting Lugs
<b>Locked Bearing Indicator</b>	Locked Bearing
<b>Motor Lead Quantity/Wire Size</b>	9 @ 8 AWG
<b>Motor Lead Termination</b>	Flying Leads
<b>Motor Standards</b>	NEMA
<b>Motor Type</b>	4278M
<b>Mounting Arrangement</b>	F1
<b>Number of Poles</b>	6
<b>Overall Length</b>	30.69 IN
<b>Power Factor</b>	79
<b>Product Family</b>	General Purpose
<b>Pulley End Bearing Type</b>	Ball
<b>Pulley Face Code</b>	Standard
<b>Pulley Shaft Indicator</b>	Standard
<b>Rodent Screen</b>	None
<b>Service Factor</b>	1.15
<b>Shaft Diameter</b>	2.375 IN
<b>Shaft Ground Indicator</b>	No Shaft Grounding
<b>Shaft Rotation</b>	Reversible
<b>Shaft Slinger Indicator</b>	No Slinger
<b>Speed</b>	1180 rpm
<b>Speed Code</b>	Single Speed
<b>Starting Method</b>	Direct on line
<b>Thermal Device - Bearing</b>	None
<b>Thermal Device - Winding</b>	None
<b>Vibration Sensor Indicator</b>	No Vibration Sensor
<b>Winding Thermal 1</b>	None
<b>Winding Thermal 2</b>	None

**Nameplate**

<b>NP2138LUA</b>											
<b>CAT.NO.</b>	EM2540T		<b>P/N</b>					<b>ENCLOSURE</b>	OPSB		
<b>SPEC.</b>	42F100W920G1	<b>CC</b>	010A	<b>FRAME</b>	364T		<b>S/N</b>				
<b>HP</b>	40		<b>CLASS</b>	F	<b>HZ</b>	60					
<b>RPM</b>	1180		<b>PH</b>	3	<b>DES</b>	A					
<b>VOLT</b>	230/460		<b>KVA-CODE</b>	H		<b>ODE BRG</b>	6311	<b>DE BRG</b>	6313		
<b>AMP</b>	104/51										
<b>RATING</b>	40C AMB-CONT		<b>GREASE</b>	POLYREX EM							
<b>NEMA-NOM-EFF</b>	94.1	<b>PF</b>	79	<b>SER.F.</b>	1.15						
	50HZ 40HP 190/380V 120/60A				SF 1.0						
<b>HTR-VOLTS</b>	<b>HTR-AMPS</b>										

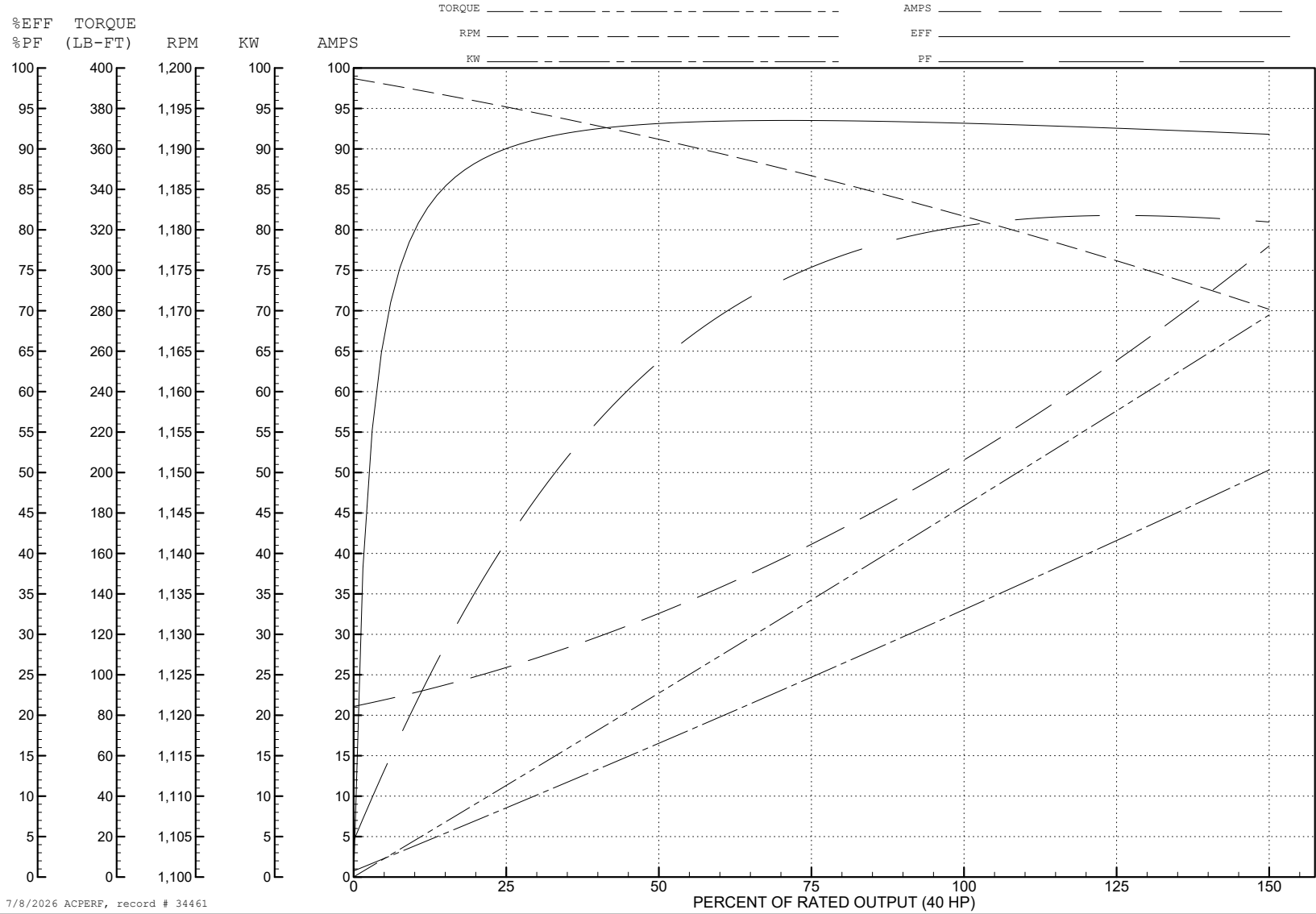
ABB Motors and Mechanical Inc.

WINDING # 42WGW920

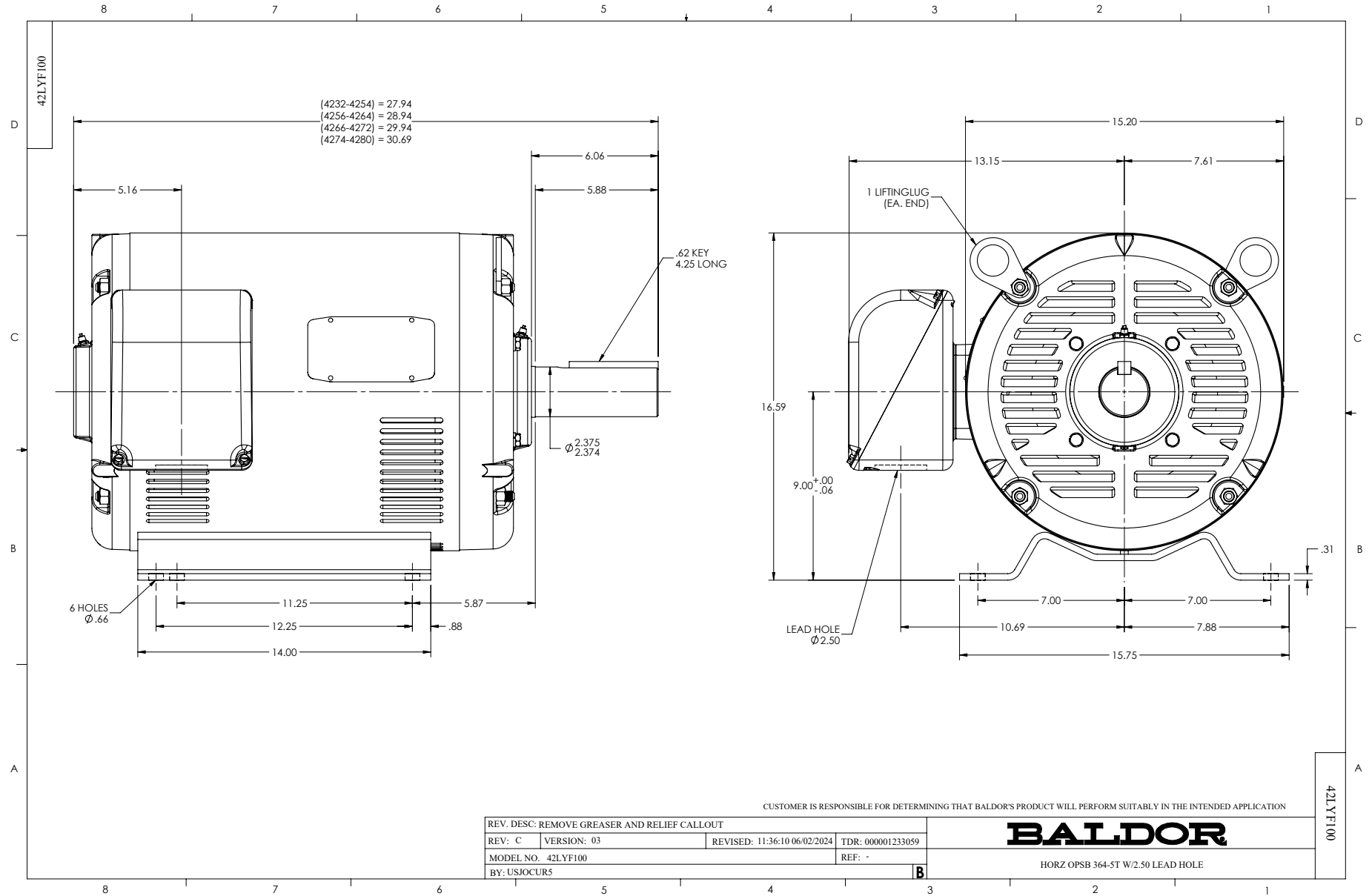
Typical performance - not guaranteed values.

40 HP 3 PH 60 HZ 1180 RPM 460 V 4278M

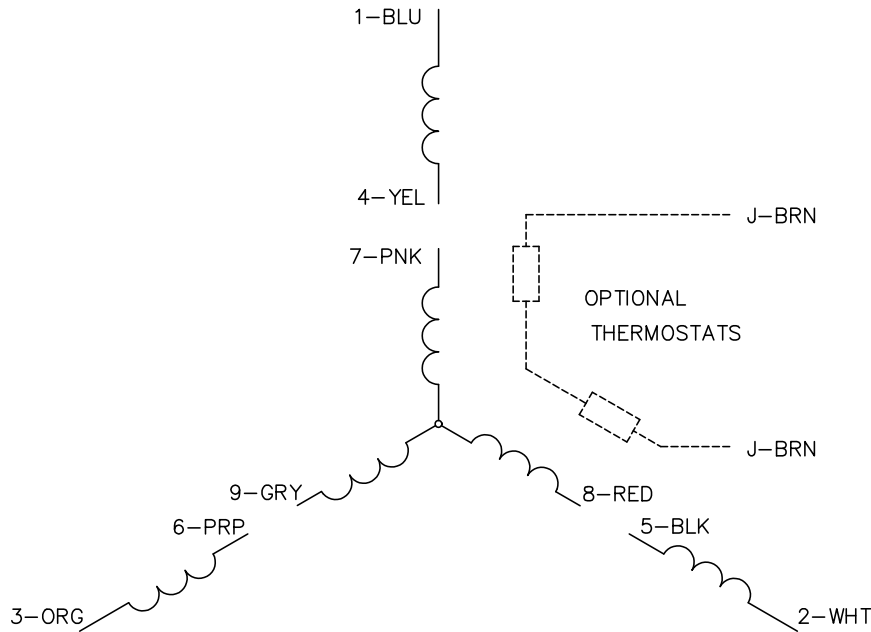
TORQUES (LB-FT): PO=521 PU=232 LR=317 LRA=337



7/8/2026 ACPERF, record # 34461



CD0005



LOW VOLTAGE  
(2Y)



LINE

HIGH VOLTAGE  
(1Y)



LINE

**NOTES:**

1. INTERCHANGE ANY TWO LINE LEADS TO REVERSE ROTATION.
2. OPTIONAL THERMOSTATS ARE PROVIDED WHEN SPECIFIED.
3. ACTUAL NUMBER OF INTERNAL PARALLEL CIRCUITS MAY BE A MULTIPLE OF THOSE SHOWN ABOVE.
4. LEAD COLORS ARE OPTIONAL. LEADS MUST ALWAYS BE NUMBERED AS SHOWN.

CD0005

REV. DESC: REVISE TO SHOW OPTIONAL COLORS			
REV. LTR: E	BY: JLP	REVISED: 01/19/99 10:15	TDR: 0171435
S00000		FILE: AAA00005140	MDL: -
		MTL: -	

**BALDOR ELECTRIC Co.**

3PH, DV, 9 LEADS