

BALDOR • RELIANCE

Customer information packet

EJMM2546T

60HP, 3540RPM, 3PH, 60HZ, 326JM, 4250M, OPSB, F

Specifications

Enclosure	OPSB
Frame	326JM
Frame Material	Steel
Frequency	60.00 Hz
Motor Letter Type	Three Phase
Output @ Frequency	60.000 HP @ 60 HZ
Phase	3
Synchronous Speed @ Frequency	3600 RPM @ 60 HZ
Voltage @ Frequency	230.0 V @ 60 HZ 460.0 V @ 60 HZ
Agency Approvals	CSA CSA EEV NEMA PREMIUM UR
Ambient Temperature	40 °C
Auxillary Box	No Auxillary Box
Auxillary Box Lead Termination	None
Base Indicator	Rigid
Bearing Grease Type	Polyrex EM (-20F +300F)
Blower	None
Current @ Voltage	136.000 A @ 230.0 V 68.000 A @ 460.0 V
Design Code	A
Drip Cover	No Drip Cover
Duty Rating	CONT
Efficiency @ 100% Load	93.6 %
Electrically Isolated Bearing	Not Electrically Isolated
Feedback Device	NO FEEDBACK
Front Face Code	Standard
Front Shaft Indicator	None
Heater Indicator	No Heater
High Voltage Full Load Amps	68.0 a

Part detail

Revision	K
Type	AC
Mech. spec.	42F59
Base	
Status	PRD/A
Elec. spec.	42WGW410
Layout	42LYF059
Eff. date	11-29-2023
CD Diagram	CD0180
Poles	02
Leads	9#6
Proprietary	False
Created date	06-05-2015

Insulation Class	F
Inverter Code	Inverter Ready
KVA Code	G
Lifting Lugs	Standard Lifting Lugs
Locked Bearing Indicator	Locked Bearing
Motor Lead Exit	Ko Box
Motor Lead Quantity/Wire Size	9 @ 6 AWG
Motor Lead Termination	Flying Leads
Motor Standards	NEMA
Motor Type	4250M
Mounting Arrangement	F1
Number of Poles	2
Overall Length	26.94 IN
Power Factor	89
Product Family	General Purpose
Pulley End Bearing Type	Ball
Pulley Face Code	C-Face
Pulley Shaft Indicator	Tapped & Key
Rodent Screen	Included
Service Factor	1.15
Shaft Diameter	1.250 IN
Shaft Extension Location	Pulley End
Shaft Ground Indicator	No Shaft Grounding
Shaft Rotation	Reversible
Shaft Slinger Indicator	Shaft Slinger
Speed	3540 rpm
Speed Code	Single Speed
Starting Method	Direct on line
Thermal Device - Bearing	None
Thermal Device - Winding	None
Vibration Sensor Indicator	No Vibration Sensor
Winding Thermal 1	None
Winding Thermal 2	None

Nameplate

NP2138LUA

CAT.NO.	EJMM2546T	P/N		ENCLOSURE	OPSB
SPEC.	42F059W410G4	CC	010A	FRAME	326JM
HP	60	CLASS	F	HZ	60
RPM	3540	PH	3	DES	A
VOLT	230/460	KVA-CODE	G	ODE BRG	6311
AMP	136/68	DE BRG			6312
RATING	40C AMB-CONT	GREASE	POLYREX EM		
NEMA-NOM-EFF	93.6	PF	89	SER.F.	1.15
HTR-VOLTS	50HZ 60HP 190/380V 160/80A			SF1.0	
HTR-AMPS					

AC Induction Motor Performance Data

Record # 33331

Typical performance - not guaranteed values

Winding: 42WGW410-R001		Type: 4250M		Enclosure: OPSB	
Nameplate Data			460 V, 60 Hz: High Voltage Connection		
Rated Output (HP)	60	Full Load Torque	88.9 LB-FT		
Volts	230/460	Start Configuration	direct on line		
Full Load Amps	136/68	Breakdown Torque	304 LB-FT		
R.P.M.	3540	Pull-up Torque	91.4 LB-FT		
Hz	60 Phase	3	Locked-rotor Torque	128 LB-FT	
NEMA Design Code	A KVA Code	G	Starting Current	443 A	
Service Factor (S.F.)	1.15	No-load Current	17.7 A		
NEMA Nom. Eff.	93.6 Power Factor	89	Line-line Res. @ 25°C	0.09668 Ω	
Rating - Duty	40C AMB-CONT	Temp. Rise @ Rated Load	35°C		
S.F. Amps		Temp. Rise @ S.F. Load	43°C		

Load Characteristics 460 V, 60 Hz, 60 HP

% of Rated Load	25	50	75	100	125	150	S.F.
Power Factor	65	82	88	90	90	89	90
Efficiency	90.7	93.7	94.2	93.9	93.3	92.5	93.5
Speed	3585.3	3574.5	3562.4	3549.9	3535.7	3520.5	3541
Line amperes	24.4	36.9	51.5	66.9	83.7	102	77

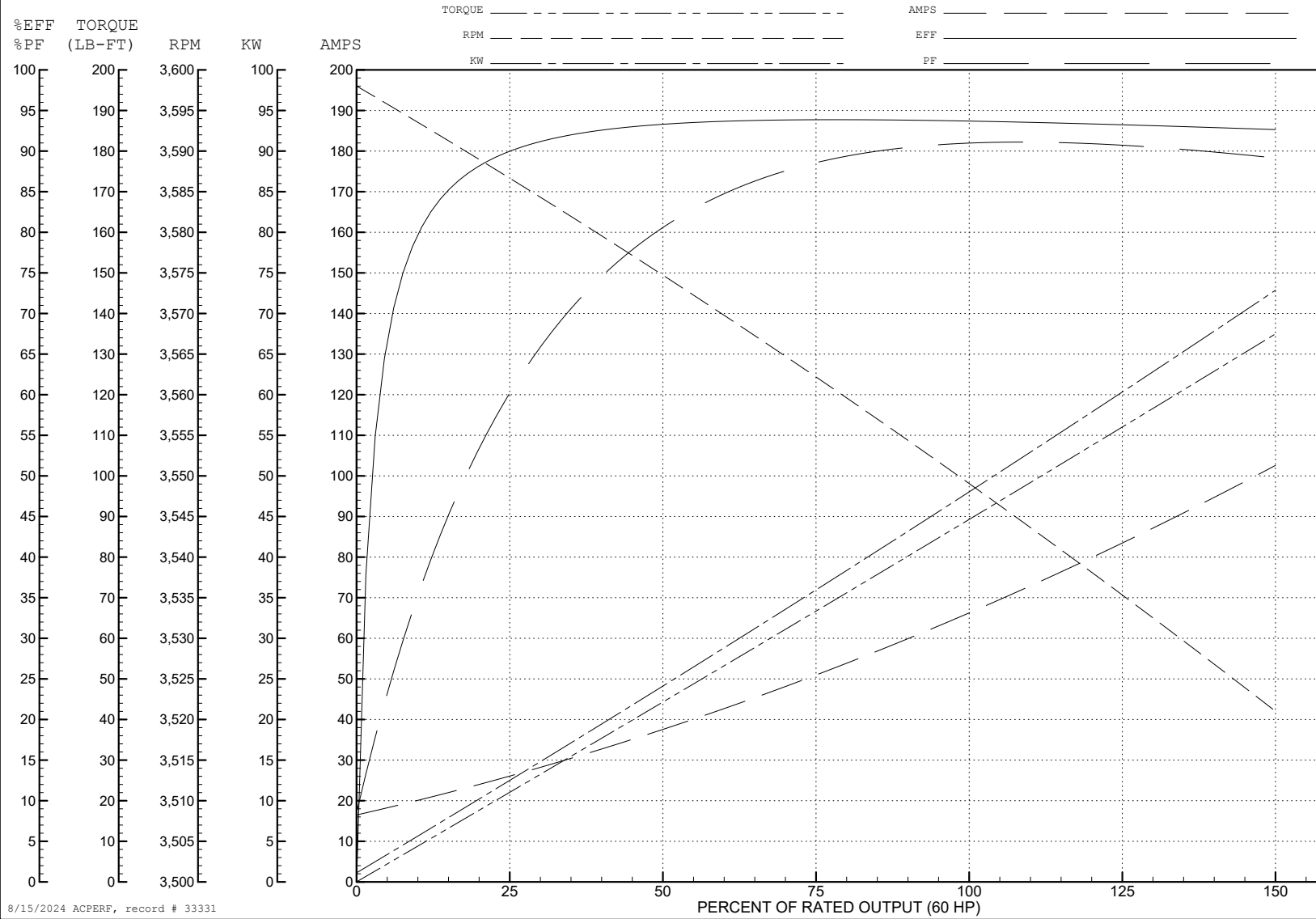
ABB Motors and Mechanical Inc.

WINDING # 42WGW410

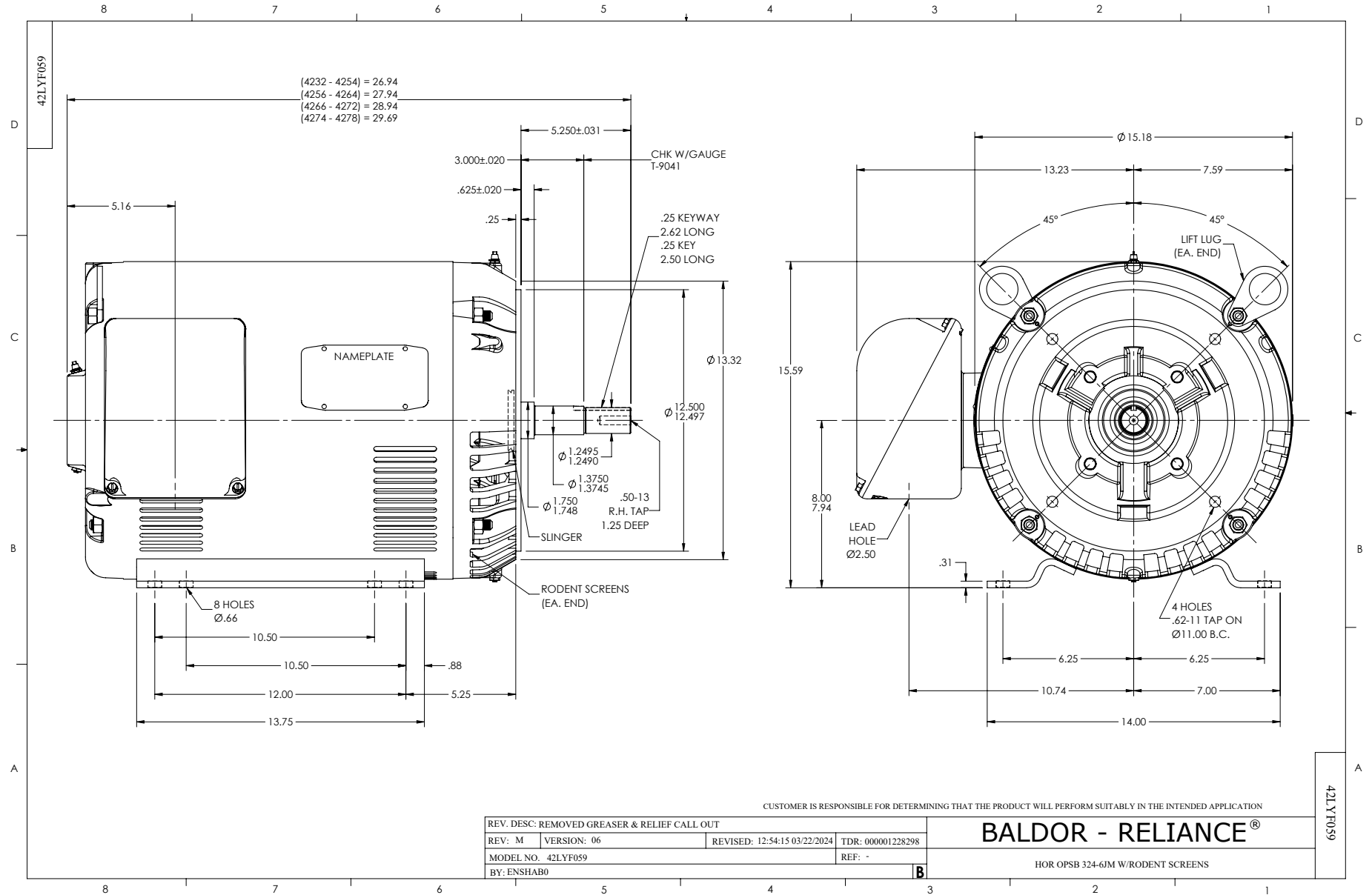
60 HP 3 PH 60 HZ 3540 RPM 460 V 4250M

Typical performance - not guaranteed values.

TORQUES (LB-FT): PO=304 PU=91.4 LR=128 LRA=443



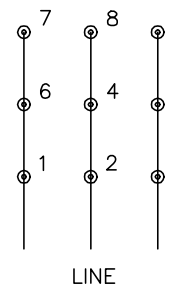
8/15/2024 ACPERF, record # 33331



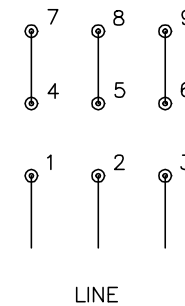
CD0180



LOW VOLTAGE
(2D)



HIGH VOLTAGE
(1D)



NOTES:

1. INTERCHANGE ANY TWO LINE LEADS TO REVERSE ROTATION.
2. OPTIONAL THERMOSTATS ARE PROVIDED WHEN SPECIFIED.
3. ACTUAL NUMBER OF INTERNAL PARALLEL CIRCUITS MAY BE A MULTIPLE OF THOSE SHOWN ABOVE.
4. LEAD COLORS ARE OPTIONAL. LEADS MUST ALWAYS BE NUMBERED AS SHOWN.

CD0180

REV. DESC: ADD CLASS CONN00000007		
REV. LTR: D	VERSION: 01	TDR: 000001099922
FILE: \AAA\00005\148	REVISED: 10: 25: 29 02/19/2019	BY: ENBRIRO
MTL: -	© □	

BALDOR - RELIANCE®

3PH, DV, 9 LEADS, DELTA CONNECTION

SH 1 of 1