

**BALDOR • RELIANCE**

---

# Customer information packet

## EHM3714T

10HP, 1770RPM, 3PH, 60HZ, 215T, 3752M, TEFC, F1

Class - None

Division - Not Applicable

## Specifications

Enclosure	TEFC
Frame	215T
Frame Material	Steel
Frequency	60.00 Hz
Haz Area Class and Group	None
Haz Area Division	Not Applicable
Motor Letter Type	Three Phase
Output @ Frequency	10.000 HP @ 60 HZ
Phase	3
Synchronous Speed @ Frequency	1800 RPM @ 60 HZ
Voltage @ Frequency	230.0 V @ 60 HZ 460.0 V @ 60 HZ
Agency Approvals	CSA UR
Ambient Temperature	40 °C
Auxillary Box	No Auxillary Box
Auxillary Box Lead Termination	None
Base Indicator	Rigid
Bearing Grease Type	Polyrex EM (-20F +300F)
Blower	None
Current @ Voltage	12.500 A @ 460.0 V 25.000 A @ 230.0 V 27.000 A @ 208.0 V
Design Code	A
Drip Cover	No Drip Cover
Duty Rating	CONT
Efficiency @ 100% Load	91.7 %
Electrically Isolated Bearing	Not Electrically Isolated
Feedback Device	NO FEEDBACK
Front Shaft Indicator	None
Heater Indicator	No Heater
High Voltage Full Load Amps	12.5 a

## Part detail

Revision	B
Type	AC
Mech. spec.	37J543
Base	
Status	PRD/A
Elec. spec.	37WGL865
Layout	37LYJ543
Eff. date	07-31-2024
CD Diagram	CD0005
Poles	04
Leads	9#14
Proprietary	False
Created date	01-29-2021

Insulation Class	F
Inverter Code	Inverter Ready
KVA Code	K
Lifting Lugs	Standard Lifting Lugs
Locked Bearing Indicator	No Locked Bearing
Motor Lead Quantity/Wire Size	9 @ 14 AWG
Motor Lead Termination	Flying Leads
Motor Standards	NEMA
Motor Type	3752M
Mounting Arrangement	F1
Number of Poles	4
Overall Length	20.53 IN
Power Factor	85
Product Family	General Purpose
Pulley End Bearing Type	Sealed Bearing
Pulley Face Code	Standard
Pulley Shaft Indicator	Standard
Rodent Screen	None
Service Factor	1.15
Shaft Diameter	1.375 IN
Shaft Ground Indicator	No Shaft Grounding
Shaft Rotation	Reversible
Shaft Slinger Indicator	No Slinger
Speed	1770 rpm
Speed Code	Single Speed
Starting Method	Direct on line
Thermal Device - Bearing	None
Thermal Device - Winding	None
Vibration Sensor Indicator	No Vibration Sensor
Winding Thermal 1	None
Winding Thermal 2	None

**Nameplate**

<b>NP2094E06B03</b>									
<b>CAT.NO.</b>	EHM3714T								
<b>SPEC.</b>	37J543L865G1								
<b>HP</b>	10								
<b>VOLTS</b>	230/460								
<b>AMPS</b>	25/12.5								
<b>RPM</b>	1770								
<b>FRAME</b>	215T		<b>HZ</b>	60		<b>PH</b>	3		
<b>SER.F.</b>	1.15	<b>CODE</b>	K	<b>DES</b>	A	<b>CL</b>	F		
<b>NEMA-NOM-EFF</b>	91.7	<b>PF</b>	85						
<b>RATING</b>	40C AMB-CONT								
<b>CC</b>	010A		<b>USABLE AT 208V</b>			N/A			
<b>DE</b>	6307	<b>ODE</b>	6206						
<b>AUTO</b>	N	<b>MANUAL</b>	N	<b>NONE</b>	Y				
<b>ENCL</b>	TEFC	<b>SN</b>							
<b>BLANK</b>									

**AC Induction Motor Performance Data**

Record # 85459

Preliminary Data Sheet

Winding: 37WGL865-R001		Type: 3752M	Enclosure: TEFC		
<b>Nameplate Data</b>		<b>460 V, 60 Hz: High Voltage Connection</b>			
Rated Output (HP)	10	Full Load Torque	29.7 LB-FT		
Volts	230/460	Start Configuration	direct on line		
Full Load Amps	25/12.5	Breakdown Torque	102 LB-FT		
R.P.M.	1770	Pull-up Torque	46.9 LB-FT		
Hz	60 Phase	3	Locked-rotor Torque	62.2 LB-FT	
NEMA Design Code	A	KVA Code	K	Starting Current	101 A
Service Factor (S.F.)	1.15	No-load Current	5.33 A		
NEMA Nom. Eff.	91.7	Power Factor	85	Line-line Res. @ 25°C	0.957 Ω
Rating - Duty	40C	AMB-CONT		Temp. Rise @ Rated Load	69°C
S.F. Amps				Temp. Rise @ S.F. Load	86°C
				Locked-rotor Power Factor	35.8
				Rotor inertia	1.28 LB-FT <sup>2</sup>

**Load Characteristics 460 V, 60 Hz, 10 HP**

% of Rated Load	25	50	75	100	125	150	S.F.
Power Factor	44	66	77	81	84	85	84
Efficiency	88.4	91.8	92.4	92.1	91	89.9	91.4
Speed	1793	1786	1778	1770	1761	1751	1762
Line amperes	6.05	7.73	9.9	12.5	15.3	18.3	14.1

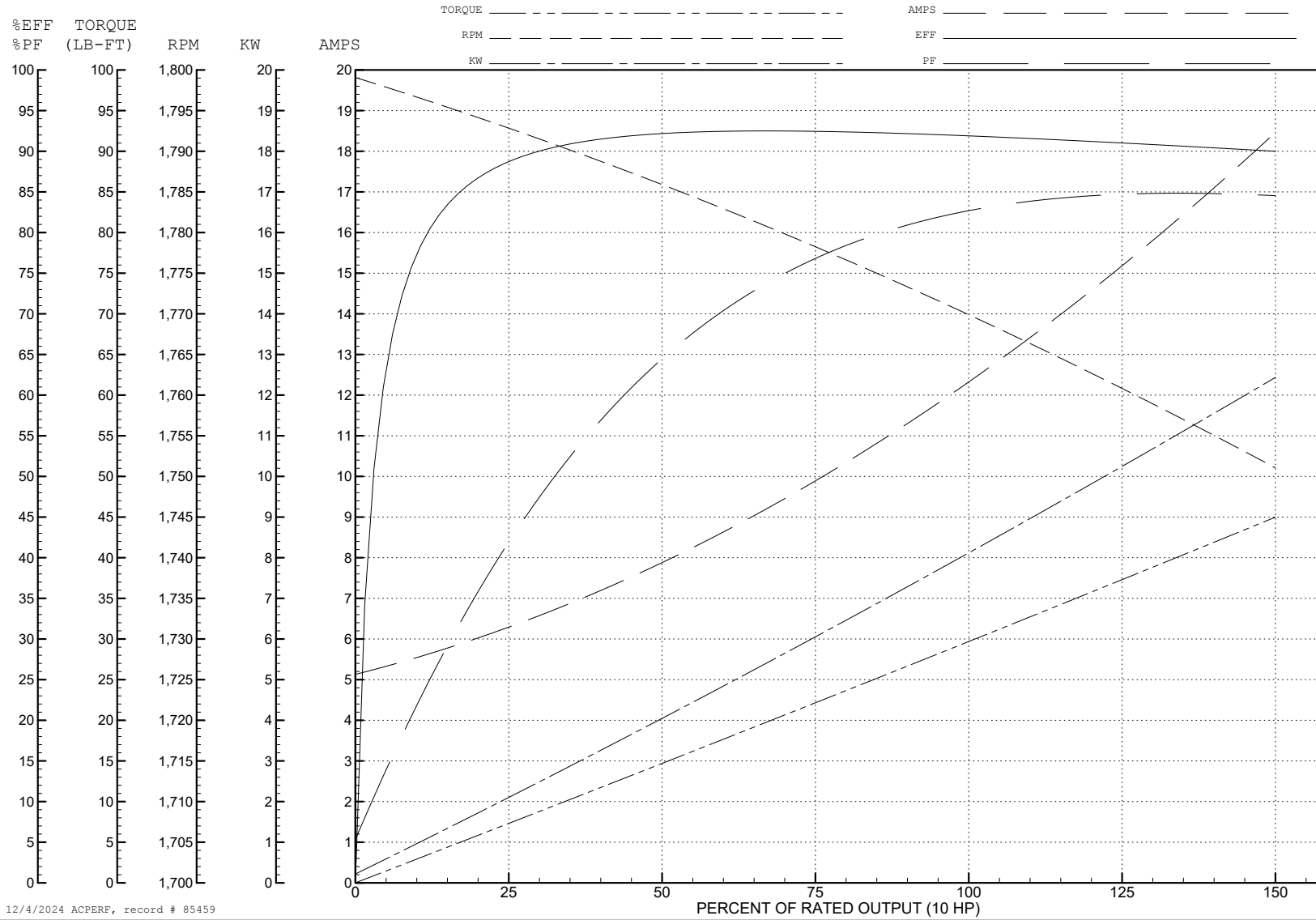
ABB Motors and Mechanical Inc.

WINDING # 37WGL865

Typical performance - not guaranteed values.

10 HP 3 PH 60 HZ 1770 RPM 460 V 3752M

TORQUES (LB-FT): PO=102 PU=46.9 LR=62.2 LRA=101



12/4/2024 ACPERF, record # 85459

**AC Induction Motor Performance Data**

Record # 103095

Typical performance - not guaranteed values

Winding: 37WGL865-R001		Type: 3752M	Enclosure: TEFC	
<b>Nameplate Data</b>			<b>415 V, 60 Hz: High Voltage Connection</b>	
Rated Output (HP)	10	Full Load Torque	29.83 LB-FT	
Volts	230/460	Start Configuration	direct on line	
Full Load Amps	25/12.5	Breakdown Torque	82.4 LB-FT	
R.P.M.	1770	Pull-up Torque	37.5 LB-FT	
Hz	60 Phase	Locked-rotor Torque	49.7 LB-FT	
NEMA Design Code	A KVA Code	Starting Current	90.2 A	
Service Factor (S.F.)	1.15	No-load Current	4.58 A	
NEMA Nom. Eff.	91.7 Power Factor	Line-line Res. @ 25°C	0.957 Ω	
Rating - Duty	40C AMB-CONT	Temp. Rise @ Rated Load	73°C	
S.F. Amps		Temp. Rise @ S.F. Load	93°C	
		Locked-rotor Power Factor	35.8	
		Rotor inertia	1.28 lb-ft <sup>2</sup>	

**Load Characteristics 415 V, 60 Hz, 10 HP**

% of Rated Load	25	50	75	100	125	150	S.F.
Power Factor	52	73	81	84	86	86	85
Efficiency	89.7	92.3	92.4	91.8	90.2	88.7	90.8
Speed	1792	1783	1774	1764	1753	1740	1757
Line amperes	5.53	7.67	10.3	13.41	16.72	20.39	15.4

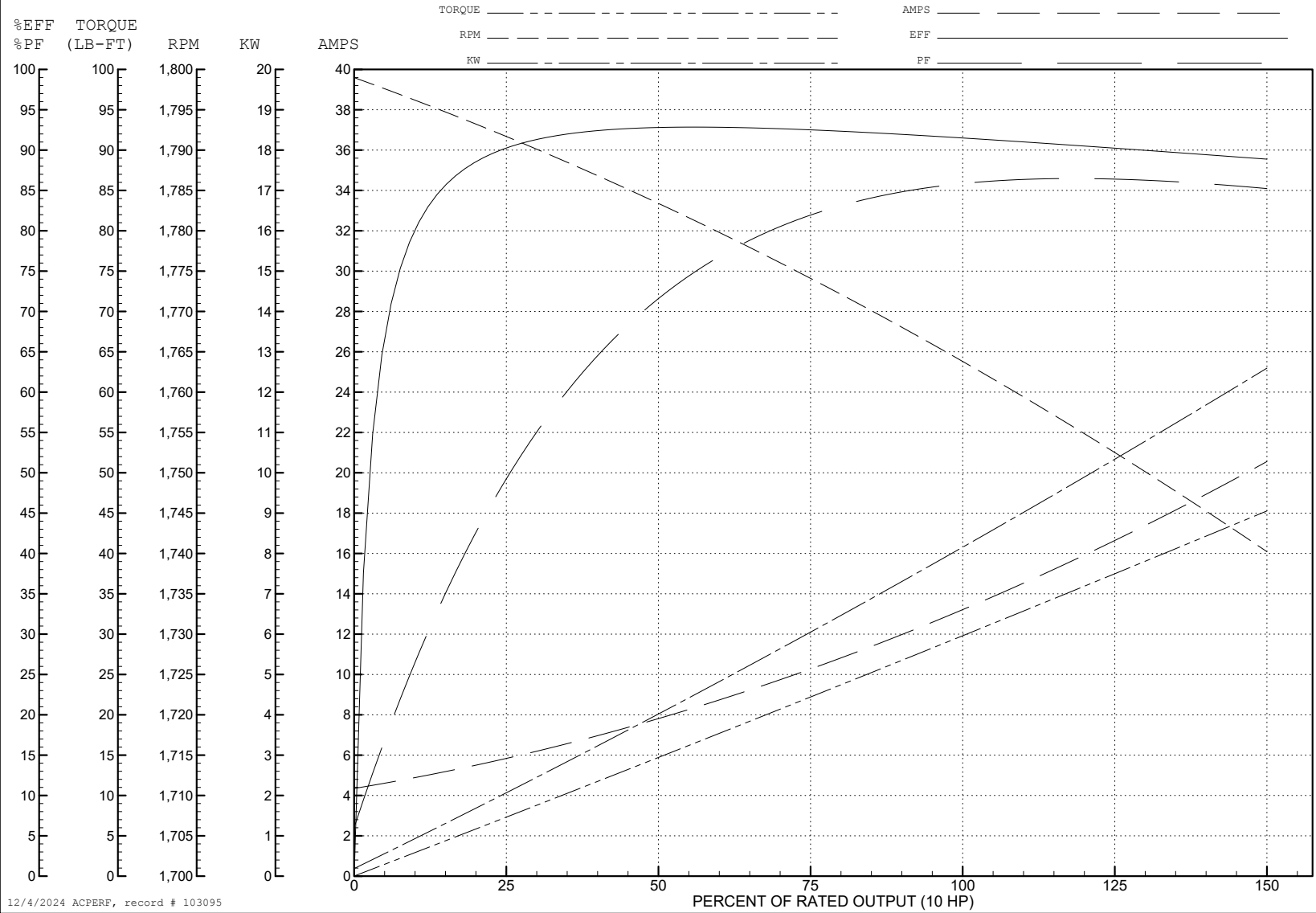
ABB Motors and Mechanical Inc.

WINDING # 37WGL865

Typical performance - not guaranteed values.

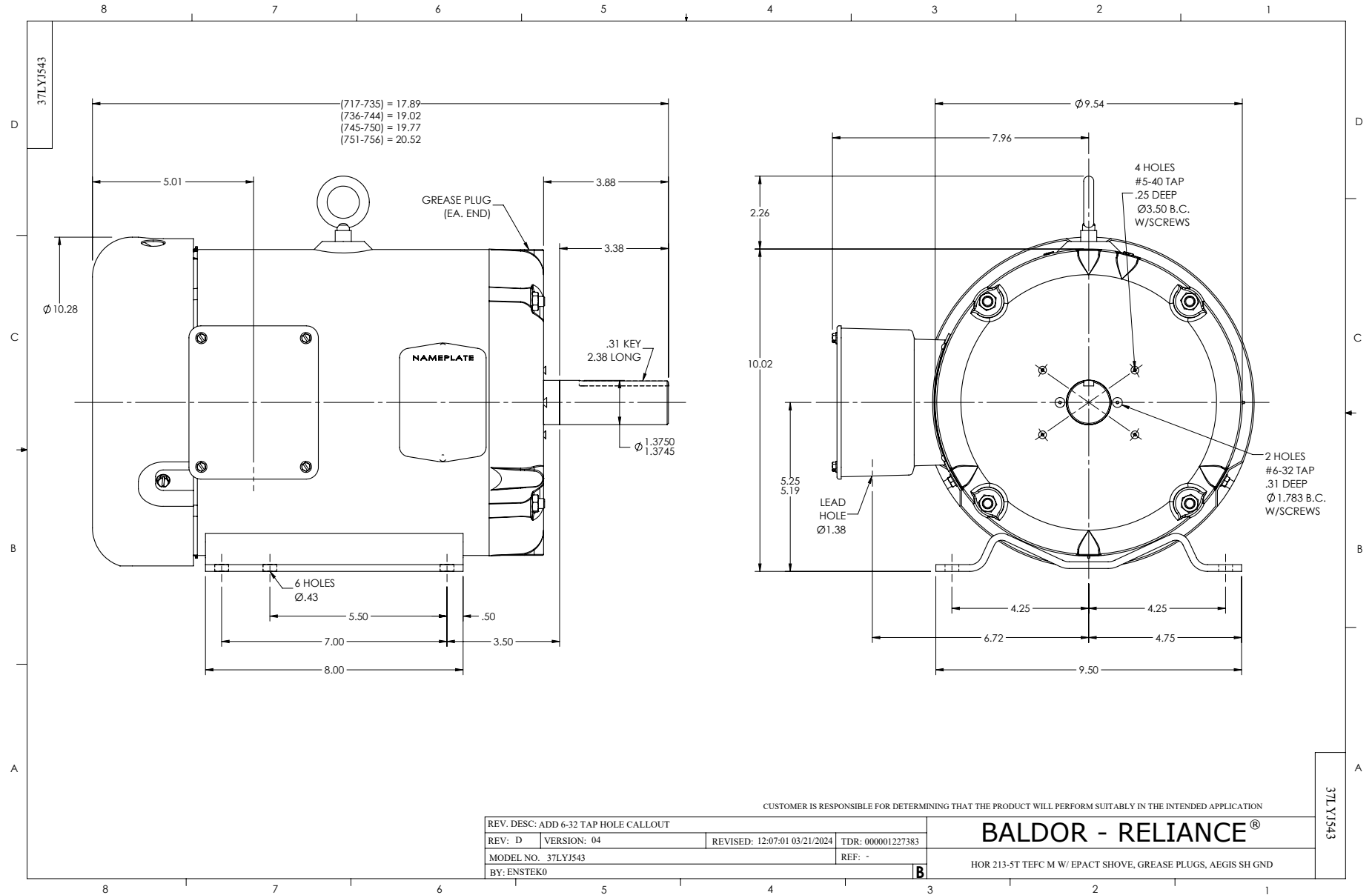
10 HP 3 PH 60 HZ 1770 RPM 415 V 3752M

TORQUES (LB-FT): PO=82.4 PU=37.5 LR=49.7 LRA=90.2



12/4/2024 ACPERF, record # 103095





CD0005



LOW VOLTAGE  
(2Y)



LINE

HIGH VOLTAGE  
(1Y)



LINE

NOTES:

1. INTERCHANGE ANY TWO LINE LEADS TO REVERSE ROTATION.
2. OPTIONAL THERMOSTATS ARE PROVIDED WHEN SPECIFIED.
3. ACTUAL NUMBER OF INTERNAL PARALLEL CIRCUITS MAY BE A MULTIPLE OF THOSE SHOWN ABOVE.
4. LEAD COLORS ARE OPTIONAL. LEADS MUST ALWAYS BE NUMBERED AS SHOWN.

CD0005

REV. DESC: REVISE TO SHOW OPTIONAL COLORS			
REV. LTR: E	BY: JLP	REVISED: 01/19/99 10:15	TDR: 0171435
S00000		FILE: AAA00005140	MDL: -
		MTL: -	

**BALDOR ELECTRIC Co.**

3PH, DV, 9 LEADS