

BALDOR • RELIANCE

Customer information packet

EHF2535T

30HP, 1775RPM, 3PH, 60HZ, 286T, 4060M, OPSB, F2

Specifications

Enclosure	OPSB
Frame	286T
Frame Material	Steel
Frequency	60.00 Hz
Motor Letter Type	Three Phase
Output @ Frequency	30.000 HP @ 60 HZ
Phase	3
Synchronous Speed @ Frequency	1800 RPM @ 60 HZ
Voltage @ Frequency	230.0 V @ 60 HZ 460.0 V @ 60 HZ
Agency Approvals	UR CSA
Ambient Temperature	40 °C
Auxillary Box	No Auxillary Box
Auxillary Box Lead Termination	None
Base Indicator	Rigid
Bearing Grease Type	Polyrex EM (-20F +300F)
Blower	None
Current @ Voltage	36.000 A @ 460.0 V 72.000 A @ 230.0 V 76.000 A @ 208.0 V
Design Code	A
Drip Cover	No Drip Cover
Duty Rating	CONT
Efficiency @ 100% Load	94.1 %
Electrically Isolated Bearing	Not Electrically Isolated
Feedback Device	NO FEEDBACK
Front Face Code	Standard
Front Shaft Indicator	None
Heater Indicator	No Heater
High Voltage Full Load Amps	36.0 a
Insulation Class	F

Part detail

Revision	N
Type	AC
Mech. spec.	40J100
Base	
Status	PRD/A
Elec. spec.	40WGX339
Layout	40LYJ100
Eff. date	09-10-2024
CD Diagram	CD0005
Poles	04
Leads	9#8
Proprietary	False
Created date	05-26-2016

Inverter Code	Inverter Ready
KVA Code	H
Lifting Lugs	Standard Lifting Lugs
Locked Bearing Indicator	No Locked Bearing
Motor Lead Exit	Ko Box
Motor Lead Quantity/Wire Size	9 @ 8 AWG
Motor Lead Termination	Flying Leads
Motor Standards	NEMA
Motor Type	4060M
Mounting Arrangement	F2
Number of Poles	4
Overall Length	26.06 IN
Power Factor	82
Product Family	General Purpose
Pulley End Bearing Type	Ball
Pulley Face Code	Standard
Pulley Shaft Indicator	Standard
Rodent Screen	None
Service Factor	1.15
Shaft Diameter	1.875 IN
Shaft Extension Location	Pulley End
Shaft Ground Indicator	No Shaft Grounding
Shaft Rotation	Reversible
Shaft Slinger Indicator	No Slinger
Speed	1775 rpm
Speed Code	Single Speed
Starting Method	Direct on line
Thermal Device - Bearing	None
Thermal Device - Winding	None
Vibration Sensor Indicator	No Vibration Sensor
Winding Thermal 1	None
Winding Thermal 2	None

Nameplate

NP2094E06B03									
CAT.NO.	EHFM2535T								
SPEC.	40J100X339G1								
HP	30								
VOLTS	230/460								
AMPS	74/37								
RPM	1775								
FRAME	286T		HZ	60		PH	3		
SER.F.	1.15	CODE	H	DES	A	CL	F		
NEMA-NOM-EFF	94.1	PF	80						
RATING	40C AMB-CONT								
CC	010A		USABLE AT 208V				N/A		
DE	6311	ODE	6309						
AUTO		MANUAL		NONE					
ENCL	OPSB	SN							
BLANK									

AC Induction Motor Performance Data

Record # 56978

Typical performance - not guaranteed values

Winding: 40WGX339-R001		Type: 4060M		Enclosure: OPSB			
Nameplate Data			460 V, 60 Hz: High Voltage Connection				
Rated Output (HP)	30	Full Load Torque	88.8 LB-FT				
Volts	230/460	Start Configuration	direct on line				
Full Load Amps	72/36	Breakdown Torque	280 LB-FT				
R.P.M.	1775	Pull-up Torque	130 LB-FT				
Hz	60 Phase	3	Locked-rotor Torque	161 LB-FT			
NEMA Design Code	A	KVA Code	H	Starting Current	252 A		
Service Factor (S.F.)	1.15		No-load Current	15.4 A			
NEMA Nom. Eff.	94.1	Power Factor	82	Line-line Res. @ 25°C	0.22043 Ω		
Rating - Duty	40C AMB-CONT		Temp. Rise @ Rated Load	29°C			
S.F. Amps			Temp. Rise @ S.F. Load	35°C			
			Locked-rotor Power Factor	31.4			

Load Characteristics 460 V, 60 Hz, 30 HP

% of Rated Load	25	50	75	100	125	150	S.F.
Power Factor	44	67	77	82	85	85	84
Efficiency	90.5	93.8	94.4	94.3	93.9	93.2	94.1
Speed	1793.6	1788.1	1782.5	1776.9	1770.4	1763.1	1773
Line amperes	17.7	22.5	29	36.3	44.3	53	41.1

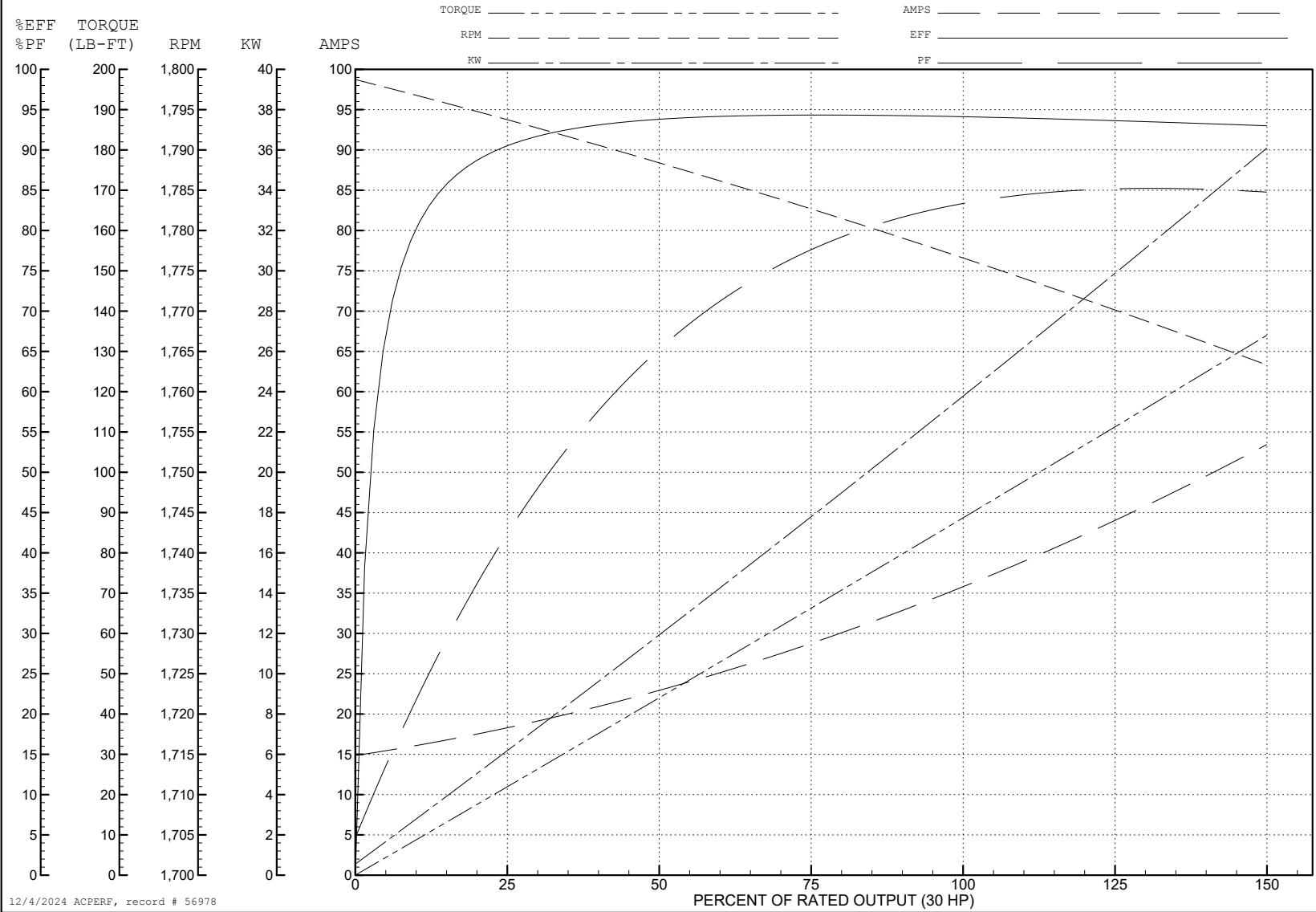
ABB Motors and Mechanical Inc.

WINDING # 40WGX339

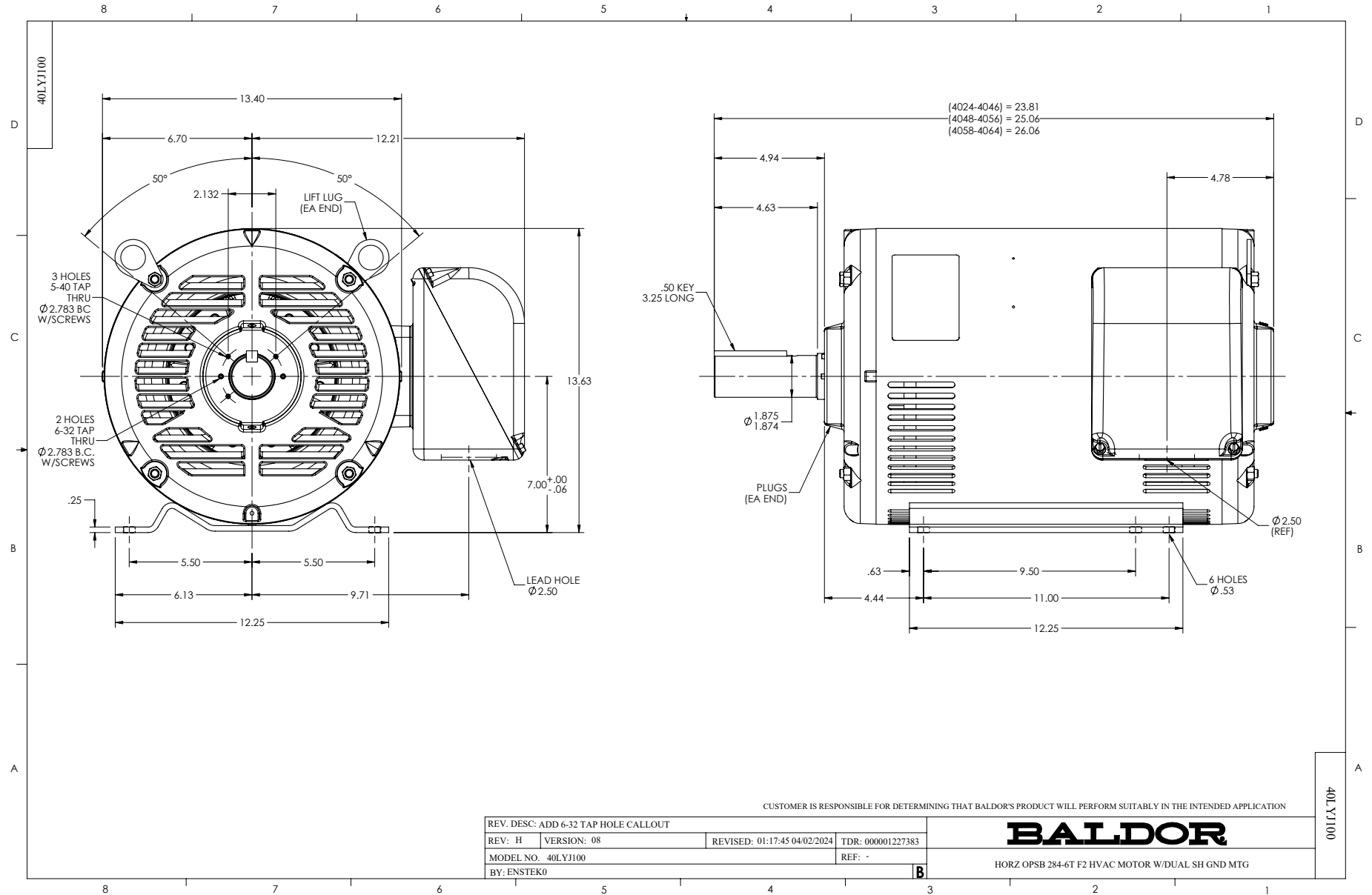
Typical performance - not guaranteed values.

30 HP 3 PH 60 HZ 1775 RPM 460 V 4060M

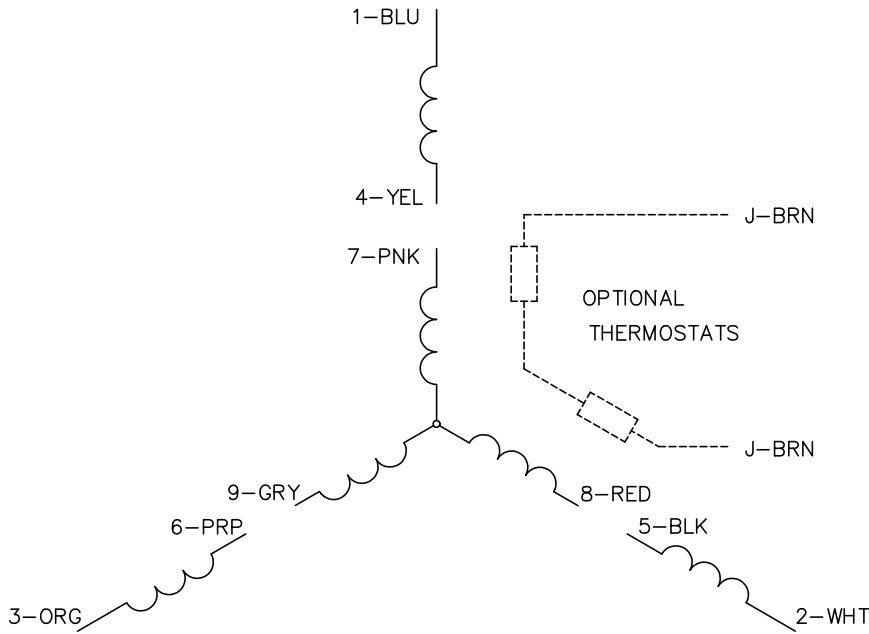
TORQUES (LB-FT): PO=280 PU=130 LR=161 LRA=252



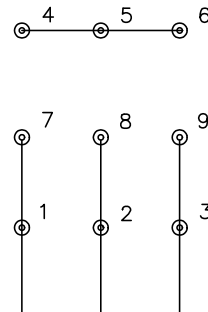
12/4/2024 ACPERF, record # 56978



CD0005



LOW VOLTAGE
(2Y)



LINE

HIGH VOLTAGE
(1Y)



LINE

NOTES:

1. INTERCHANGE ANY TWO LINE LEADS TO REVERSE ROTATION.
2. OPTIONAL THERMOSTATS ARE PROVIDED WHEN SPECIFIED.
3. ACTUAL NUMBER OF INTERNAL PARALLEL CIRCUITS MAY BE A MULTIPLE OF THOSE SHOWN ABOVE.
4. LEAD COLORS ARE OPTIONAL. LEADS MUST ALWAYS BE NUMBERED AS SHOWN.

CD0005

REV. DESC: REVISE TO SHOW OPTIONAL COLORS			
REV. LTR: E	BY: JLP	REVISED: 01/19/99 10:15	TDR: 0171435
S00000		FILE: AAA00005140	MDL: -
		MTL: -	

BALDOR ELECTRIC Co.

3PH, DV, 9 LEADS