Customer information packet

EGDM3218T

5HP, 1750RPM, 3PH, 60HZ, 184TZ, 3636M, OPSB, F1
Class - None
Division - Not Applicable

Copyright © All product information within this document is subject to ABB Motors and Mechanical Inc. copyright © protection, unless otherwise noted.
10/18/2026 11:32:53 PM

Specifications

Enclosure	OPSB
Frame	184TZ
Frame Material	Steel
Frequency	60.00 Hz
Haz Area Class and Group	None
Haz Area Division	Not Applicable
Motor Letter Type	Three Phase
Output @ Frequency	5.000 HP @ 60 HZ
Phase	3
Synchronous Speed @ Frequency	1800 RPM @ 60 HZ
Voltage @ Frequency	230.0 V @ 60 HZ 208.0 V @ 60 HZ 460.0 V @ 60 HZ
Agency Approvals	CURUSEEV NEMA PREMIUM
Ambient Temperature	40 °C
Auxiliary Box	NO AUXILLARY BOX
Auxiliary Box Lead Termination	None
Base Indicator	Rigid
Bearing Grease Type	Polyrex EM (-20F +300F)
Blower	None
Current @ Voltage	7.000 A @ 460.0 V 14.200 A @ 208.0 V 14.000 A @ 230.0 V 14.000 A @ 208.0 V
Design Code	B
Drip Cover	No Drip Cover
Duty Rating	CONT
Efficiency @ 100% Load	89.5 %
Electrically Isolated Bearing	Not Electrically Isolated
Feedback Device	NO FEEDBACK
Front Shaft Indicator	None

Part Detail

Revision	A
Type	AC
Mech. spec.	36Q485
Base	
Status	PRD/A
Elec. spec.	36WGZ657
Layout	36LYQ485
Eff. date	03-31-2026
CD Diagram	CD0005
Poles	04
Leads	9#16
Proprietary	False
Created date	11-07-2025

Heater Indicator	No Heater
High Voltage Full Load Amps	7.0 a
Insulation Class	F
Inverter Code	Inverter Ready
KVA Code	J
Lifting Lugs	Standard Lifting Lugs
Locked Bearing Indicator	No Locked Bearing
Motor Lead Quantity/Wire Size	9 @ 16 AWG
Motor Lead Termination	Flying Leads
Motor Standards	NEMA
Motor Type	3636M
Mounting Arrangement	F1
Number of Poles	4
Overall Length	17.49 IN
Power Factor	80
Product Family	General Purpose
Pulley End Bearing Type	Sealed Bearing
Pulley Face Code	Standard
Pulley Shaft Indicator	Standard
Rodent Screen	Included
RoHS Status	ROHS NON-COMPLIANT
Service Factor	1.15
Shaft Diameter	1.125 IN
Shaft Ground Indicator	No Shaft Grounding
Shaft Rotation	Reversible
Shaft Slinger Indicator	No Slinger
Speed	1750 rpm
Speed Code	Single Speed
Starting Method	Direct on line
Thermal Device - Bearing	None
Thermal Device - Winding	Normally Closed Thermostat
Vibration Sensor Indicator	No Vibration Sensor
Winding Thermal 1	None
Winding Thermal 2	None

Nameplate

NP3126L								
CAT.NO.	EGDM3218T							
SPEC.	36Q485Z657							
HP	5							
VOLTS	208-230/460							
AMP	14.2-14/7							
RPM	1750							
FRAME	184TZ		**HZ**	60			**PH**	3
SER.F.	1.15	**CODE**	J	**DES**	B	**CL**	F	
NEMA-NOM-EFF	89.5	**PF**	80					
RATING	40C AMB-CONT							
CC	010A							
DE	6206		**ODE**	6205				
ENCL	OPSB	**SN**						
	SFA 16.3-15.7/7.83							

AC Induction Motor Performance Data
Record # 115738
Typical performance - not guaranteed values

Winding: 36WGZ657-R001	**Type:** 3636M	**Enclosure:** OPSB

Nameplate Data				**460 V, 60 Hz: High Voltage Connection**	
Rated Output (HP)			5	**Full Load Torque**	14.97 LB-FT
Volts			230/460	**Start Configuration**	direct on line
Full Load Amps			14/7	**Breakdown Torque**	58.2 LB-FT
R.P.M.			1750	**Pull-up Torque**	27 LB-FT
Hz	60	**Phase**	3	**Locked-rotor Torque**	32.1 LB-FT
NEMA Design Code	B	**KVA Code**	J	**Starting Current**	47.8 A
Service Factor (S.F.)			1.15	**No-load Current**	3.47 A
NEMA Nom. Eff.	89.5	**Power Factor**	80	**Line-line Res. @ 25ºC**	2.6406 Ω
Rating - Duty			40C AMB-CONT	**Temp. Rise @ Rated Load**	41°C
S.F. Amps				**Temp. Rise @ S.F. Load**	50°C
				Locked-rotor Power Factor	42.5
				Rotor inertia	0.335 lb-ft²

Load Characteristics 460 V, 60 Hz, 5 HP

% of Rated Load	**25**	**50**	**75**	**100**	**125**	**150**	**S.F.**
Power Factor	37	58	70	77	81	83	79
Efficiency	84.7	89.8	90.7	90.3	89.3	87.9	89.7
Speed	1789	1778.9	1767.9	1755.9	1742.6	1728.3	1748
Line amperes	3.79	4.51	5.52	6.73	8.12	9.65	7.56

ABB Motors and Mechanical Inc.

WINDING # 36WGZ657

Typical performance - not guaranteed values.

5 HP 3 PH 60 HZ 1750 RPM 460 V 3636M

TORQUES(LB-FT): PO=58.2 PU=27 LR=32.1 LRA=47.8

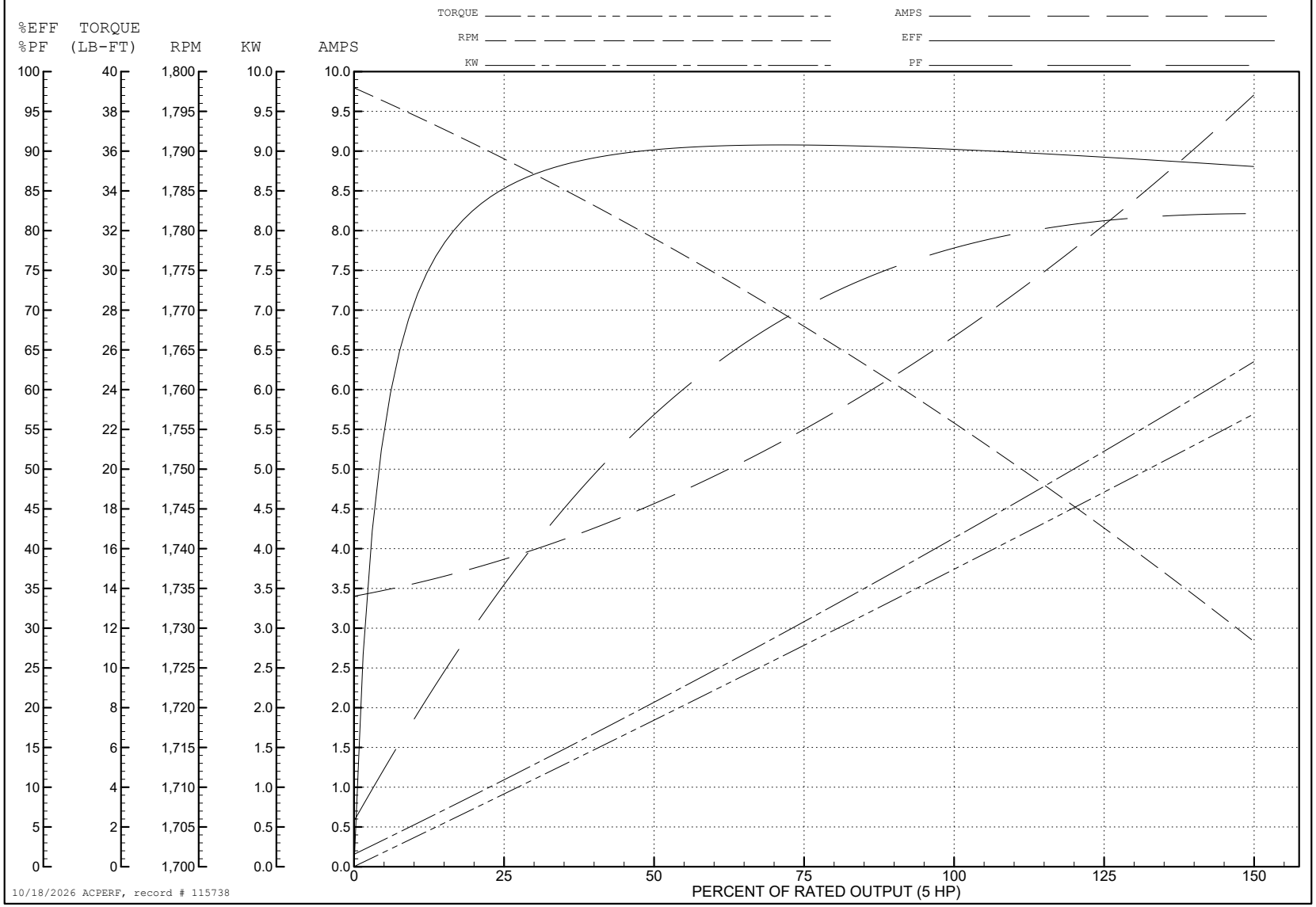

10/18/2026 ACPERF, record # 115738

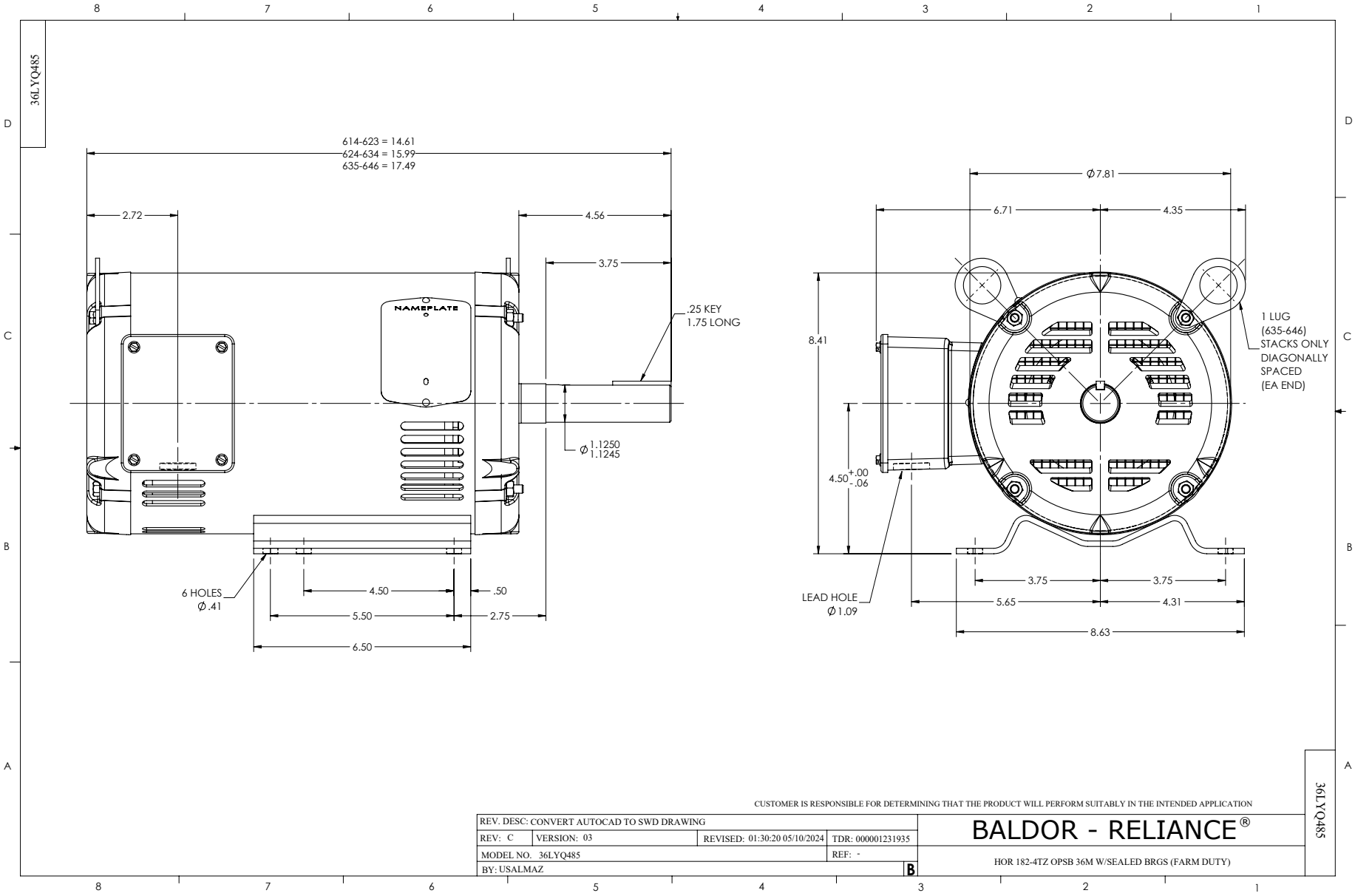
36LYQ485
614-623 = 14.61
624-634 = 15.99
635-646 = 17.49
2.72
4.56
3.75
NAMEPLATE
.25 KEY
1.75 LONG
Ø 1.1250
1.1245
6 HOLES
Ø .41
4.50
.50
5.50
2.75
6.50
Ø 7.81
6.71
4.35
8.41
1 LUG
(635-646)
STACKS ONLY
DIAGONALLY
SPACED
(EA END)
4.50 +.00 -.06
LEAD HOLE
Ø 1.09
3.75
3.75
5.65
4.31
8.63
CUSTOMER IS RESPONSIBLE FOR DETERMINING THAT THE PRODUCT WILL PERFORM SUITABLY IN THE INTENDED APPLICATION
REV. DESC: CONVERT AUTOCAD TO SWD DRAWING
REV: C
VERSION: 03
REVISED: 01:30:20 05/10/2024
TDR: 000001231935
MODEL NO. 36LYQ485
REF: -
BY: USALMAZ
B
BALDOR - RELIANCE®
HOR 182-4TZ OPSB 36M W/SEALED BRGS (FARM DUTY)
36LYQ485

CD0005

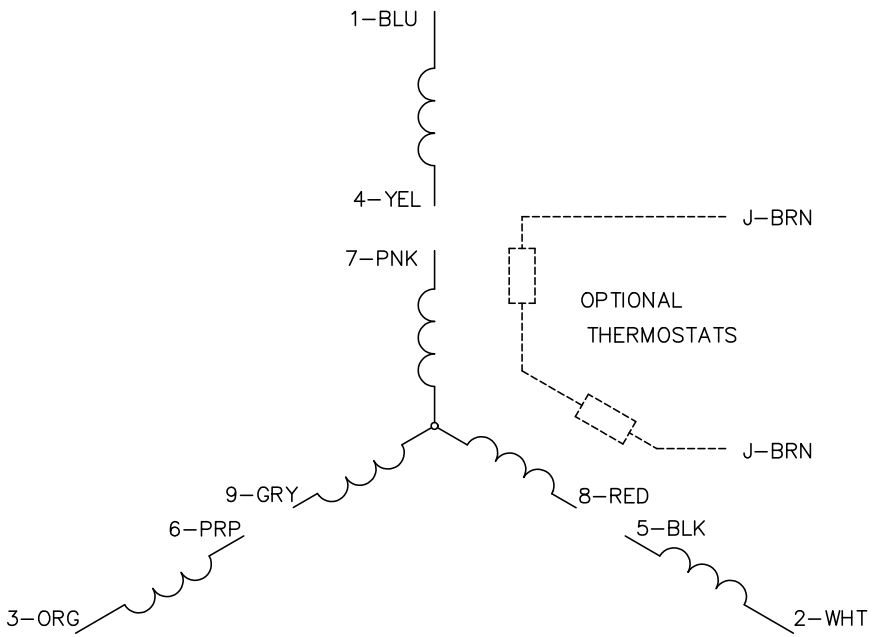

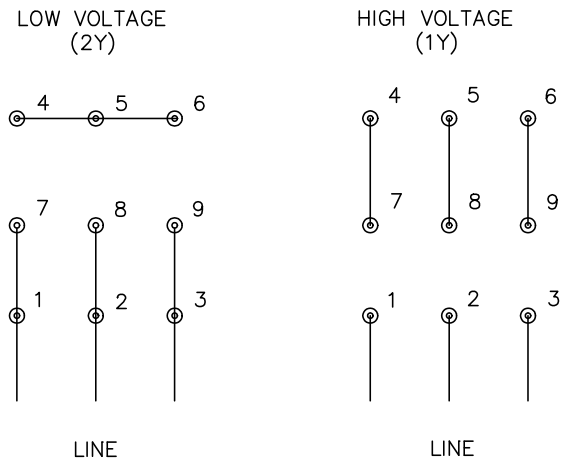

NOTES:

1. INTERCHANGE ANY TWO LINE LEADS TO REVERSE ROTATION.
2. OPTIONAL THERMOSTATS ARE PROVIDED WHEN SPECIFIED.
3. ACTUAL NUMBER OF INTERNAL PARALLEL CIRCUITS MAY BE A MULTIPLE OF THOSE SHOWN ABOVE.
4. LEAD COLORS ARE OPTIONAL. LEADS MUST ALWAYS BE NUMBERED AS SHOWN.

REV. DESC: REVISE TO SHOW OPTIONAL COLORS			
REV. LTR: E	BY: JLP	REVISED: 01/19/99 10:15	TDR: 0171435
CD0005		FILE: AAA00005140	MDL: –
		MTL: –	

BALDOR ELECTRIC Co.

3PH, DV, 9 LEADS

CD0005