

# ABB BALDOR RELIANCE III

---

## Customer information packet

### EFM2543T

50HP, 1775RPM, 3PH, 60HZ, 326T, 4256M, OPSB, F2

**Specifications**

<b>Enclosure</b>	OPSB
<b>Frame</b>	326T
<b>Frame Material</b>	Steel
<b>Frequency</b>	60.00 Hz
<b>Motor Letter Type</b>	Three Phase
<b>Output @ Frequency</b>	50.000 HP @ 60 HZ
<b>Phase</b>	3
<b>Synchronous Speed @ Frequency</b>	1800 RPM @ 60 HZ
<b>Voltage @ Frequency</b>	230.0 V @ 60 HZ 460.0 V @ 60 HZ
<b>Agency Approvals</b>	CURUSEEV NEMA PREMIUM NEMA PREMIUM (OLD LOGO)
<b>Ambient Temperature</b>	40 °C
<b>Auxiliary Box</b>	NO AUXILLARY BOX
<b>Auxiliary Box Lead Termination</b>	None
<b>Base Indicator</b>	Rigid
<b>Bearing Grease Type</b>	Polyrex EM (-20F +300F)
<b>Blower</b>	None
<b>Current @ Voltage</b>	121.000 A @ 208.0 V 57.000 A @ 460.0 V 114.000 A @ 230.0 V
<b>Design Code</b>	A
<b>Drip Cover</b>	No Drip Cover
<b>Duty Rating</b>	CONT
<b>Efficiency @ 100% Load</b>	94.5 %
<b>Electrically Isolated Bearing</b>	Not Electrically Isolated
<b>Feedback Device</b>	NO FEEDBACK
<b>Front Face Code</b>	Standard
<b>Front Shaft Indicator</b>	None
<b>Heater Indicator</b>	No Heater
<b>High Voltage Full Load Amps</b>	57.0 a

**Part Detail**

<b>Revision</b>	W
<b>Type</b>	AC
<b>Mech. spec.</b>	42E214
<b>Base</b>	
<b>Status</b>	PRD/A
<b>Elec. spec.</b>	42WGW387
<b>Layout</b>	42LYE214
<b>Eff. date</b>	06-27-2024
<b>CD Diagram</b>	CD0180
<b>Poles</b>	04
<b>Leads</b>	9#8
<b>Proprietary</b>	False
<b>Created date</b>	07-13-2009

<b>Insulation Class</b>	F
<b>Inverter Code</b>	Inverter Ready
<b>KVA Code</b>	G
<b>Lifting Lugs</b>	Standard Lifting Lugs
<b>Locked Bearing Indicator</b>	No Locked Bearing
<b>Motor Lead Exit</b>	Ko Box
<b>Motor Lead Quantity/Wire Size</b>	9 @ 8 AWG
<b>Motor Lead Termination</b>	Flying Leads
<b>Motor Standards</b>	NEMA
<b>Motor Type</b>	4256M
<b>Mounting Arrangement</b>	F2
<b>Number of Poles</b>	4
<b>Overall Length</b>	27.69 IN
<b>Power Factor</b>	87
<b>Product Family</b>	General Purpose
<b>Pulley End Bearing Type</b>	Ball
<b>Pulley Face Code</b>	Standard
<b>Pulley Shaft Indicator</b>	Standard
<b>Rodent Screen</b>	None
<b>Service Factor</b>	1.15
<b>Shaft Diameter</b>	2.125 IN
<b>Shaft Extension Location</b>	Pulley End
<b>Shaft Ground Indicator</b>	No Shaft Grounding
<b>Shaft Rotation</b>	Reversible
<b>Shaft Slinger Indicator</b>	No Slinger
<b>Speed</b>	1775 rpm
<b>Speed Code</b>	Single Speed
<b>Starting Method</b>	Direct on line
<b>Thermal Device - Bearing</b>	None
<b>Thermal Device - Winding</b>	None
<b>Vibration Sensor Indicator</b>	No Vibration Sensor
<b>Winding Thermal 1</b>	None
<b>Winding Thermal 2</b>	None

**Nameplate**

<b>NP3554L</b>										
<b>CAT.NO.</b>	EFM2543T		<b>P/N</b>					<b>ENCL</b>	OPSB	
<b>SPEC.</b>	42E214W387	<b>CC</b>	010A	<b>FRAME</b>	326T	<b>SER.NO.</b>				
<b>HP</b>	50	<b>CLASS</b>		F	<b>HZ</b>	60				
<b>RPM</b>	1775	<b>PH</b>	3	<b>DES</b>		A				
<b>VOLTS</b>	230/460	<b>CODE</b>		G	<b>ODE BRG</b>	6311	<b>DE BRG</b>	6312		
<b>AMPS</b>	114/57									
<b>RATING</b>	40C AMB-CONT	<b>NEMA-NOM-EFF</b>			94.5	<b>GREASE</b>	POLYREX EM			
<b>PF</b>	87	<b>SER.F.</b>	1.15	<b>VPWM INVERTER READY</b>						
<b>HTR-VOLTS</b>	<b>HTR-AMPS</b>	<b>MAX. SPACE HEATER TEMP.</b>								

**Accessories**

<b>Part number</b>	<b>Description</b>	<b>Multiplier</b>
42-1300	C FACE KIT	A8
42EP1601A01	SP'L D-FLANGE MTD. PU. E.P. MDL.42 W/BFL	P1

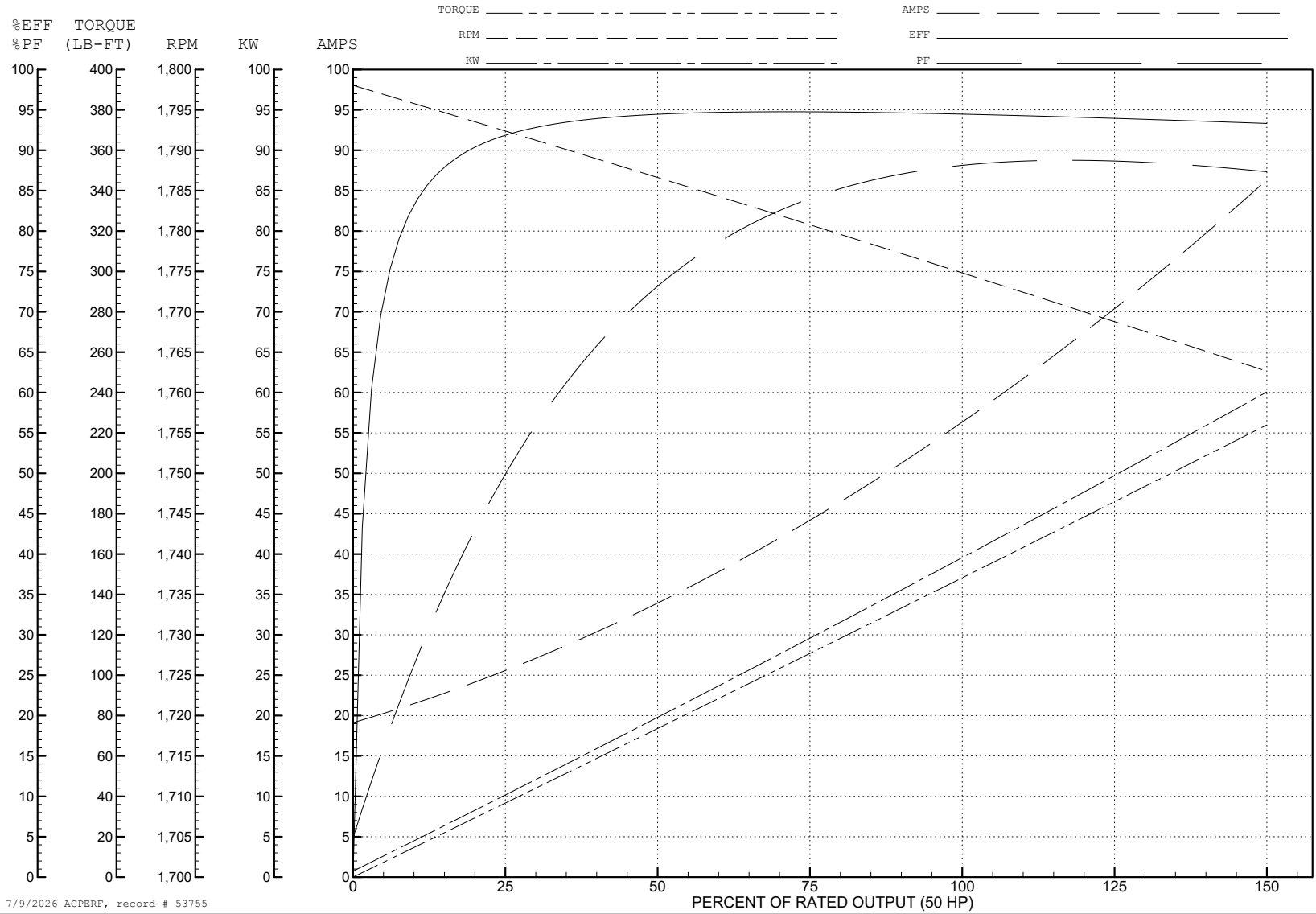
ABB Motors and Mechanical Inc.

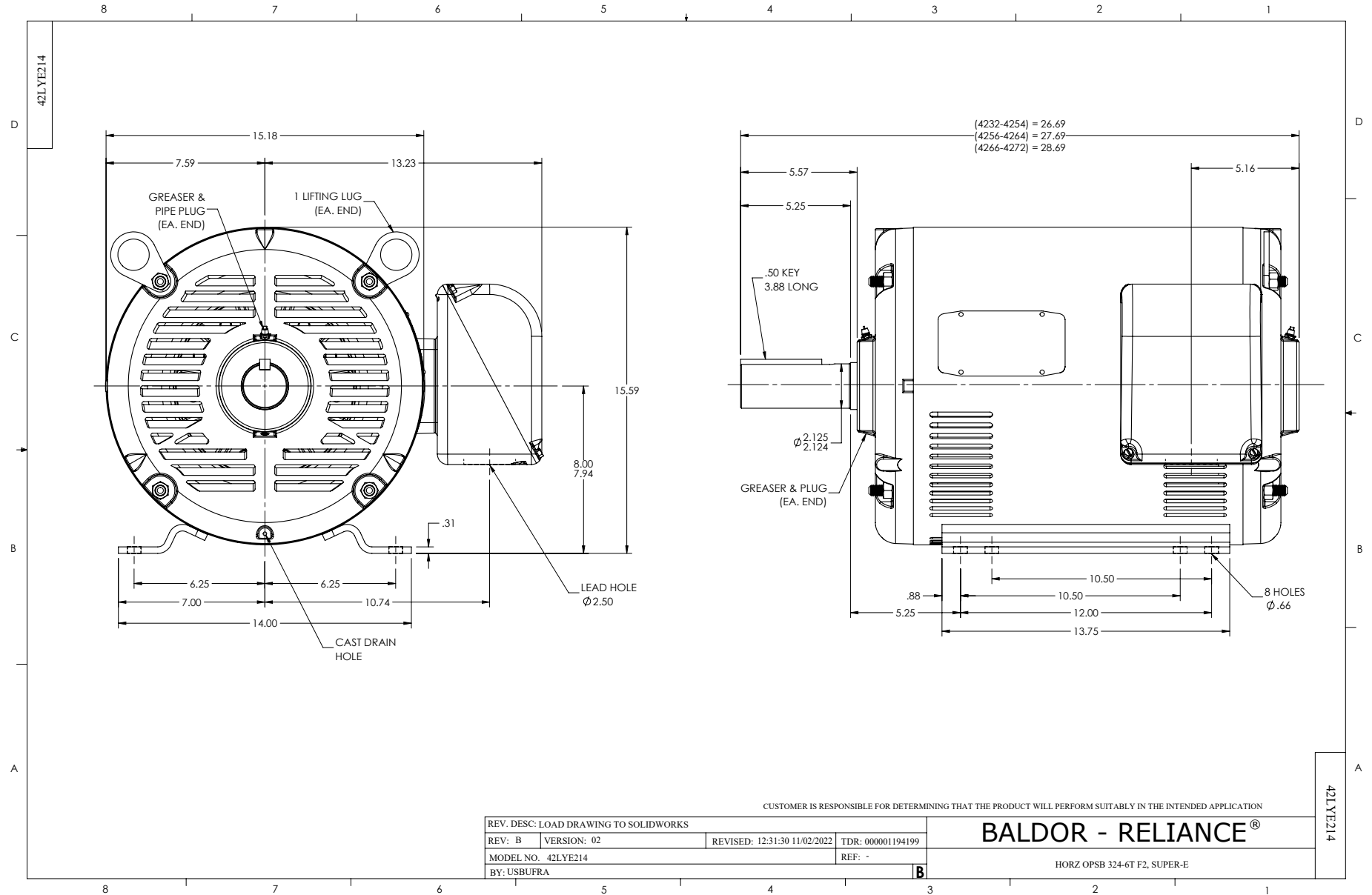
WINDING # 42WGW387

Typical performance - not guaranteed values.

50 HP 3 PH 60 HZ 1775 RPM 460 V 4256M

TORQUES (LB-FT): PO=420 PU=217 LR=311 LRA=373

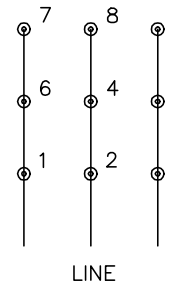




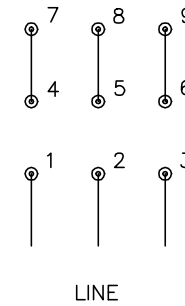
CD0180



LOW VOLTAGE  
(2D)



HIGH VOLTAGE  
(1D)



NOTES:

1. INTERCHANGE ANY TWO LINE LEADS TO REVERSE ROTATION.
2. OPTIONAL THERMOSTATS ARE PROVIDED WHEN SPECIFIED.
3. ACTUAL NUMBER OF INTERNAL PARALLEL CIRCUITS MAY BE A MULTIPLE OF THOSE SHOWN ABOVE.
4. LEAD COLORS ARE OPTIONAL. LEADS MUST ALWAYS BE NUMBERED AS SHOWN.

CD0180

REV. DESC: ADD CLASS CONN00000007		
REV. LTR: D	VERSION: 01	TDR: 000001099922
FILE: \AAA\00005\148	REVISED: 10: 25: 29 02/19/2019	BY: ENBRIRO
MTL: -	© □	

**BALDOR - RELIANCE®**

3PH, DV, 9 LEADS, DELTA CONNECTION

SH 1 of 1