

DUTY MASTER ALTERNATING CURRENT MOTORS
SQUIRREL-CAGE INDUCTION

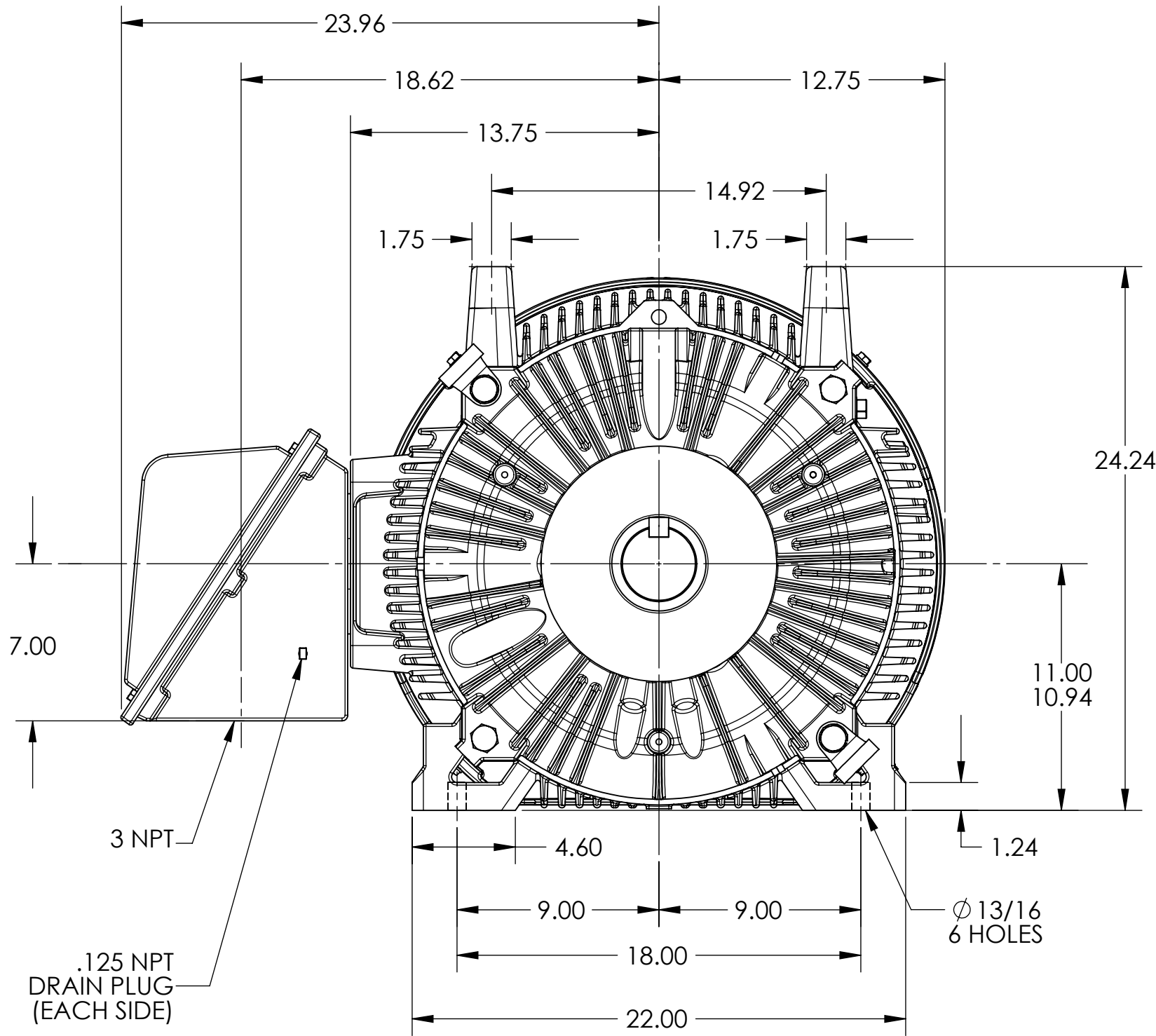
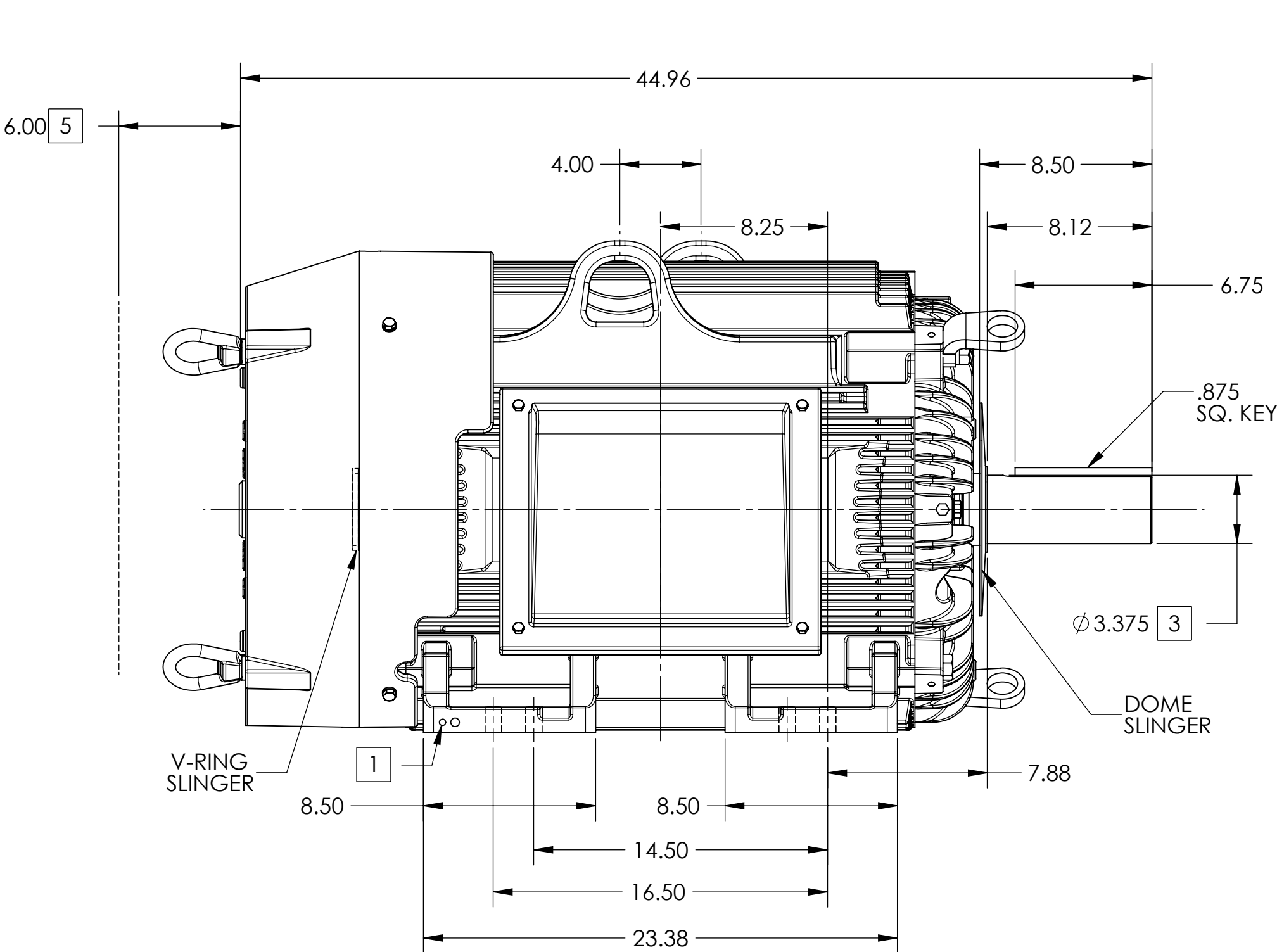
ENCLOSURE: TOTALLY ENCLOSED

FRAME G445T ABOVE NEMA RATINGS

COOLING: FAN COOLED

MOUNTING: FOOT

INCLUDES 444T FRAME MOUNTING HOLES



1. GROUND HOLES QTY 1 1/2-13 TAP; QTY 1 3/8-16 TAP
2. VARIES +.00,-.06
3. VARIES +.000,-.001
4. MOTOR WEIGHTS MAY VARY BY 15% DEPENDING ON RATING.
5. OBSTRUCTION MUST NOT ENCROACH ON AIR INLET

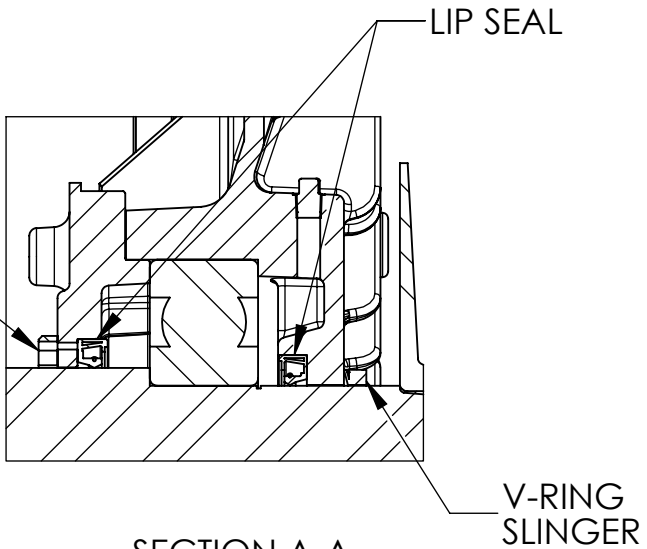
CONDUIT BOX LOCATED ON OPPOSITE SIDE WHEN F-2.
IF MOUNTING CLEARANCE DETAILS ARE REQUIRED, CONSULT FACTORY.
MAXIMUM PERMISSIBLE SHAFT RUNOUT WHEN MEASURED AT END OF
STANDARD SHAFT EXTENSION IS .003" T.I.R. TO 5 INCH DIA.

4 WEIGHT (LBS): 2100

DRIVE END AIR DEFLECTOR IS ONLY INCLUDED WHEN NECESSARY.

DIMENSIONS ARE IN INCHES

CUSTOMER IS RESPONSIBLE FOR DETERMINING THAT MOTOR PERFORMANCE IS SUITABLE IN THE APPLICATION.



| | | | |
|----------------------|-------------|------------------------------|-------------------|
| REV. DESC: NEW | | | |
| REV: - | VERSION: 00 | REVISED: 02:33:02 04/26/2022 | TDR: 000001187873 |
| MODEL NO. 617444-079 | | | REF: |
| BY: USBUFRA | | Material: | C |

BALDOR

G445T/444T STD - FOOTED - SIDE/CENTER STEEL C/B