

ABB BALDOR RELIANCE III

Customer information packet

ECS101M0K11FB4

11KW, 1500RPM, 3PH, 50HZ, D132C, 3760B, TEFC, B

Class - None

Division - Not Applicable

Specifications

Enclosure	TEFC
Frame	D132C
Frame Material	Steel
Frequency	50.00 Hz
Haz Area Class and Group	None
Haz Area Division	Not Applicable
Motor Letter Type	Brushless Wound Field PM Rotor
Output @ Frequency	11.000 KW @ 50 HZ
Phase	3
Synchronous Speed @ Frequency	1500 RPM @ 50 HZ
Voltage @ Frequency	190.0 V @ 50 HZ 380.0 V @ 50 HZ
Agency Approvals	CE WEEE UKCA CULUS
Ambient Temperature	40 °C
Auxiliary Box	NO AUXILLARY BOX
Auxiliary Box Lead Termination	None
Base Indicator	Rigid
Bearing Grease Type	Polyrex EM (-20F +300F)
Blower	None
Constant Torque Speed Range	5
Current @ Voltage	23.400 A @ 380.0 V 46.800 A @ 190.0 V
Design Code	B
Drip Cover	No Drip Cover
Duty Rating	S1
Efficiency @ 100% Load	94.2 %
Electrically Isolated Bearing	Not Electrically Isolated
Feedback Device	NO FEEDBACK
Frame Prefix	D

Part Detail

Revision	H
Type	AC
Mech. spec.	
Base	
Status	PRD/A
Elec. spec.	37WGA0018
Layout	37LYT620
Eff. date	02-12-2026
CD Diagram	CD0005A25
Poles	04
Leads	9#12
Proprietary	False
Created date	01-11-2023

Heater Indicator	No Heater
High Voltage Full Load Amps	23.4 a
Insulation Class	F
Inverter Code	Inverter Duty
Lifting Lugs	Standard Lifting Lugs
Locked Bearing Indicator	Locked Bearing
Motor Lead Termination	Terminal Block
Motor Standards	IEC
Motor Type	3760B
Mounting Arrangement	B14
Number of Poles	4
Overall Length	21.69 IN
Power Factor	82
Product Family	General Purpose
Pulley Face Code	C-Face
Rodent Screen	None
Service Factor	1.00
Shaft Diameter	1.497 IN
Shaft Ground Indicator	Shaft Grounding
Shaft Rotation	Reversible
Speed	1500 rpm
Speed Code	Single Speed
Starting Method	INVERTER SPECIAL
Thermal Device - Bearing	None
Thermal Device - Winding	None
Vibration Sensor Indicator	No Vibration Sensor
Winding Thermal 1	None
Winding Thermal 2	None

Nameplate

NP3968B01A01									
CAT.NO.	ECS101MOK11FB4								
SPEC.	37-0000-0491			YR					
FRAME	D132C		IP	55	WT.	256			
KW	11	HZ	50	PH	3	DUTY-IPM	S1		
INS CL	F	CLASS RISE				AMB-C	40		
EFF. CL	IE5	EFF	94.2	COSφ	82				
VOLTS	190/380	FLA	47.74/23.87						
1/MIN	1500	1/MIN MAX	3000						
BEMF (V)	98/196	RS (OHMS)	0.12/0.50						
LD (MH)	3.39/13.46			LQ (MH)	10.59/42.17				
VPWM	CP =	50	TO	100					
CT	5	TO	50	VT	1	TO	50		
MATCHED INV									
DE	6208	ODE	6206						
SERIAL #									

Volts	190/380	Max RPM	3000	Conn Diag.	CD0005A25	Leads	9
Amps	47.74/23.87	Max Amps		Cs Diagram	CS0576	BEMF	0
KW	11	VFD#	ACS380-040S-03			LD	0
RPM	1500	S.F.	1.00			LQ	0
Phase/Hz	3/50	Rating	40C AMB-S1			Rs	0.4931 Meas. L-L

60034-2-3 Motor Performance at Standardized Operating Points

	RPM	% Speed	LB-FT	% Torque	KW	Efficiency	Loss (% FL)	Watts Loss (W)
P1	1350	90%	51.6	100%	13.3	94.5	5.23%	575
P2	750	50%	51.6	100%	7.4	92.2	4.25%	468
P3	375	25%	51.6	100%	3.7	87.4	3.62%	399
P4	1350	90%	25.8	50%	6.6	95.1	2.33%	256
P5	750	50%	25.8	50%	3.7	93.6	1.73%	190
P6	750	50%	12.9	25%	1.8	93.6	0.85%	94
P7	375	25%	12.9	25%	0.9	91.2	0.60%	66

61800-9-2 PDS Performance at Reference Operating Points

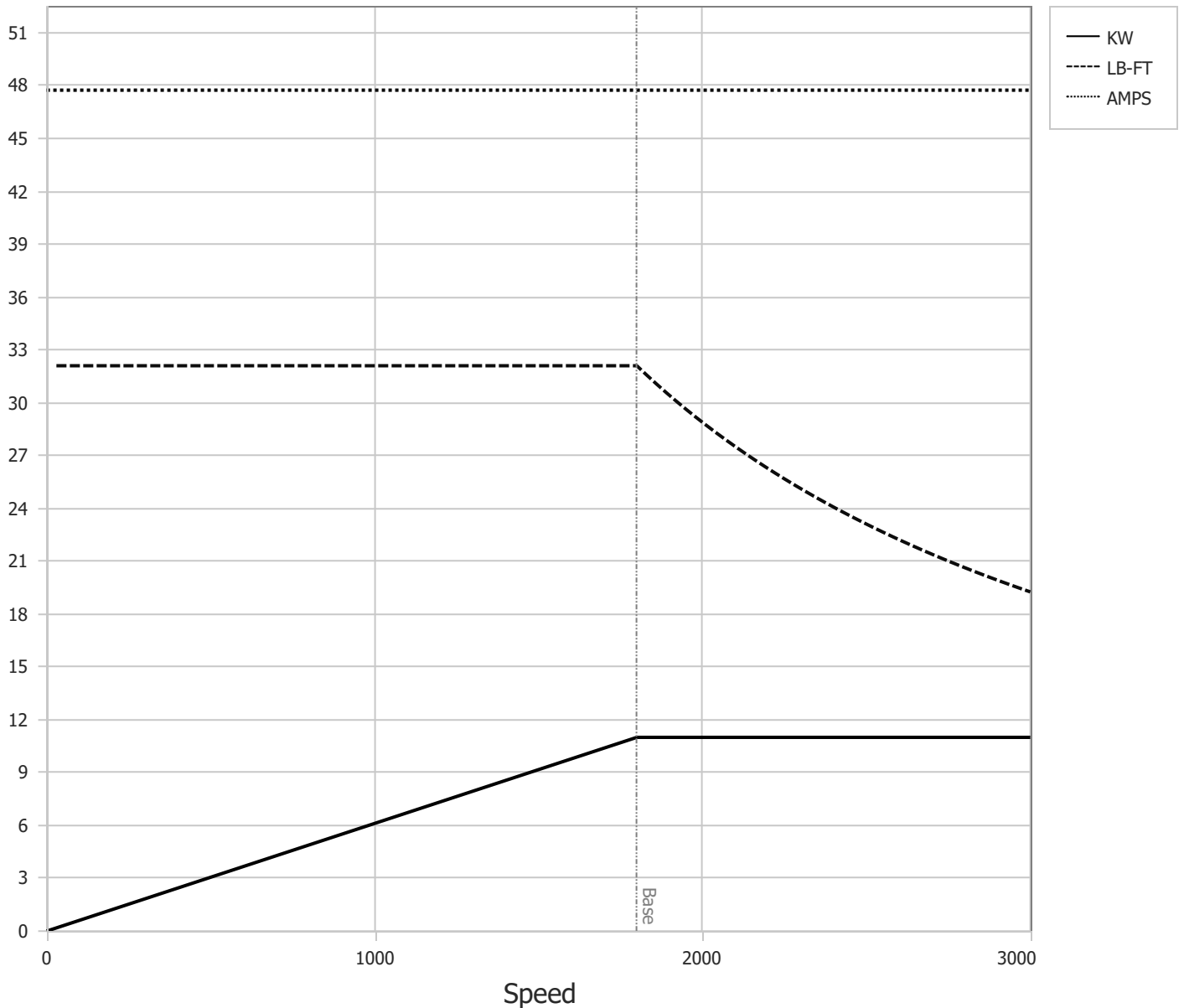
	RPM	% Speed	LB-FT	% Torque	KW	System Efficiency	Loss (% FL)	Watts Loss (W)
P1	1500	100%	51.6	100%	14.7	93.2	7.29%	802
P2	750	50%	51.6	100%	7.4	89.0	6.19%	681
P3	255	17%	51.6	100%	2.5	76.5	5.21%	573
P4	1500	100%	25.8	50%	7.4	93.3	3.62%	398
P5	750	50%	25.8	50%	3.7	89.8	2.84%	313
P6	255	17%	25.8	50%	1.3	78.8	2.29%	252
P7	750	50%	12.9	25%	1.8	88.5	1.62%	178
P8	255	17%	12.9	25%	0.6	77.1	1.26%	139

Points not taken in certified order.

BALDOR • RELIANCE	DR By:	<u>R & D</u>	AC MOTOR PERFORMANCE CURVES	37WGA0018 37-0000-0489 Test - 111409
	CK By:	<u>USTOSAN</u>		
	APP By:	<u>USJAROB1</u>		
	Date:	<u>10/11/2024</u>		

Volts	190/380	Max RPM	3000	Conn Diag.	CD0005A25	Leads	9
Amps	47.74/23.87	Max Amps		Cs Diagram	CS0576	BEMF	0
KW	11	VFD #	ACS380-040S-03			LD	0
RPM	1500	S.F.	1.00			LQ	0
Phase/Hz	3/50	Rating	40C AMB-S1			Rs	0.4931 Meas L-L

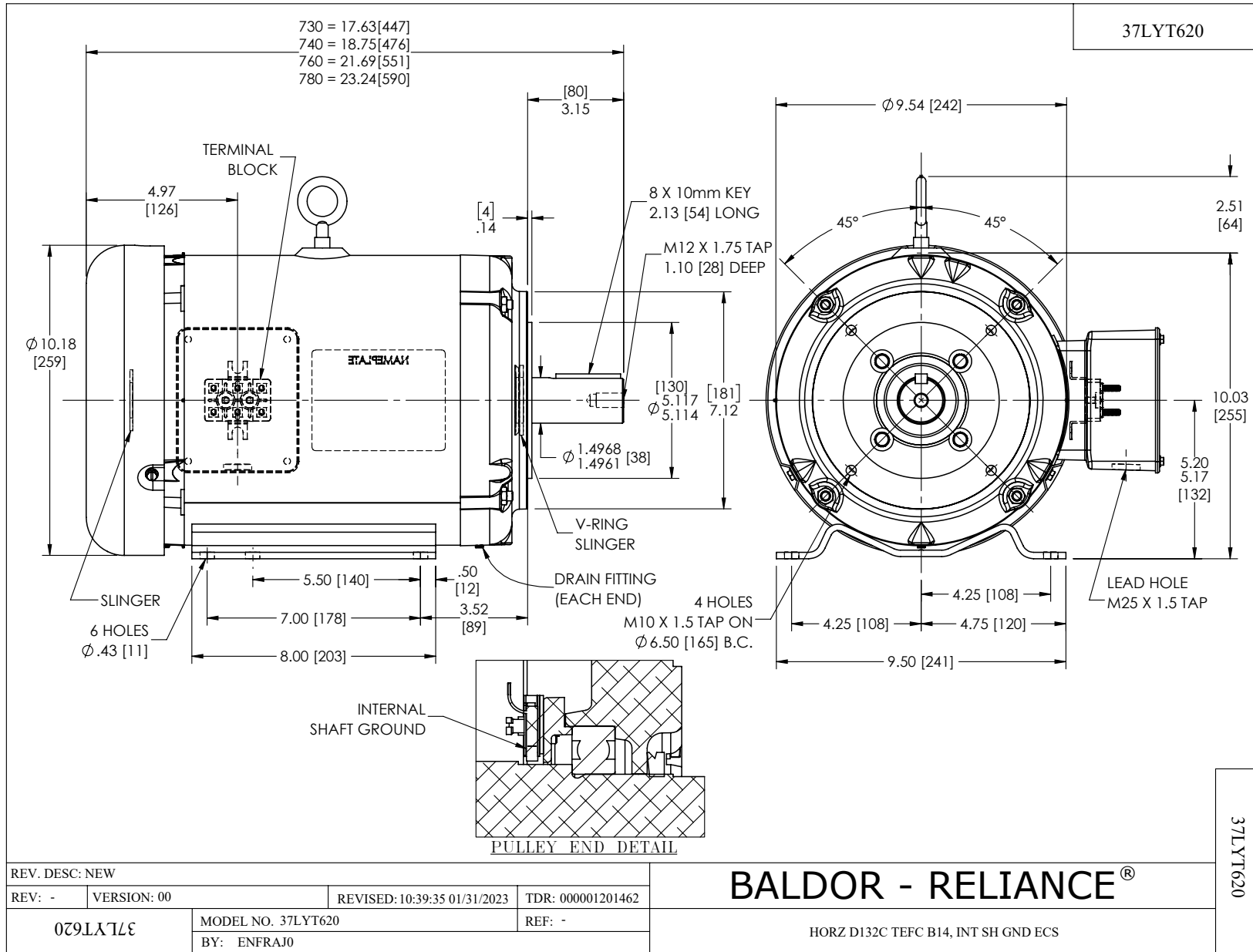
Constant Duty Operating Range



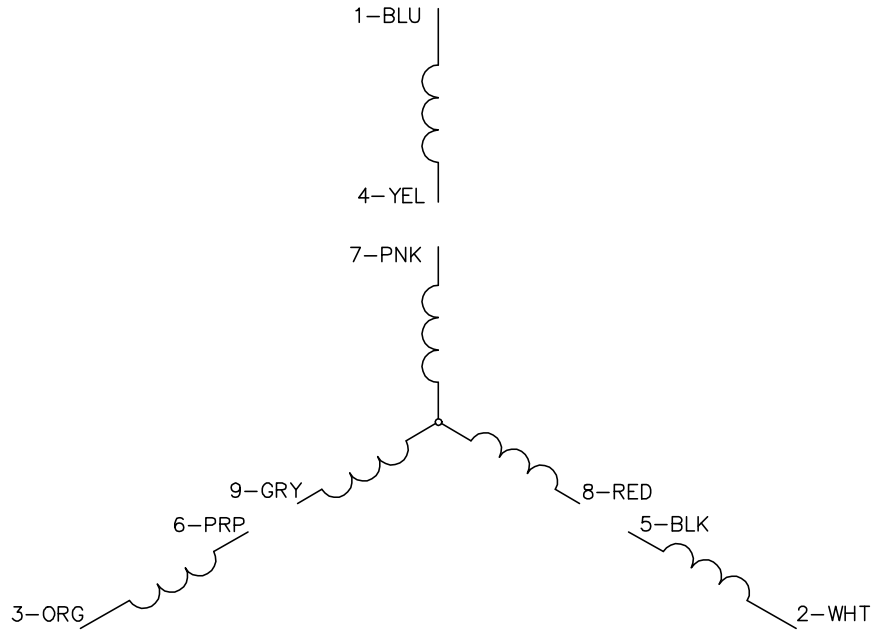
DR By: R & D
 CK By: USTOSAN
 APP By: USJAROB1
 Date: 10/11/2024

**AC MOTOR
PERFORMANCE
CURVES**

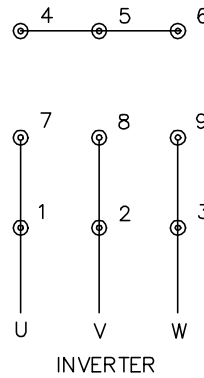
37WGA0018
 37-0000-0489
 Test - 111409



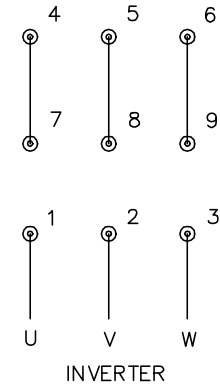
CD0005A25



LOW VOLTAGE
(2Y)



HIGH VOLTAGE
(1Y)



NOTES:

1. INTERCHANGE ANY TWO LINE LEADS TO REVERSE ROTATION.
2. ACTUAL NUMBER OF INTERNAL PARALLEL CIRCUITS MAY BE A MULTIPLE OF THOSE SHOWN ABOVE.
3. LEAD COLORS ARE OPTIONAL. LEADS MUST ALWAYS BE NUMBERED AS SHOWN.

CD0005A25

REV. DESC: NEW		
REV. LTR: -	VERSION: 00	TDR: 000001135746
FILE: \AAA\00253\082	REVISED: 01:10:57 03/30/2020	BY: ENMARSO
MTL: -	© □	

BALDOR - RELIANCE®

3PH, DV, 9 LEADS, ECS
SH 1 of 1