ABB BALDOR RELIANCE

Customer information packet

EBNM3546T-D

1/.75KWHP, 1770 1/MINRPM, 3PH, 60HZ, 145TY, 3
Class - None
Division - Not Applicable

Copyright © All product information within this document is subject to ABB Motors and Mechanical Inc. copyright © protection, unless otherwise noted.
11/23/2026 11:02:13 PM

Specifications

Enclosure	TENV
Frame	145TY
Frame Material	Steel
Frequency	60.00 Hz
Haz Area Class and Group	None
Haz Area Division	Not Applicable
Motor Letter Type	Three Phase
Output @ Frequency	1.000 HP @ 60 HZ
Phase	3
Synchronous Speed @ Frequency	1800 RPM @ 60 HZ
Voltage @ Frequency	460.0 V @ 60 HZ
	230.0 V @ 60 HZ
Agency Approvals	CE
	CURUSEEV
	NEMA PREMIUM
	UKCA
	WEEE
Ambient Temperature	40 °C
Auxiliary Box	NO AUXILLARY BOX
Auxiliary Box Lead Termination	None
Base Indicator	Rigid
Bearing Grease Type	Polyrex EM (-20F +300F)
Blower	None
Current @ Voltage	3.340 A @ 230.0 V
	3.300 A @ 208.0 V
	1.670 A @ 460.0 V
Design Code	B
Drip Cover	No Drip Cover
Duty Rating	CONT
Efficiency @ 100% Load	85.5 %
Electrically Isolated Bearing	Not Electrically Isolated
Feedback Device	NO FEEDBACK

Part Detail

Revision	G
Type	AC
Mech. spec.	35X164
Base	
Status	PRD/A
Elec. spec.	35WGZ818
Layout	35LYX164
Eff. date	01-07-2026
CD Diagram	CD0005
Poles	04
Leads	9#18
Proprietary	False
Created date	01-10-2022

Front Shaft Indicator	None
Heater Indicator	No Heater
High Voltage Full Load Amps	1.7 a
Insulation Class	F
Inverter Code	Inverter Ready
KVA Code	M
Lifting Lugs	No Lifting Lugs
Locked Bearing Indicator	No Locked Bearing
Motor Lead Quantity/Wire Size	9 @ 18 AWG
Motor Lead Termination	Flying Leads
Motor Standards	NEMA
Motor Type	3522M
Mounting Arrangement	F3
Number of Poles	4
Overall Length	16.02 IN
Power Factor	66
Product Family	General Purpose
Pulley End Bearing Type	Ball
Pulley Face Code	Standard
Pulley Shaft Indicator	Standard
Rodent Screen	None
Service Factor	1.15
Shaft Diameter	0.875 IN
Shaft Ground Indicator	No Shaft Grounding
Shaft Rotation	Reversible
Shaft Slinger Indicator	No Slinger
Speed	1770 rpm
Speed Code	Single Speed
Starting Method	Direct on line
Thermal Device - Bearing	None
Thermal Device - Winding	None
Vibration Sensor Indicator	No Vibration Sensor
Winding Thermal 1	None
Winding Thermal 2	None

Nameplate

NP2934L									
CAT.NO.	EBNM3546T-D								
SPEC.	35X164Z818G1								
HP	1/.75KW								
VOLTS	230/460								
AMP	3.34/1.67 IP44 IC410 22KG								
R.P.M. (1/MIN)	1770								
FRAME	145TY	**HZ**	60		**PH**	3			
SER.F.	1.15	**CODE**	M	**DES**	B	**CL**	F		
NEMA-NOM-EFF	85.5	**PF**	66						
RATING	40C AMB-S1 CONT								
CC	010A								
DE	6205	**ODE**	6203						
ENCL	TENV	**SN**							
	IE3-60HZ-84.6(75%)82.1(50%)								

AC Induction Motor Performance Data
Record # 89784
Typical performance - not guaranteed values

Winding: 35WGZ818-R002	**Type:** 3522M	**Enclosure:** TENV

Nameplate Data				**460 V, 60 Hz: High Voltage Connection**	
Rated Output (HP)			1	**Full Load Torque**	2.99 LB-FT
Volts			230/460	**Start Configuration**	direct on line
Full Load Amps			3.34/1.67	**Breakdown Torque**	16.6 LB-FT
R.P.M.			1770	**Pull-up Torque**	7.42 LB-FT
Hz	60	**Phase**	3	**Locked-rotor Torque**	10.32 LB-FT
NEMA Design Code	B	**KVA Code**	M	**Starting Current**	16.1 A
Service Factor (S.F.)			1.15	**No-load Current**	1.23 A
NEMA Nom. Eff.	85.5	**Power Factor**	66	**Line-line Res. @ 25ºC**	14.4 Ω
Rating - Duty			40C AMB-CONT	**Temp. Rise @ Rated Load**	63°C
S.F. Amps			3.5/1.75	**Temp. Rise @ S.F. Load**	71°C
				Locked-rotor Power Factor	60.4724
				Rotor inertia	0.159 lb-ft²

Load Characteristics 460 V, 60 Hz, 1 HP

% of Rated Load	**25**	**50**	**75**	**100**	**125**	**150**	**S.F.**
Power Factor	27	43	56	66	73	78	72
Efficiency	70.8	81.2	84.5	85.9	85.8	85.2	85.5
Speed	1793	1786	1781	1773	1766	1758	1768
Line amperes	1.25	1.34	1.49	1.67	1.87	2.12	1.75

ABB Motors and Mechanical Inc.

WINDING # 35WGZ818

1 HP 3 PH 60 HZ 1770 RPM 460 V 3522M

Typical performance - not guaranteed values.

TORQUES(LB-FT): PO=16.6 PU=7.42 LR=10.32 LRA=16.1

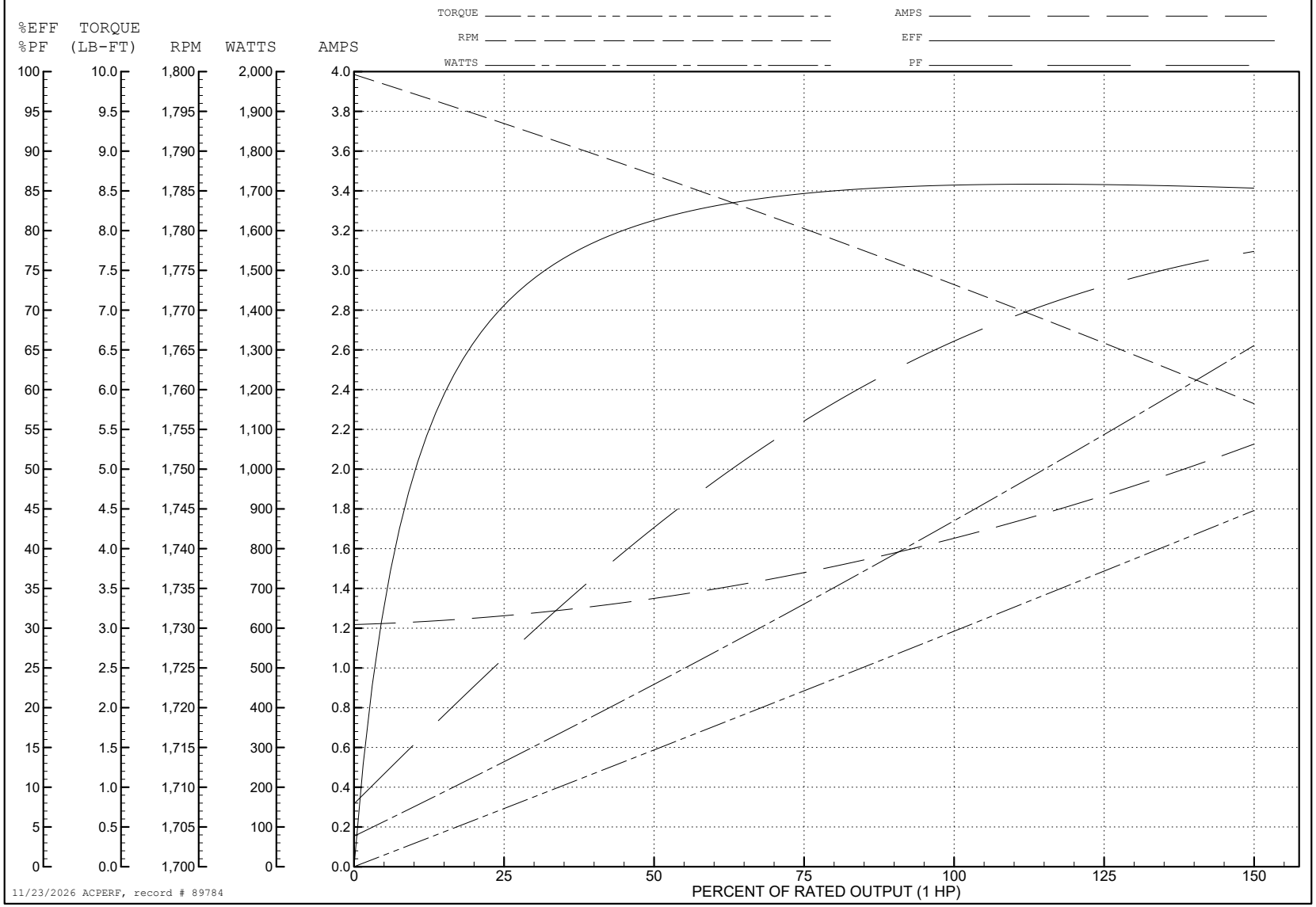

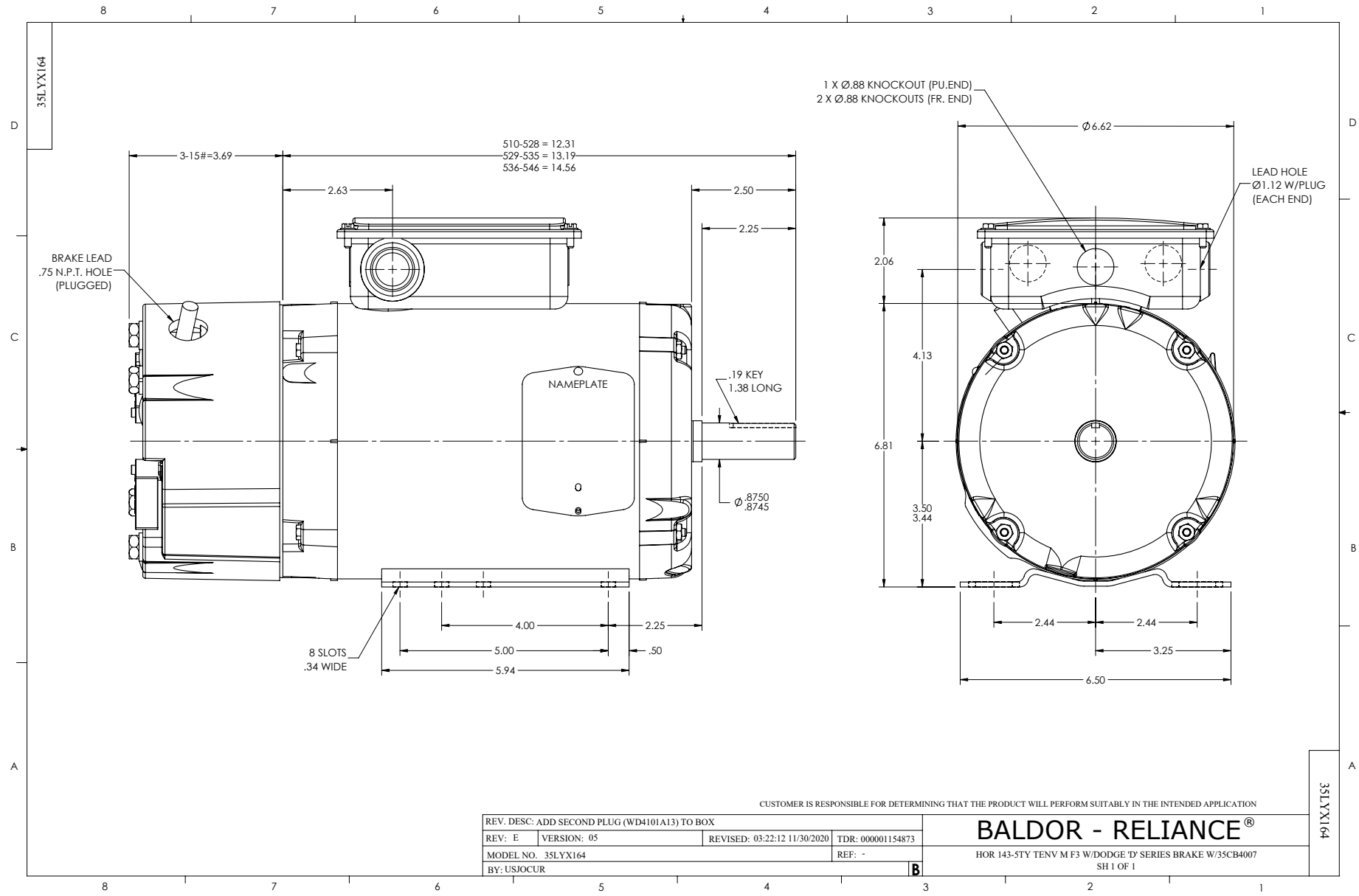
35LYX164
3-15#=3.69
510-528 = 12.31
529-535 = 13.19
536-546 = 14.56
2.63
2.50
2.25
BRAKE LEAD
.75 N.P.T. HOLE
(PLUGGED)
NAMEPLATE
.19 KEY
1.38 LONG
Ø .8750
.8745
8 SLOTS
.34 WIDE
4.00
2.25
5.00
.50
5.94
1 X Ø.88 KNOCKOUT (PU.END)
2 X Ø.88 KNOCKOUTS (FR. END)
Ø6.62
LEAD HOLE
Ø1.12 W/PLUG
(EACH END)
2.06
4.13
6.81
3.50
3.44
2.44
2.44
3.25
6.50
CUSTOMER IS RESPONSIBLE FOR DETERMINING THAT THE PRODUCT WILL PERFORM SUITABLY IN THE INTENDED APPLICATION
REV. DESC: ADD SECOND PLUG (WD4101A13) TO BOX
REV: E
VERSION: 05
REVISED: 03:22:12 11/30/2020
TDR: 000001154873
MODEL NO. 35LYX164
REF: -
BY: USJOCUR
B
BALDOR - RELIANCE®
HOR 143-5TY TENV M F3 W/DODGE 'D' SERIES BRAKE W/35CB4007
SH 1 OF 1
35LYX164

CD0005

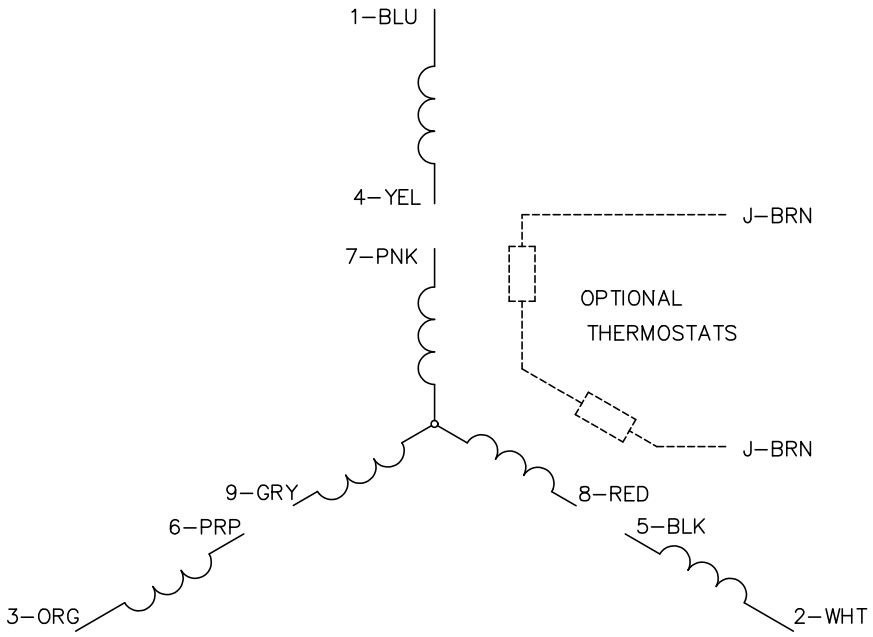

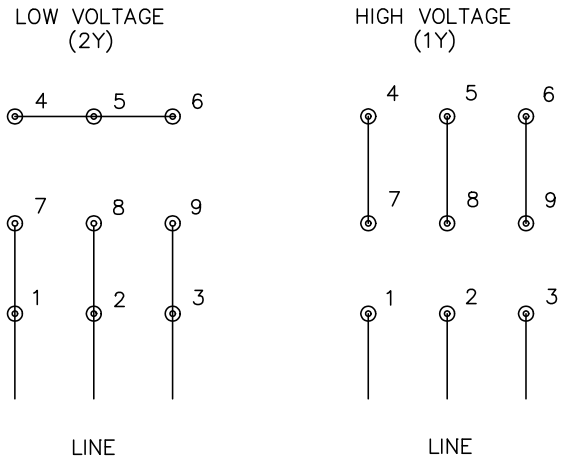

NOTES:

1. INTERCHANGE ANY TWO LINE LEADS TO REVERSE ROTATION.
2. OPTIONAL THERMOSTATS ARE PROVIDED WHEN SPECIFIED.
3. ACTUAL NUMBER OF INTERNAL PARALLEL CIRCUITS MAY BE A MULTIPLE OF THOSE SHOWN ABOVE.
4. LEAD COLORS ARE OPTIONAL. LEADS MUST ALWAYS BE NUMBERED AS SHOWN.

CD0005

REV. DESC: REVISE TO SHOW OPTIONAL COLORS			BALDOR ELECTRIC Co.
REV. LTR: E	BY: JLP	REVISED: 01/19/99 10:15	TDR: 0171435
CD0005		FILE: AAA00005140	MDL: –
		MTL: –	3PH, DV, 9 LEADS

CD2120

WIRING CONNECTIONS (1 PHASE VAC)

	POWER LINE A	POWER LINE B	CAP TOGETHER	CAP ALONE
AC LOW VOLT.	B1	B2	B3 & B5	B4
AC HIGH VOLT.	B1 & B5	B2	---	B3 CAP ALONE B4 CAP ALONE
DC VOLT.	B1	B2	B3 & B5	B4

B1 WHITE
B2 BLACK
B3 GRAY
B4 BLUE
B5 RED

CD2120

REV. DESC: NEW			BALDOR • DODGE • RELIANCE
REV. LTR: –	VERSION: 00	TDR: 000000741785	
FILE: \CKA\00037\282		REVISED: 12:28:11 04/12/2012	D–SERIES MOTOR BRAKE 5LD AC\DC
MTL: –		BY: CKRONS0	SH 1 of 1