

ABB BALDOR RELIANCE III

Customer information packet

DRX36564T

50HP, 1185RPM, 3PH, 60HZ, 365T, A3668M, TEFC, F

Class - CLI GP C,D

Division - Division I

Specifications

Enclosure	TEFC
Frame	365T
Frame Material	Iron
Frequency	60.00 Hz
Haz Area Class and Group	CLI GP C,D
Haz Area Division	Division I
Motor Letter Type	Three Phase
Output @ Frequency	50.000 HP @ 60 HZ
Phase	3
Synchronous Speed @ Frequency	1200 RPM @ 60 HZ
Voltage @ Frequency	230.0 V @ 60 HZ 460.0 V @ 60 HZ
Agency Approvals	CSA UL
Ambient Temperature	40 °C
Auxiliary Box	NO AUXILLARY BOX
Base Indicator	Rigid
Bearing Grease Type	Polyrex EM (-20F +300F)
Constant Torque Speed Range	6-60
Current @ Voltage	124.000 A @ 230.0 V 132.000 A @ 208.0 V 62.000 A @ 460.0 V
Design Code	B
Drip Cover	No Drip Cover
Duty Rating	CONT
Efficiency @ 100% Load	94.1 %
Feedback Device	NO FEEDBACK
Haz Area Temp Code	T3C
Heater Indicator	No Heater
High Voltage Full Load Amps	62.0 a
Insulation Class	F
Inverter Code	Inverter Ready

Part Detail

Revision	H
Type	AC
Mech. spec.	
Base	
Status	PRD/A
Elec. spec.	A36WG4262
Layout	611742-772
Eff. date	05-31-2023
CD Diagram	416820-002
Poles	06
Leads	3#4,6#6
Proprietary	False
Created date	10-03-2022

KVA Code	G
Lifting Lugs	Standard Lifting Lugs
Max Speed	1800 rpm
Motor Lead Quantity/Wire Size	3 @ 4 AWG
Motor Standards	NEMA
Motor Type	A3668M
Mounting Arrangement	F1
Number of Poles	6
Overall Length	33.48 IN
Power Factor	81
Product Family	General Industrial
Pulley End Bearing Type	Ball
Pulley Face Code	Standard
Service Factor	1.15
Shaft Diameter	2.374 IN
Shaft Ground Indicator	No Shaft Grounding
Shaft Rotation	Reversible
Shaft Slinger Indicator	Shaft Slinger
Speed	1185 rpm
Speed Code	Single Speed
Starting Method	Direct on line
Thermal Device - Bearing	None
Thermal Device - Winding	Normally Closed Thermostat

Nameplate

NP3140L										
SPEC NO.	A36-8077-4262			CAT.NO.	DRX36564T			FRAME	365T	
HP	50	VOLTS	230/460		PHASE	3	DESIGN	B	TYPE	P
RPM	1185	AMPS	124/62		HZ	60	AMB	40	SF	1.00
DRIVE END BEARING	65BC03J30X		DUTY	CONT		INSUL.CLASS	F			
OPP D.E. BEARING	65BC03J30X		ENCL	TEFC		CODE	G			
SF	1.15	WK2	18.71	MAG CUR	44/22		RPM MAX	1800		
CT HZ	6-60	VT HZ	0-60	CHP HZ	60-90		NEMA-NOM-EFF	94.1		
SER.NO.	SUIT FOR 55C AMB AT 1.00 SF					IP55				
	MOTOR WEIGHT				908					

000692000FX

000613006PC

CLASS I GROUP	C D X	NO.	
CLASS II GROUP	X X X		
OPERATING TEMP CODE	T3C		

NP2496L

POLYREX EM

AC induction motor performance data

Record #95973 - Typical performance - not guaranteed values

Winding	A36WG4262
Type	A3668M
Enclosure	TEFC

Nameplate data

Rated Output			50
Volts			230/460
Full Load Amps			124/62
R.P.M.			1185
Hz	60	Phase	3
KVA Code			G
Service Factor (S.F.)			1
NEMA Nom. Eff.	94.1	Power Factor	81
Duty			CONT
S.F. Amps			

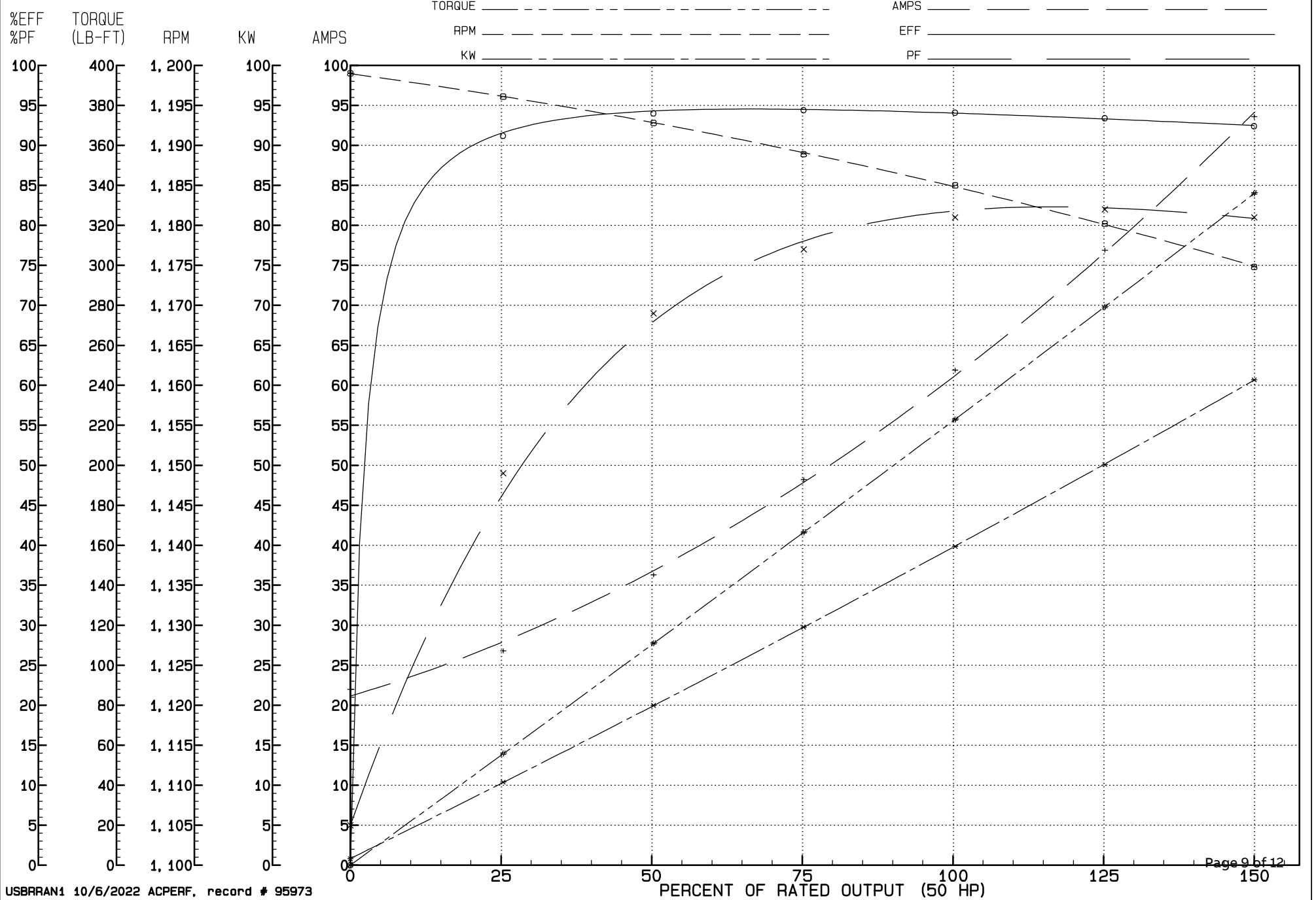
460 V, 60 Hz:

High Voltage Connection

Full Load Torque	222.9 LB-FT
Start Configuration	direct on line
Breakdown Torque	540 LB-FT
Pull-up Torque	319 LB-FT
Locked-rotor Torque	394 LB-FT
Starting Current	366 A
No-load Current	22
Line-line Res. @ 25°C	0.11998 Ω
Temp. Rise @ Rated Load	64°C
Temp. Rise @ S.F. Load	0°C
Locked-rotor Power Factor	28
Rotor inertia	22 lb-ft ²

Load Characteristics 460 V, 60 Hz, 50 HP

% of Rated Load	NL	25	50	75	100	125	150	SF
Power Factor	5	49	69	77	81	82	81	0
Efficiency	0	91.2	94	94.4	94.1	93.4	92.4	0
Speed	1199	1196.1	1192.8	1188.9	1185	1180.2	1174.8	0
Line amperes	22	26.8	36.3	48.2	61.9	76.9	93.6	0



611742-772

ENCLOSURE: TOTALLY ENCLOSED

MOUNTING: FOOT, F-1

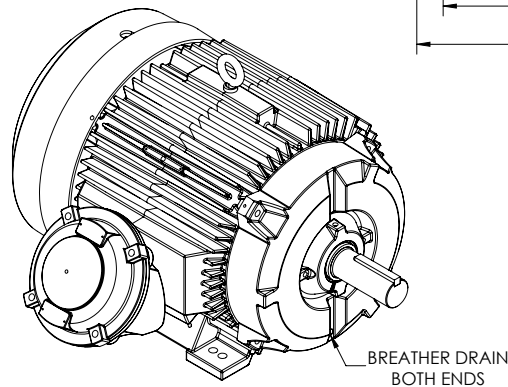
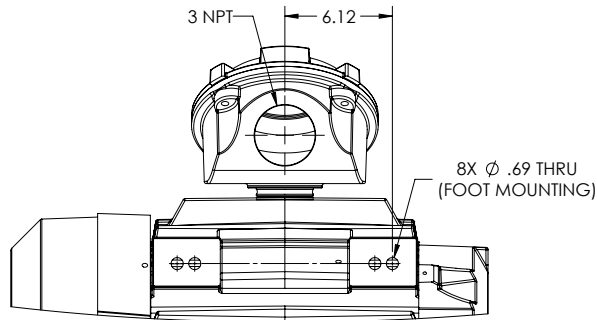
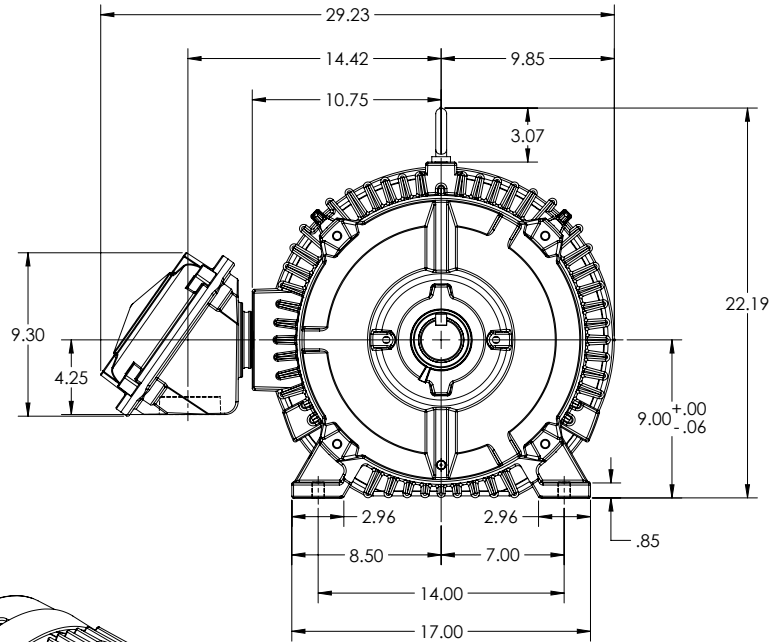
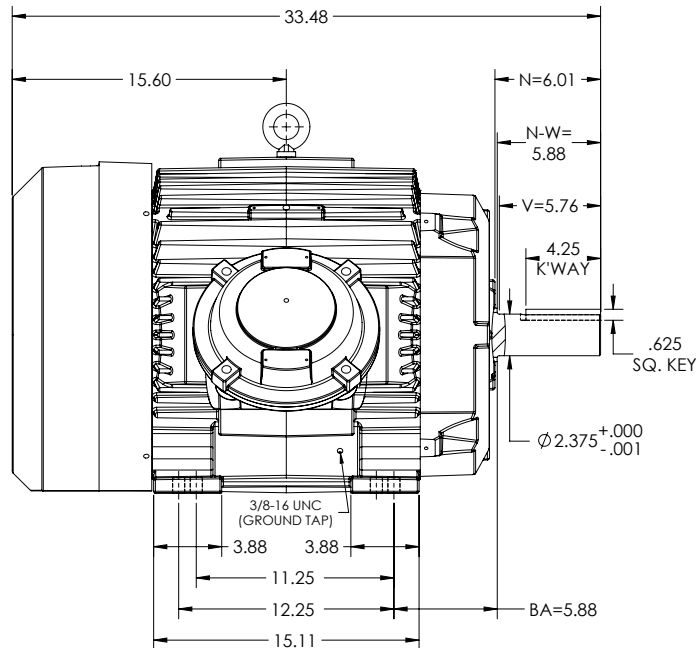
DUTY MASTER ALTERNATING CURRENT MOTORS
SQUIRREL-CAGE INDUCTION

E365T/E364T FRAME MOUNTING HOLES

COOLING: FAN COOLED

UNDERWRITER MOTOR

DIV.1/CL.1/GRP. C & D



DIMENSIONS ARE IN INCHES.
CUSTOMER IS RESPONSIBLE FOR DETERMINING THAT MOTOR PERFORMANCE IS SUITABLE IN THE APPLICATION.

SHEET NUMBER
1 OF 1
ZLL-CPL119

IF MOUNTING CLEARANCE DETAILS ARE REQUIRED, CONSULT FACTORY.
MAX PERMISSIBLE SHAFT RUNOUT WHEN MEASURED AT END OF STANDARD SHAFT EXTENSION IS .003" T.I.R.

REV. DESC: NEW DRAWING	VERSION: 00	REVISED: 03-41-44 10/24/2018	TDR: 000001088043
MODEL NO. 611742-772	BY: USJEDIL		

BALDOR

E365/364T FCXP F1 FOOT CAST IRON BOX/CL.1/GRP C & D DRAINS

611742-772

CONNECTION DIAGRAM ACCESSORIES

MOTOR WINDING THERMOSTATS	
CONTACTS _____ @ _____ °C	
FIGURE NUMBER _____	
CONTACT RATING	
VOLTS	CONTINUOUS AMPERES
110-120	3.0
220-240	1.5
440-480	0.75
550-600	0.60
	INRUSH AMPERES
	30
	15
	7.5
	6.0

NORMALLY CLOSED	THERMOSTATS	NORMALLY OPEN
 FIGURE 1		 FIGURE 4
 FIGURE 2		 FIGURE 5
 FIGURE 3		 FIGURE 6
 FIGURE 7		 FIGURE 8

CUSTOMER _____ CUSTOMER ORDER NO. _____ S.O. NO. _____

418174-006

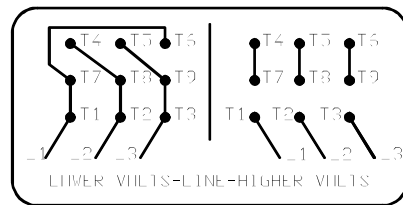
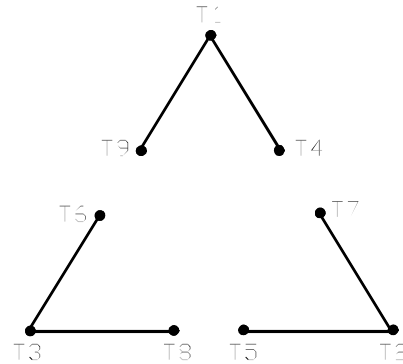
418174-006

REV. DESC: LOADED TO BUS		
REV. LTR: A	VERSION: 01	TDR: 000000570390
FILE: \RAG\00013\849	REVISED: 10:16:21 12/07/2010	BY: RAGDRF
MTL: -		

BALDOR
A-C MOTOR CONNECTION ACCESSORIES
SH 1 of 1

416820-002

A-C MOTOR
CONNECTION DIAGRAM
STANDARD 9 LEAD DELTA-CONNECTED



(N.P. 1575-B)

416820-002

REV. DESC: FONT CHANGE FOR PDF SEARCHABLE		
REV. LTR: A	VERSION: 01	TDR: 000001009382
FILE: \MGA\00000\661	REVISED: 02:46:19 02/13/2020	BY: MGHMTT
MTL: -		© □

BALDOR - RELIANCE®

CONN DIAG - STANDARD 9 LEAD, DELTA-CONNECTED

SH 1 of 1