Customer information packet

CJM3158

3HP, 3450RPM, 3PH, 60HZ, 56J, 3524M, OPEN, F1
Class - None
Division - Not Applicable

Copyright © All product information within this document is subject to ABB Motors and Mechanical Inc. copyright © protection, unless otherwise noted.
11/23/2026 11:14:04 AM

Specifications

Enclosure	ODTF
Frame	56J
Frame Material	Steel
Frequency	60.00 Hz
Haz Area Class and Group	None
Haz Area Division	Not Applicable
Motor Letter Type	Three Phase
Output @ Frequency	3.000 HP @ 60 HZ
Phase	3
Synchronous Speed @ Frequency	3600 RPM @ 60 HZ
Voltage @ Frequency	460.0 V @ 60 HZ
	230.0 V @ 60 HZ
	208.0 V @ 60 HZ
Agency Approvals	CSA
	UR
Ambient Temperature	40 °C
Auxiliary Box	NO AUXILLARY BOX
Auxiliary Box Lead Termination	None
Base Indicator	Rigid
Bearing Grease Type	Polyrex EM (-20F +300F)
Blower	None
Current @ Voltage	8.500 A @ 208.0 V
	8.000 A @ 230.0 V
	4.000 A @ 460.0 V
Design Code	B
Drip Cover	Drip Cover
Duty Rating	CONT
Efficiency @ 100% Load	80.0 %
Electrically Isolated Bearing	Not Electrically Isolated
Feedback Device	NO FEEDBACK
Front Face Code	Drip Cover Mounting
Front Shaft Indicator	None

Part Detail

Revision	AA
Type	AC
Mech. spec.	35T961
Base	
Status	PRD/A
Elec. spec.	35WGR286
Layout	35LYT961
Eff. date	01-12-2026
CD Diagram	CD0005
Poles	02
Leads	9#18
Proprietary	False
Created date	06-22-2007

Heater Indicator	No Heater
High Voltage Full Load Amps	4.0 a
Insulation Class	B
Inverter Code	Not Inverter
KVA Code	K
Lifting Lugs	No Lifting Lugs
Locked Bearing Indicator	Locked Bearing
Motor Lead Exit	Ko Box
Motor Lead Quantity/Wire Size	9 @ 18 AWG
Motor Lead Termination	Flying Leads
Motor Standards	NEMA
Motor Type	3524M
Mounting Arrangement	F1
Number of Poles	2
Overall Length	13.74 IN
Power Factor	87
Product Family	General Purpose
Pulley End Bearing Type	Ball
Pulley Face Code	C-Face
Pulley Shaft Indicator	Ext Thread
Rodent Screen	None
Service Factor	1.15
Shaft Diameter	0.625 IN
Shaft Extension Location	Pulley End
Shaft Ground Indicator	No Shaft Grounding
Shaft Rotation	Reversible
Shaft Slinger Indicator	No Slinger
Speed	3450 rpm
Speed Code	Single Speed
Starting Method	Direct on line
Thermal Device - Bearing	None
Thermal Device - Winding	None
Vibration Sensor Indicator	No Vibration Sensor
Winding Thermal 1	None

Winding Thermal 2	None

Nameplate

NP1256L									
CAT.NO.	CJM3158								
SPEC.	35T961R286G1								
HP	3								
VOLTS	208-230/460								
AMP	8.5-8/4								
RPM	3450								
FRAME	56J	**HZ**	60			**PH**	3		
SER.F.	1.15	**CODE**	K	**DES**	B	**CLASS**	B		
NEMA-NOM-EFF	80	**PF**	87						
RATING	40C AMB-CONT								
CC									
DE	6205	**ODE**	6203						
ENCL	ODTF	**SN**							

AC Induction Motor Performance Data
Record # 8536
Typical performance - not guaranteed values

Winding: 35WGR286-R001	**Type:** 3524M	**Enclosure:** OPEN

Nameplate Data			**460 V, 60 Hz: High Voltage Connection**	
Rated Output (HP)		3	**Full Load Torque**	4.6 LB-FT
Volts		208-230/460	**Start Configuration**	direct on line
Full Load Amps		8.5-8/4	**Breakdown Torque**	16.8 LB-FT
R.P.M.		3450	**Pull-up Torque**	10.1 LB-FT
Hz	60 **Phase**	3	**Locked-rotor Torque**	14.2 LB-FT
NEMA Design Code	B **KVA Code**	K	**Starting Current**	30.9 A
Service Factor (S.F.)		1.15	**No-load Current**	1.6 A
NEMA Nom. Eff.	80 **Power Factor**	87	**Line-line Res. @ 25ºC**	5.928 Ω
Rating - Duty		40C AMB-CONT	**Temp. Rise @ Rated Load**	42°C
S.F. Amps			**Temp. Rise @ S.F. Load**	50°C
			Locked-rotor Power Factor	55
			Rotor inertia	0.0664 LB-FT2

Load Characteristics 460 V, 60 Hz, 3 HP

% of Rated Load	**25**	**50**	**75**	**100**	**125**	**150**	**S.F.**
Power Factor	56	74	83	87	89	89	88
Efficiency	68.6	78.2	80.7	81	79.9	78.1	80.3
Speed	3565	3520	3484	3444	3400	3346	3418
Line amperes	1.9	2.5	3.2	4	4.9	5.9	4.5

ABB Motors and Mechanical Inc.

WINDING # 35WGR286

3 HP 3 PH 60 HZ 3450 RPM 460 V 3524M

Typical performance - not guaranteed values.

TORQUES(LB-FT): PO=16.8 PU=10.1 LR=14.2 LRA=30.9

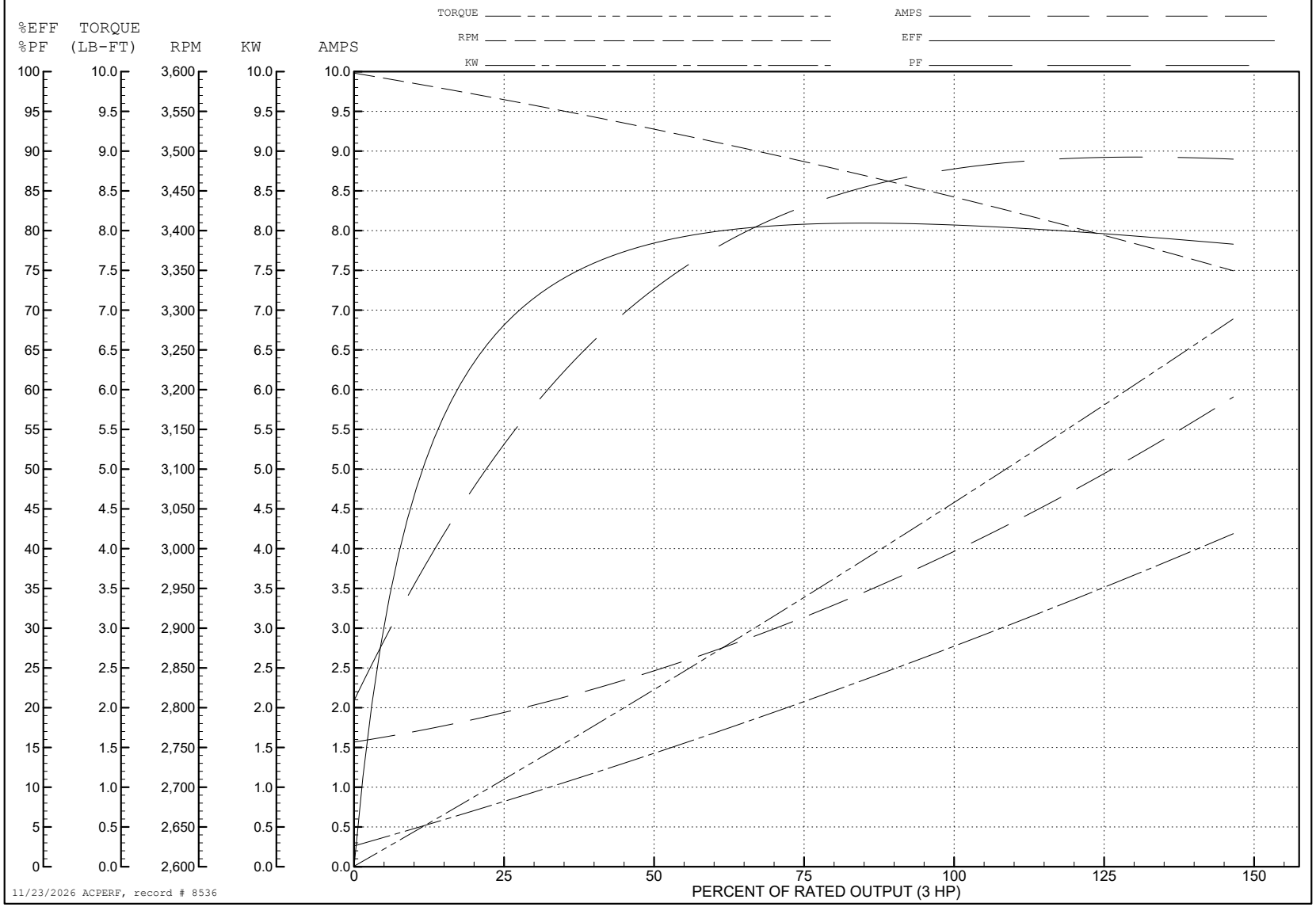

AC Induction Motor Performance Data
Record # 20324
Typical performance - not guaranteed values

Winding: 35WGR286-R002	**Type:** 3524M	**Enclosure:** OPEN

Nameplate Data			
Rated Output (HP)			3
Volts			208-230/460
Full Load Amps			8.5-8/4
R.P.M.			3450
Hz	60	**Phase**	3
NEMA Design Code	B	**KVA Code**	K
Service Factor (S.F.)			1.15
NEMA Nom. Eff.	80	**Power Factor**	87
Rating - Duty			40C AMB-CONT
S.F. Amps			

460 V, 60 Hz: High Voltage Connection	
Full Load Torque	4.6 LB-FT
Start Configuration	direct on line
Breakdown Torque	16.8 LB-FT
Pull-up Torque	10.1 LB-FT
Locked-rotor Torque	14.2 LB-FT
Starting Current	30.9 A
No-load Current	1.6 A
Line-line Res. @ 25ºC	5.928 Ω
Temp. Rise @ Rated Load	42°C
Temp. Rise @ S.F. Load	50°C
Locked-rotor Power Factor	55
Rotor inertia	0.0664 LB-FT2

Load Characteristics 460 V, 60 Hz, 3 HP

% of Rated Load	**25**	**50**	**75**	**100**	**125**	**150**	**S.F.**
Power Factor	56	74	83	87	89	89	88
Efficiency	68.6	78.2	80.7	81	79.9	78.1	80.3
Speed	3565	3520	3484	3444	3400	3346	3418
Line amperes	1.9	2.5	3.2	4	4.9	5.9	4.5

ABB Motors and Mechanical Inc.

WINDING # 35WGR286

3 HP 3 PH 60 HZ 3450 RPM 460 V 3524M

Typical performance - not guaranteed values.

TORQUES(LB-FT): PO=16.8 PU=10.1 LR=14.2 LRA=30.9

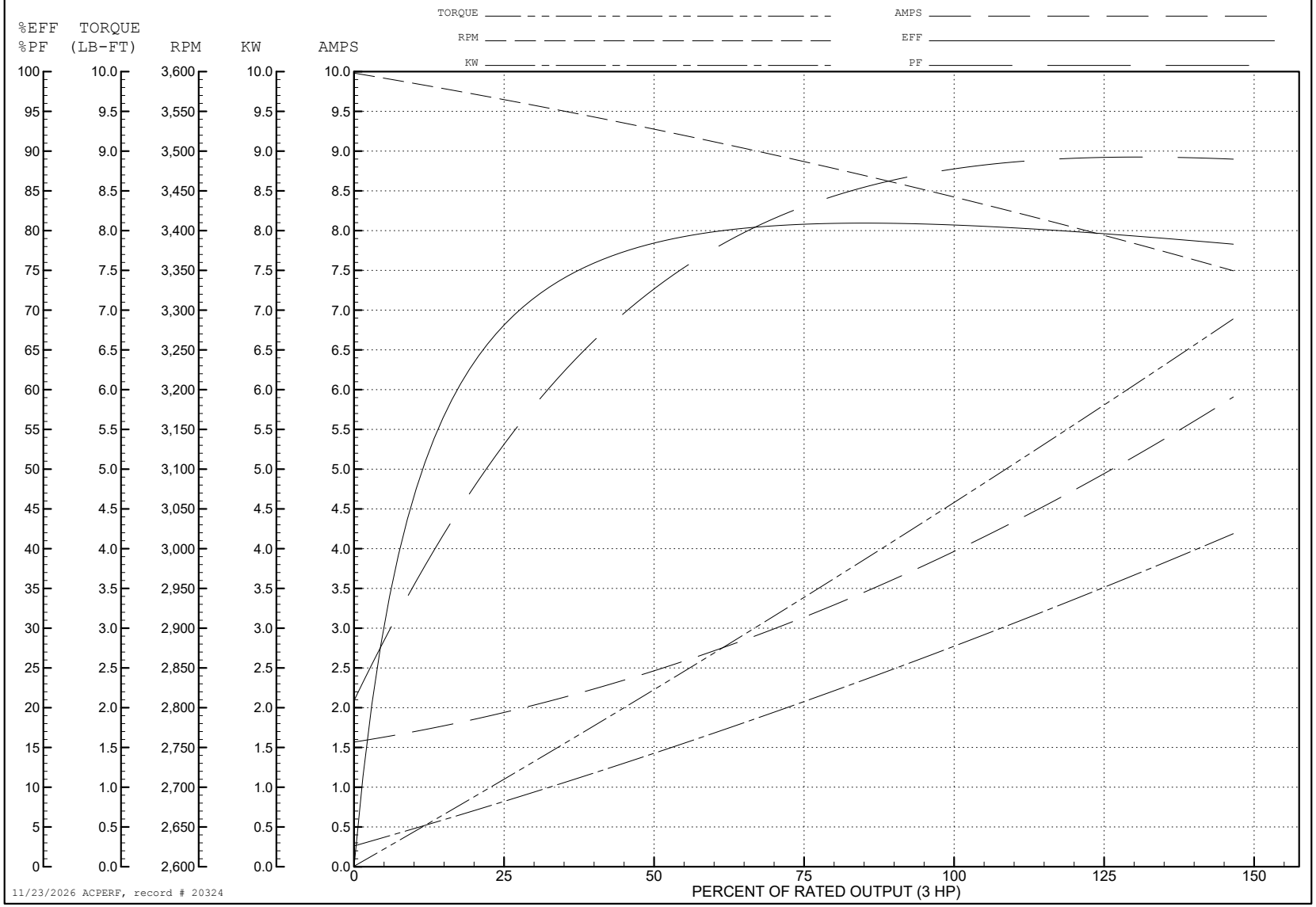

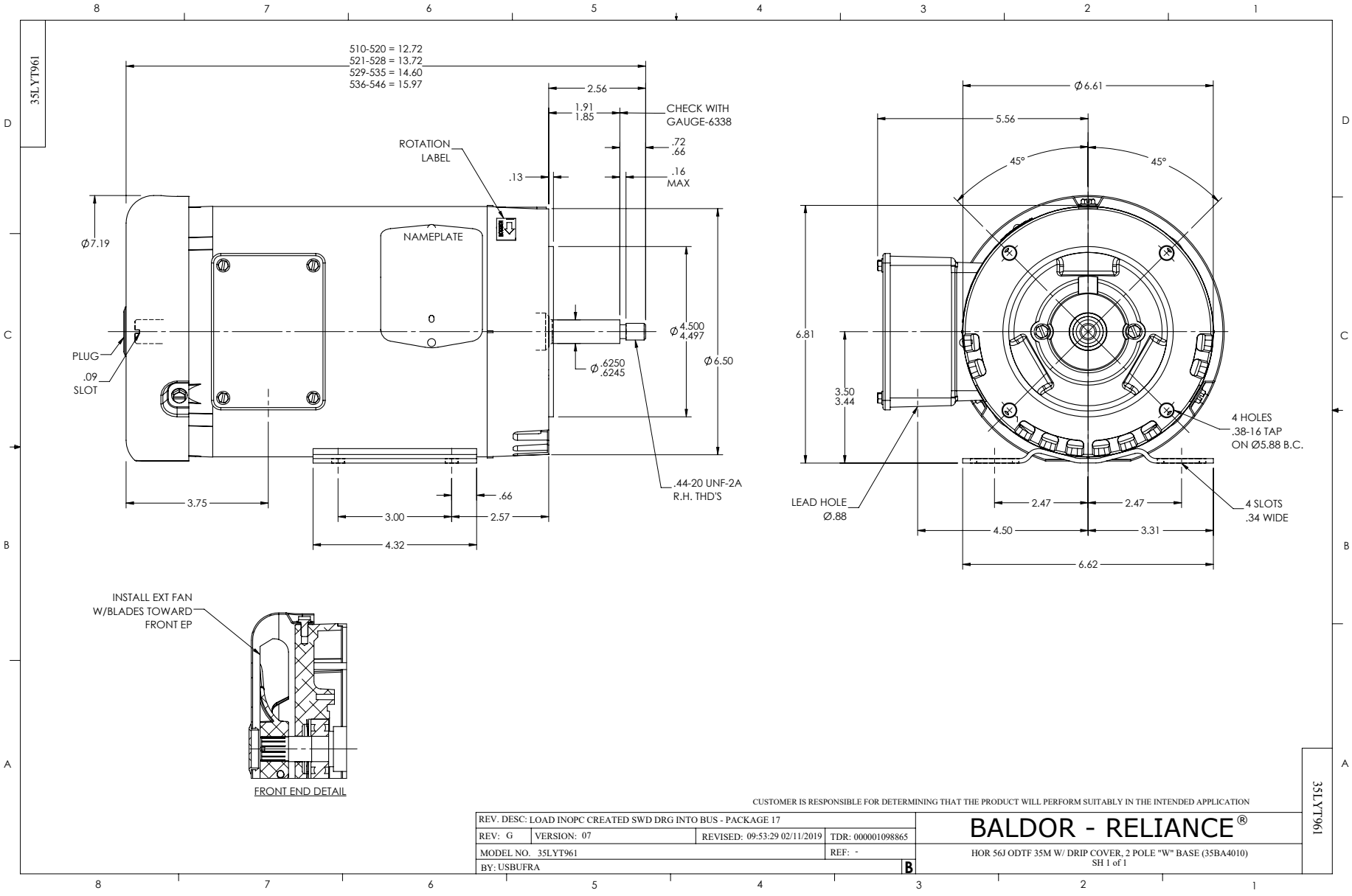
35LYT961
510-520 = 12.72
521-528 = 13.72
529-535 = 14.60
536-546 = 15.97
2.56
1.91
1.85
CHECK WITH GAUGE-6338
ROTATION LABEL
.72
.66
.13
.16 MAX
NAMEPLATE
Ø7.19
PLUG
.09 SLOT
Ø4.500
4.497
Ø.6250
.6245
Ø6.50
.44-20 UNF-2A R.H. THD'S
3.75
.66
3.00
2.57
4.32
Ø6.61
5.56
45°
45°
6.81
3.50
3.44
4 HOLES .38-16 TAP ON Ø5.88 B.C.
LEAD HOLE Ø.88
2.47
2.47
4 SLOTS .34 WIDE
4.50
3.31
6.62
INSTALL EXT FAN W/BLADES TOWARD FRONT EP
FRONT END DETAIL
CUSTOMER IS RESPONSIBLE FOR DETERMINING THAT THE PRODUCT WILL PERFORM SUITABLY IN THE INTENDED APPLICATION
REV. DESC: LOAD INOPC CREATED SWD DRG INTO BUS - PACKAGE 17
REV: G
VERSION: 07
REVISED: 09:53:29 02/11/2019
TDR: 000001098865
MODEL NO. 35LYT961
REF: -
BY: USBUFRA
B
BALDOR - RELIANCE®
HOR 56J ODTF 35M W/ DRIP COVER, 2 POLE "W" BASE (35BA4010)
SH 1 of 1
35LYT961

CD0005

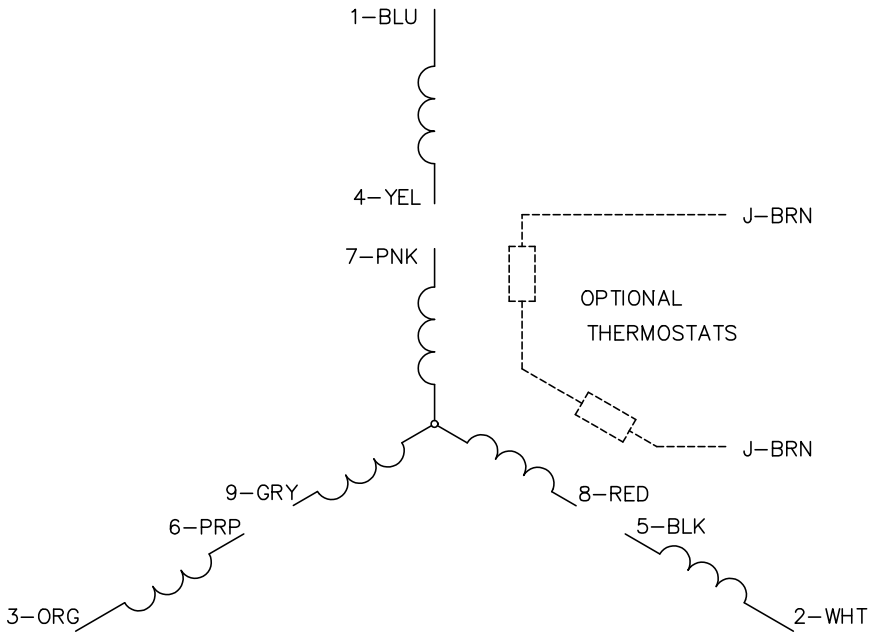

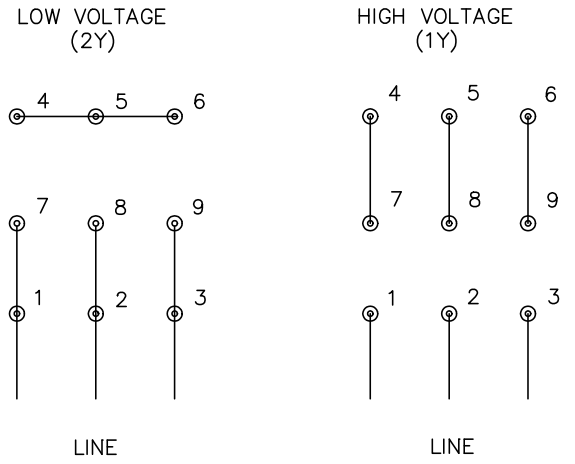

NOTES:

1. INTERCHANGE ANY TWO LINE LEADS TO REVERSE ROTATION.
2. OPTIONAL THERMOSTATS ARE PROVIDED WHEN SPECIFIED.
3. ACTUAL NUMBER OF INTERNAL PARALLEL CIRCUITS MAY BE A MULTIPLE OF THOSE SHOWN ABOVE.
4. LEAD COLORS ARE OPTIONAL. LEADS MUST ALWAYS BE NUMBERED AS SHOWN.

CD0005

REV. DESC: REVISE TO SHOW OPTIONAL COLORS			BALDOR ELECTRIC Co.
REV. LTR: E	BY: JLP	REVISED: 01/19/99 10:15	TDR: 0171435
CD0005		FILE: AAA00005140	MDL: –
		MTL: –	3PH, DV, 9 LEADS