ABB BALDOR RELIANCE

Customer information packet

CJEWDM3559

3HP, 3450RPM, 3PH, 60HZ, 56J, 3540M, TEFC, F1, N
Class - None
Division - Not Applicable

Copyright © All product information within this document is subject to ABB Motors and Mechanical Inc. copyright © protection, unless otherwise noted.
11/27/2026 9:28:01 PM

Specifications

Enclosure	TEFC
Frame	56J
Frame Material	Steel
Frequency	60.00 Hz
Haz Area Class and Group	None
Haz Area Division	Not Applicable
Motor Letter Type	Three Phase
Output @ Frequency	3.000 HP @ 60 HZ
Phase	3
Synchronous Speed @ Frequency	3600 RPM @ 60 HZ
Voltage @ Frequency	460.0 V @ 60 HZ
	230.0 V @ 60 HZ
	208.0 V @ 60 HZ
Agency Approvals	CSA
	UR
Ambient Temperature	40 °C
Auxiliary Box	NO AUXILLARY BOX
Auxiliary Box Lead Termination	None
Base Indicator	Rigid
Bearing Grease Type	Polyrex EM (-20F +300F)
Blower	None
Current @ Voltage	7.700 A @ 208.0 V
	7.000 A @ 230.0 V
	3.500 A @ 460.0 V
Design Code	B
Drip Cover	No Drip Cover
Duty Rating	CONT
Efficiency @ 100% Load	87.5 %
Electrically Isolated Bearing	Not Electrically Isolated
Feedback Device	NO FEEDBACK
Front Face Code	Standard
Front Shaft Indicator	None

Part Detail

Revision	M
Type	AC
Mech. spec.	35E2234
Base	
Status	PRD/A
Elec. spec.	35WGQ130
Layout	35LYE2234
Eff. date	10-01-2026
CD Diagram	CD0005
Poles	02
Leads	9#18
Proprietary	False
Created date	07-01-2015

Heater Indicator	No Heater
High Voltage Full Load Amps	3.5 a
Insulation Class	F
Inverter Code	Inverter Ready
KVA Code	M
Lifting Lugs	No Lifting Lugs
Locked Bearing Indicator	Locked Bearing
Motor Lead Exit	Ko Box
Motor Lead Quantity/Wire Size	9 @ 18 AWG
Motor Lead Termination	Flying Leads
Motor Standards	NEMA
Motor Type	3540M
Mounting Arrangement	F1
Number of Poles	2
Overall Length	15.98 IN
Power Factor	92
Product Family	Wash Down
Pulley End Bearing Type	Sealed Bearing
Pulley Face Code	C-Face
Pulley Shaft Indicator	Ext Thread
Rodent Screen	None
RoHS Status	ROHS COMPLIANT
Service Factor	1.15
Shaft Diameter	0.625 IN
Shaft Extension Location	Pulley End
Shaft Ground Indicator	No Shaft Grounding
Shaft Rotation	Reversible
Shaft Slinger Indicator	Shaft Slinger
Speed	3450 rpm
Speed Code	Single Speed
Starting Method	Direct on line
Thermal Device - Bearing	None
Thermal Device - Winding	None
Vibration Sensor Indicator	No Vibration Sensor

Winding Thermal 1	None
Winding Thermal 2	None

Nameplate

NP2179L									
CAT.NO.	CJEWDM3559								
SPEC.	35E2234Q130G2								
HP	3								
VOLTS	208-230/460								
AMP	7.7-7/3.5								
RPM	3450								
FRAME	56J		**HZ**	60			**PH**	3	
SER.F.	1.15	**CODE**	M	**DES**	B	**CLASS**		F	
NEMA-NOM-EFF	87.5	**PF**	92						
RATING	40C AMB-CONT								
CC	010A								
DE	6205		**ODE**	6203					
ENCL	TEFC	**SN**							
BLANK	SFA 8.8-8/4								

AC Induction Motor Performance Data
Record # 8289
Typical performance - not guaranteed values

Winding: 35WGQ130-R001	**Type:** 3540M	**Enclosure:** TEFC

Nameplate Data				**460 V, 60 Hz: High Voltage Connection**	
Rated Output (HP)			3	**Full Load Torque**	4.59 LB-FT
Volts			208-230/460	**Start Configuration**	direct on line
Full Load Amps			7.7-7/3.5	**Breakdown Torque**	20.5 LB-FT
R.P.M.			3450	**Pull-up Torque**	9.62 LB-FT
Hz	60	**Phase**	3	**Locked-rotor Torque**	18.2 LB-FT
NEMA Design Code	B	**KVA Code**	M	**Starting Current**	39.19 A
Service Factor (S.F.)			1.15	**No-load Current**	1.14 A
NEMA Nom. Eff.	87.5	**Power Factor**	92	**Line-line Res. @ 25ºC**	4.032 Ω
Rating - Duty			40C AMB-CONT	**Temp. Rise @ Rated Load**	58°C
S.F. Amps				**Temp. Rise @ S.F. Load**	71°C
				Locked-rotor Power Factor	44
				Rotor inertia	0.111 LB-FT2

Load Characteristics 460 V, 60 Hz, 3 HP

% of Rated Load	**25**	**50**	**75**	**100**	**125**	**150**	**S.F.**
Power Factor	60	81	88	92	94	93	93
Efficiency	82.6	87.7	88.3	87.6	86.3	84.4	86.8
Speed	3564	3536	3506	3474	3439	3399	3453
Line amperes	1.46	2.04	2.74	3.53	4.38	5.34	4.04

ABB Motors and Mechanical Inc.

WINDING # 35WGQ130

3 HP 3 PH 60 HZ 3450 RPM 460 V 3540M

Typical performance - not guaranteed values.

TORQUES(LB-FT): PO=20.5 PU=9.62 LR=18.2 LRA=39.19

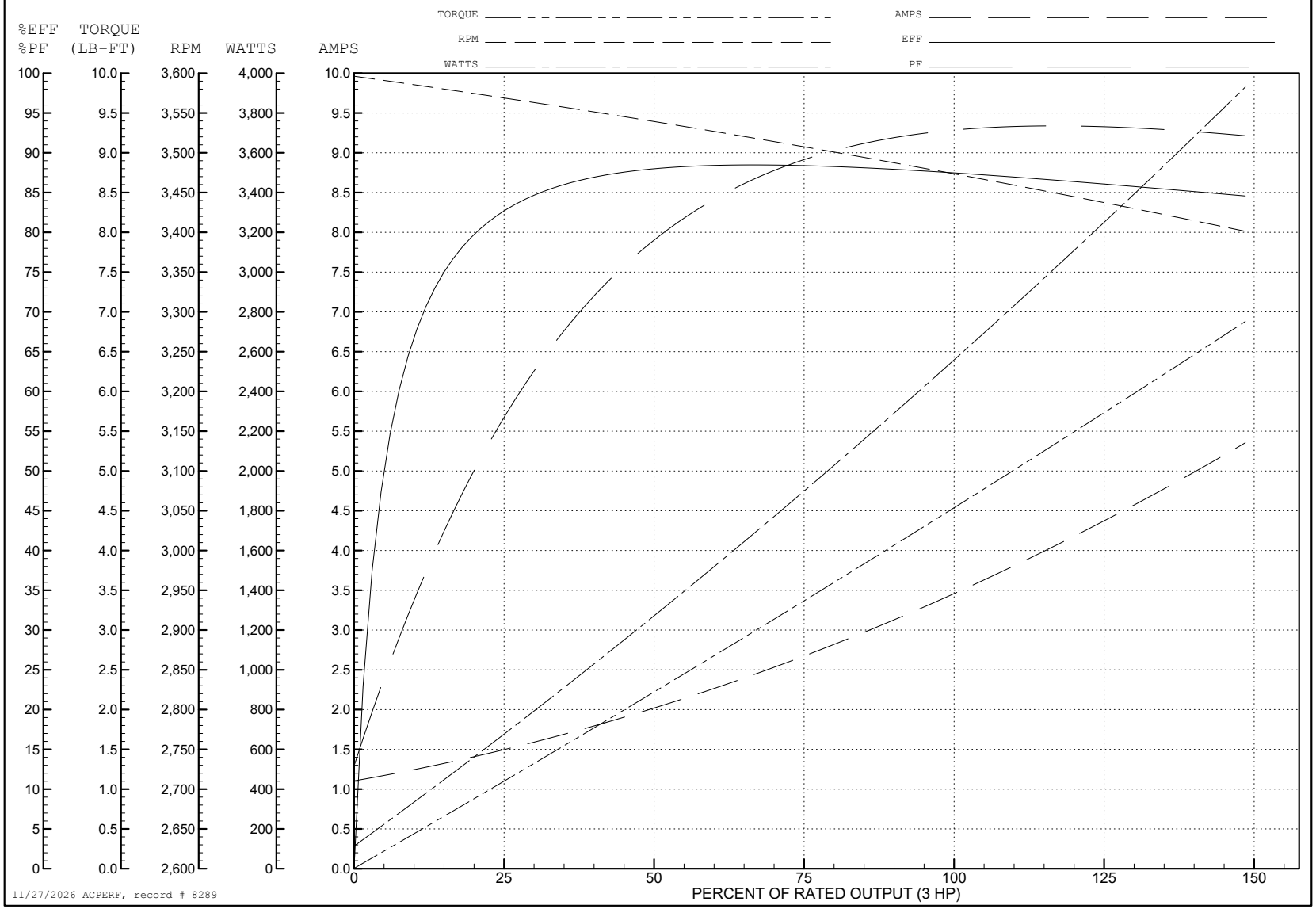

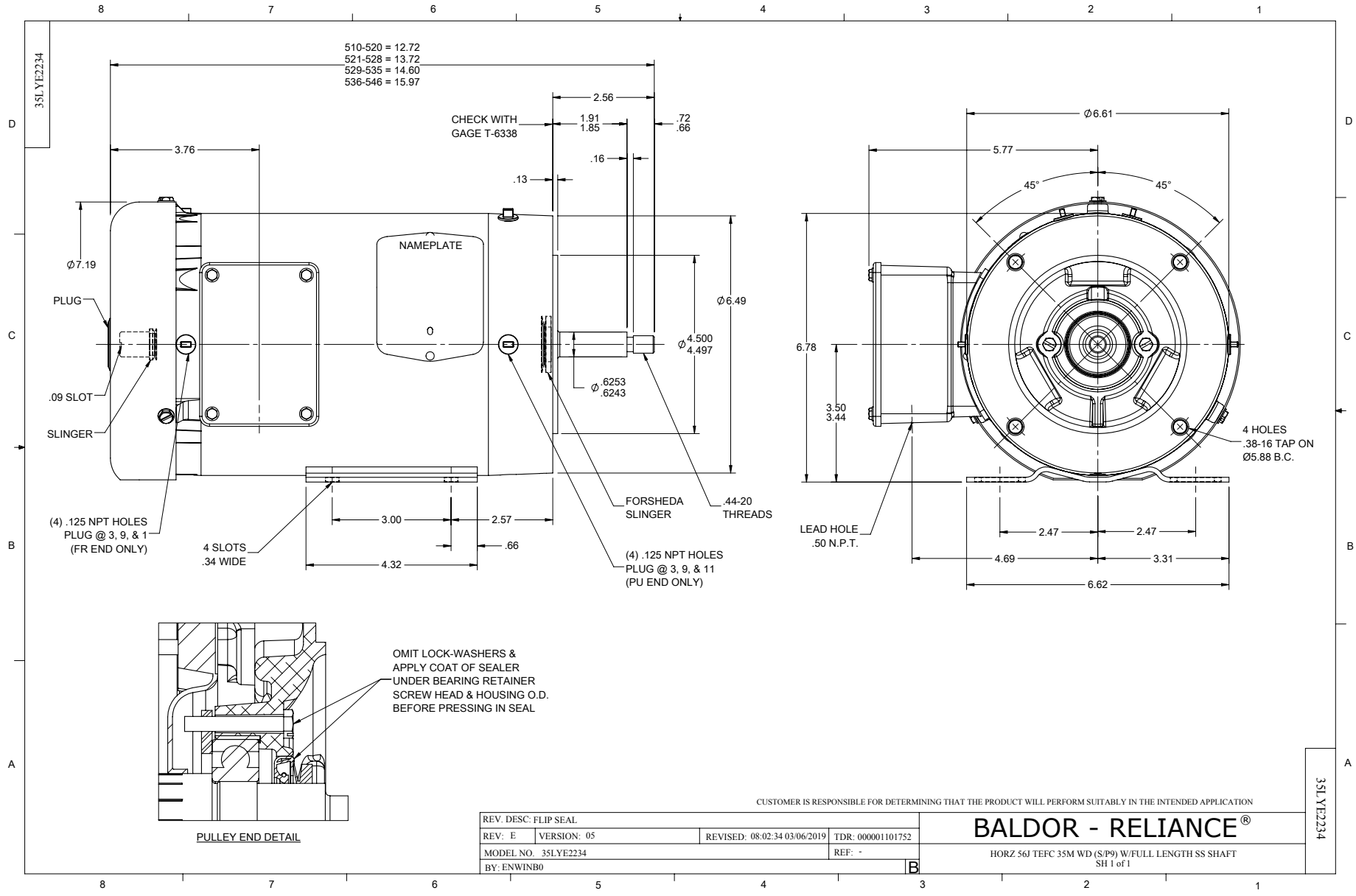
35LYE2234
510-520 = 12.72
521-528 = 13.72
529-535 = 14.60
536-546 = 15.97
2.56
CHECK WITH GAGE T-6338
1.91
1.85
.72
.66
3.76
.16
.13
NAMEPLATE
Ø7.19
PLUG
Ø6.49
Ø4.500
4.497
.09 SLOT
SLINGER
Ø.6253
.6243
FORSHEDA SLINGER
.44-20 THREADS
(4) .125 NPT HOLES PLUG @ 3, 9, & 1 (FR END ONLY)
4 SLOTS .34 WIDE
3.00
2.57
.66
4.32
(4) .125 NPT HOLES PLUG @ 3, 9, & 11 (PU END ONLY)
Ø6.61
5.77
45°
45°
6.78
3.50
3.44
4 HOLES .38-16 TAP ON Ø5.88 B.C.
LEAD HOLE .50 N.P.T.
2.47
2.47
4.69
3.31
6.62
OMIT LOCK-WASHERS & APPLY COAT OF SEALER UNDER BEARING RETAINER SCREW HEAD & HOUSING O.D. BEFORE PRESSING IN SEAL
PULLEY END DETAIL
CUSTOMER IS RESPONSIBLE FOR DETERMINING THAT THE PRODUCT WILL PERFORM SUITABLY IN THE INTENDED APPLICATION
REV. DESC: FLIP SEAL
REV: E
VERSION: 05
REVISED: 08:02:34 03/06/2019
TDR: 000001101752
MODEL NO. 35LYE2234
REF: -
BY: ENWINB0
B
BALDOR - RELIANCE®
HORZ 56J TEFC 35M WD (S/P9) W/FULL LENGTH SS SHAFT
SH 1 of 1
35LYE2234

CD0005

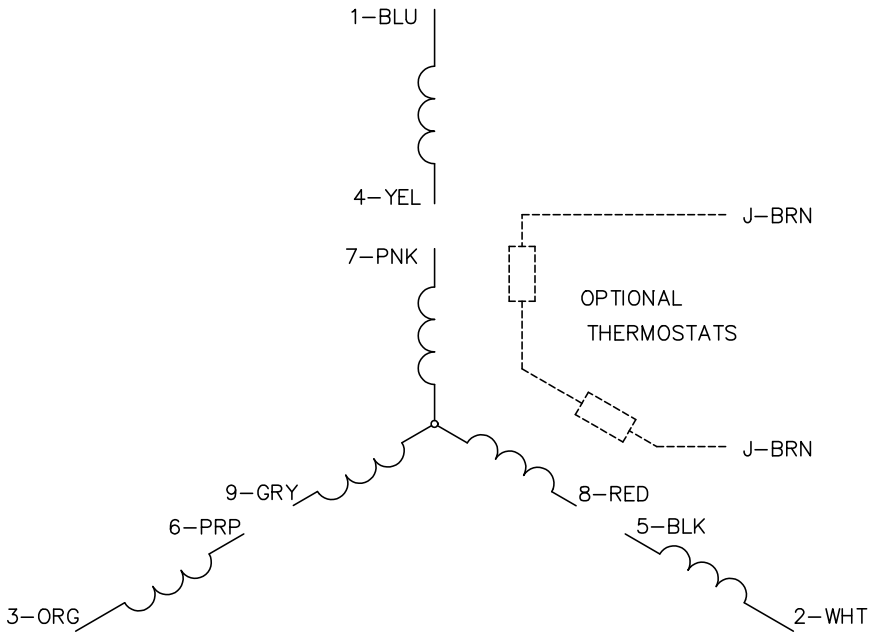

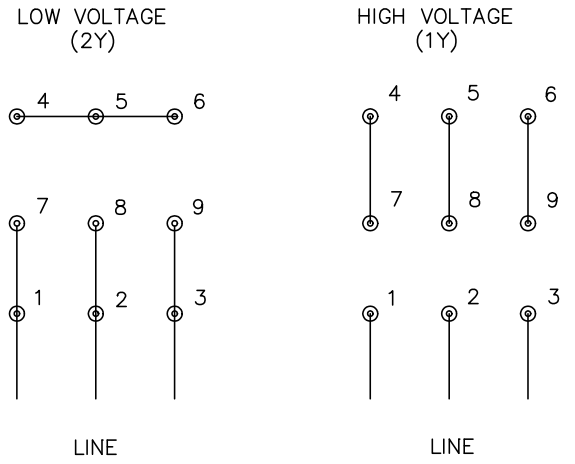

NOTES:

1. INTERCHANGE ANY TWO LINE LEADS TO REVERSE ROTATION.
2. OPTIONAL THERMOSTATS ARE PROVIDED WHEN SPECIFIED.
3. ACTUAL NUMBER OF INTERNAL PARALLEL CIRCUITS MAY BE A MULTIPLE OF THOSE SHOWN ABOVE.
4. LEAD COLORS ARE OPTIONAL. LEADS MUST ALWAYS BE NUMBERED AS SHOWN.

CD0005

REV. DESC: REVISE TO SHOW OPTIONAL COLORS			BALDOR ELECTRIC Co.
REV. LTR: E	BY: JLP	REVISED: 01/19/99 10:15	TDR: 0171435
CD0005		FILE: AAA00005140	MDL: –
		MTL: –	3PH, DV, 9 LEADS