ABB BALDOR RELIANCE

Customer information packet

CFSWDM41903T

25HP, 1775RPM, 3PH, 60HZ, 284TC, 4068M, TEFC, F

Copyright © All product information within this document is subject to ABB Motors and Mechanical Inc. copyright © protection, unless otherwise noted.
11/23/2026 2:51:00 AM

Specifications

Enclosure	TEFC
Frame	284TC
Frame Material	Stainless Steel
Frequency	60.00 Hz
Motor Letter Type	Three Phase
Output @ Frequency	25.000 HP @ 60 HZ
Phase	3
Synchronous Speed @ Frequency	1800 RPM @ 60 HZ
Voltage @ Frequency	460.0 V @ 60 HZ
	230.0 V @ 60 HZ
Agency Approvals	CSA
	NEMA PREMIUM
	UR
Ambient Temperature	40 °C
Auxiliary Box	NO AUXILLARY BOX
Auxiliary Box Lead Termination	None
Base Indicator	Rigid
Bearing Grease Type	Polyrex EM (-20F +300F)
Blower	None
Current @ Voltage	30.000 A @ 460.0 V
	60.000 A @ 230.0 V
Design Code	A
Drip Cover	No Drip Cover
Duty Rating	CONT
Efficiency @ 100% Load	93.6 %
Electrically Isolated Bearing	Not Electrically Isolated
Feedback Device	NO FEEDBACK
Front Face Code	Standard
Front Shaft Indicator	None
Heater Indicator	No Heater
High Voltage Full Load Amps	30.0 a
Insulation Class	H

Part Detail

Revision	K
Type	AC
Mech. spec.	40E429
Base	
Status	PRD/A
Elec. spec.	40WGX292
Layout	40LYE429
Eff. date	09-22-2023
CD Diagram	CD0180
Poles	04
Leads	9#10
Proprietary	False
Created date	01-10-2018

Inverter Code	Inverter Ready
KVA Code	H
Lifting Lugs	Standard Lifting Lugs
Locked Bearing Indicator	Locked Bearing
Motor Lead Exit	Ko Box
Motor Lead Quantity/Wire Size	9 @ 10 AWG
Motor Lead Termination	Flying Leads
Motor Standards	NEMA
Motor Type	4068M
Mounting Arrangement	F1
Number of Poles	4
Overall Length	28.14 IN
Power Factor	84
Product Family	WD All SD Non-Encapsulated
Pulley End Bearing Type	Ball
Pulley Face Code	C-Face
Pulley Shaft Indicator	Standard
Rodent Screen	None
RoHS Status	ROHS COMPLIANT
Service Factor	1.15
Shaft Diameter	1.875 IN
Shaft Extension Location	Pulley End
Shaft Ground Indicator	No Shaft Grounding
Shaft Rotation	Reversible
Shaft Slinger Indicator	No Slinger
Speed	1775 rpm
Speed Code	Single Speed
Starting Method	Direct on line
Thermal Device - Bearing	None
Thermal Device - Winding	None
Vibration Sensor Indicator	No Vibration Sensor
Winding Thermal 1	None
Winding Thermal 2	None

Nameplate

NP4427AAA05												
CAT #	CFSWDM41903T					**LBS**						
SPEC	40E429X292G1					**ENCL**	TEFC					
SER #						**CC**	010A	**IP**	69			
HP	25			**MAG CUR**		24/12						
VOLTS	230/460							**NEMA NOM. EFF**			93.6	
AMPS	60/30						**PF**	84				
RATING	40C AMB-CONT											
RPM	1775					**MAX RPM**	2700					
FRAME	284TC	**HZ**	60		**CODE**	H	**CLASS**	H				
SER.F.	1.15	**SF AMP**				**PH**	3	**DES**	A			
DE	6311			**ODE**	6311							
LUBRICATION	POLYREX EM											
ID LOGO	**VPWM**	**CHP**	60	**TO**	90	1.5:1						
ID LOGO	**WK2**	5.41	**CT**	12	**TO**	60	5:1					
ID LOGO	**SL HZ**	0.8	**VT**	6	**TO**	60	10:1					
										QR		
YR												

AC Induction Motor Performance Data
Record # 70431
Typical performance - not guaranteed values

Winding: 40WGX292-R001	**Type:** 4068M	**Enclosure:** TEFC

Nameplate Data				**460 V, 60 Hz: High Voltage Connection**	
Rated Output (HP)			25	**Full Load Torque**	73.77 LB-FT
Volts			230/460	**Start Configuration**	direct on line
Full Load Amps			60/30	**Breakdown Torque**	253 LB-FT
R.P.M.			1775	**Pull-up Torque**	114 LB-FT
Hz	60	**Phase**	3	**Locked-rotor Torque**	149 LB-FT
NEMA Design Code	A	**KVA Code**	H	**Starting Current**	211 A
Service Factor (S.F.)			1.15	**No-load Current**	12 A
NEMA Nom. Eff.	93.6	**Power Factor**	84	**Line-line Res. @ 25ºC**	0.24122 Ω
Rating - Duty			40C AMB-CONT	**Temp. Rise @ Rated Load**	69°C
S.F. Amps				**Temp. Rise @ S.F. Load**	82°C
				Locked-rotor Power Factor	30.2

Load Characteristics 460 V, 60 Hz, 25 HP

% of Rated Load	**25**	**50**	**75**	**100**	**125**	**150**	**S.F.**
Power Factor	47	69	79	84	86	87	85
Efficiency	89.8	93.4	94.1	94.1	93.7	92.9	93.9
Speed	1794.2	1788.5	1782.1	1775.7	1769.6	1761.7	1772
Line amperes	13.9	18.1	23.5	29.6	36.3	43.6	33.6

ABB Motors and Mechanical Inc.

WINDING # 40WGX292

25 HP 3 PH 60 HZ 1775 RPM 460 V 4068M

Typical performance - not guaranteed values.

TORQUES(LB-FT): PO=253 PU=114 LR=149 LRA=211

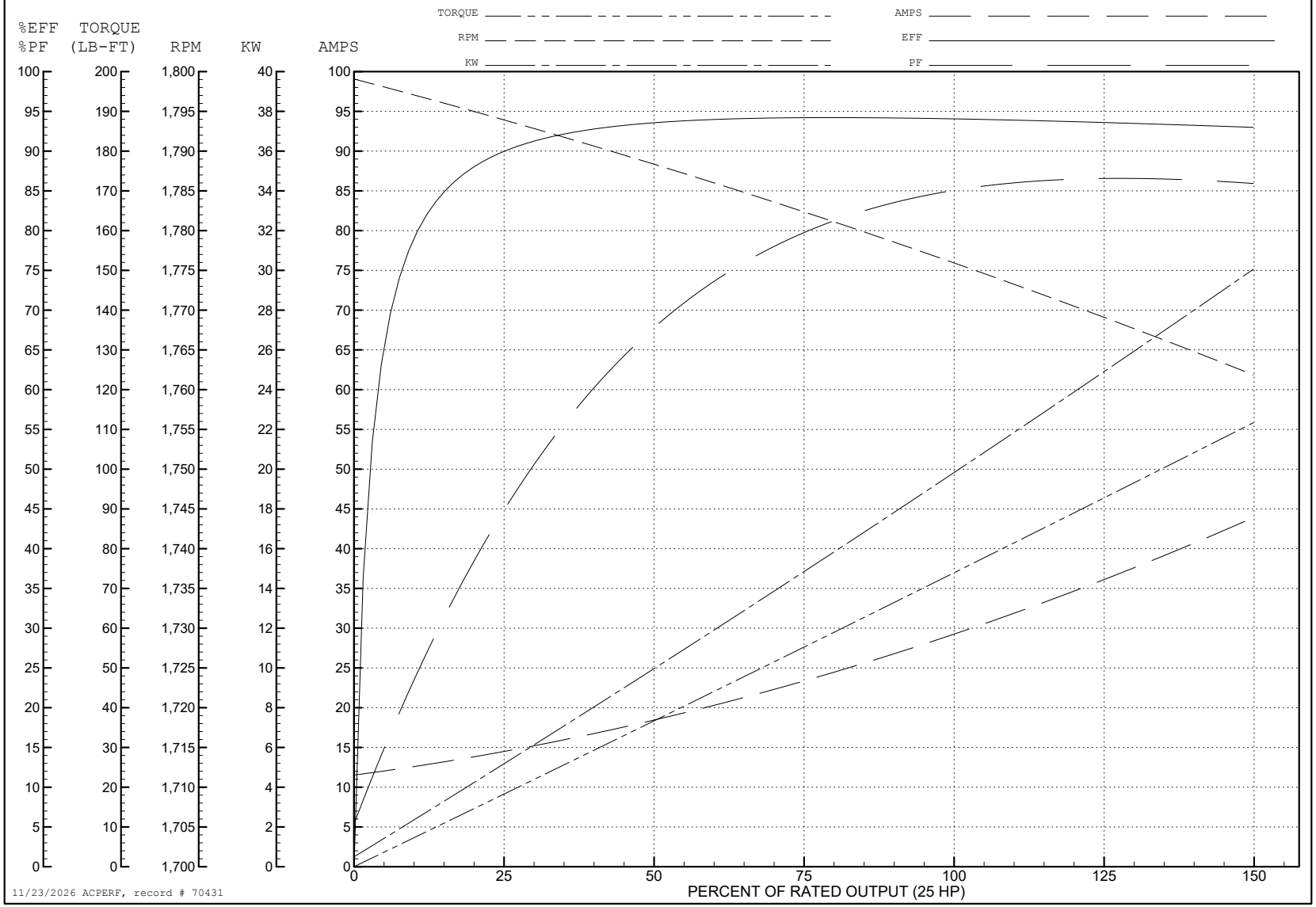

11/23/2026 ACPERF, record # 70431

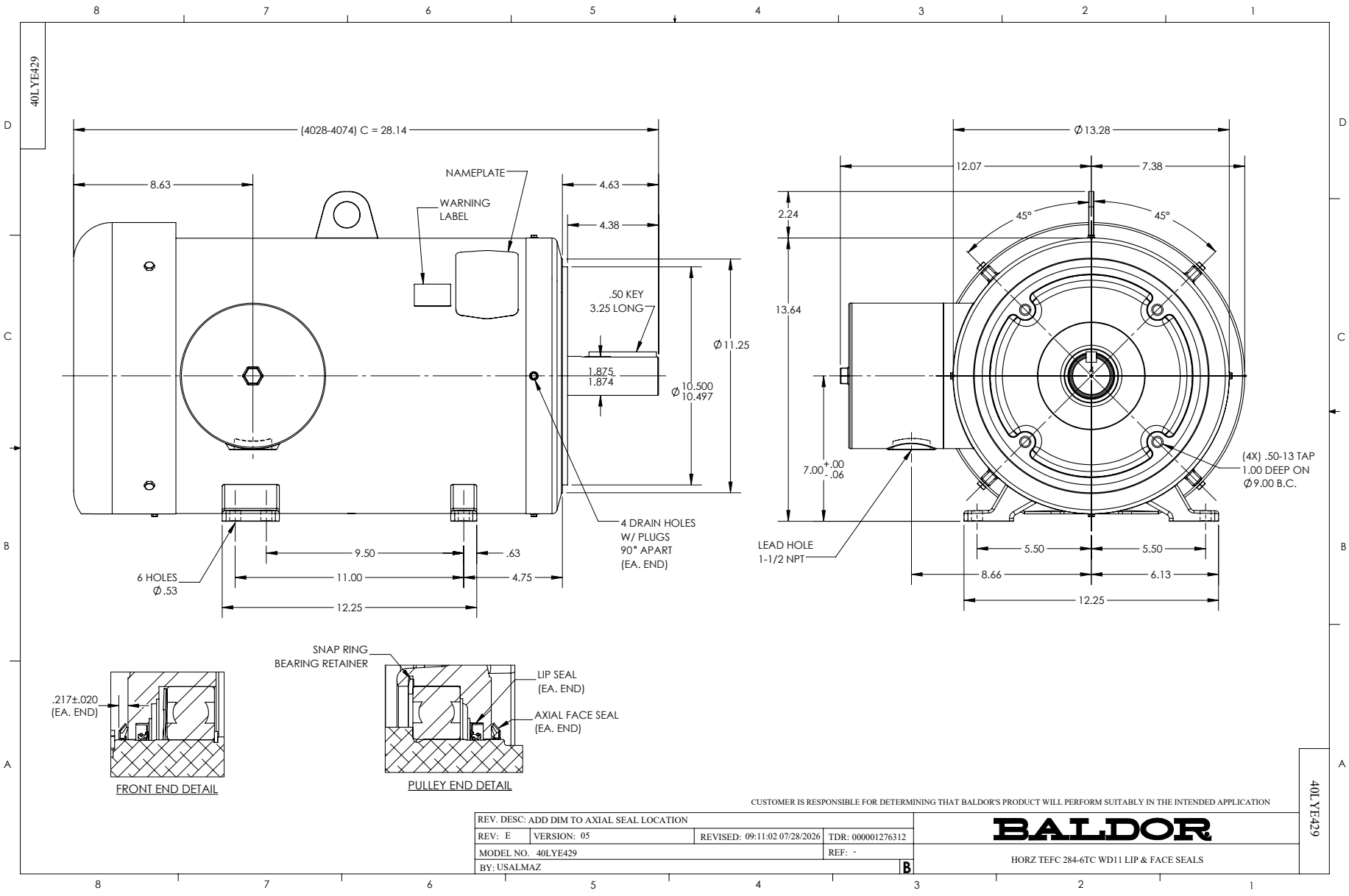
40LYE429
(4028-4074) C = 28.14
8.63
NAMEPLATE
WARNING LABEL
4.63
4.38
.50 KEY
3.25 LONG
Ø11.25
1.875
1.874
Ø10.500
10.497
4 DRAIN HOLES
W/ PLUGS
90° APART
(EA. END)
6 HOLES
Ø.53
9.50
.63
11.00
4.75
12.25
Ø13.28
12.07
7.38
2.24
45°
45°
13.64
7.00 +.00 -.06
(4X) .50-13 TAP
1.00 DEEP ON
Ø9.00 B.C.
LEAD HOLE
1-1/2 NPT
5.50
5.50
8.66
6.13
12.25
SNAP RING
BEARING RETAINER
LIP SEAL
(EA. END)
AXIAL FACE SEAL
(EA. END)
.217±.020
(EA. END)
FRONT END DETAIL
PULLEY END DETAIL
CUSTOMER IS RESPONSIBLE FOR DETERMINING THAT BALDOR'S PRODUCT WILL PERFORM SUITABLY IN THE INTENDED APPLICATION
REV. DESC: ADD DIM TO AXIAL SEAL LOCATION
REV: E
VERSION: 05
REVISED: 09:11:02 07/28/2026
TDR: 000001276312
MODEL NO. 40LYE429
REF: -
BY: USALMAZ
B
BALDOR
HORZ TEFC 284-6TC WD11 LIP & FACE SEALS
40LYE429

CD0180

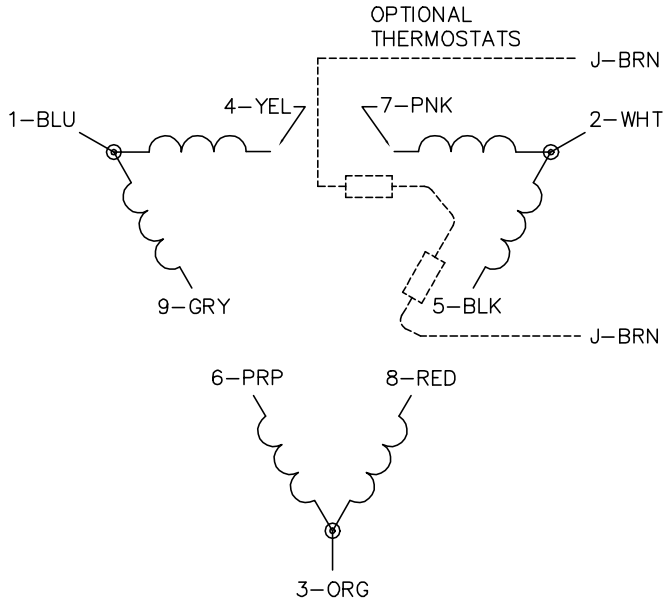

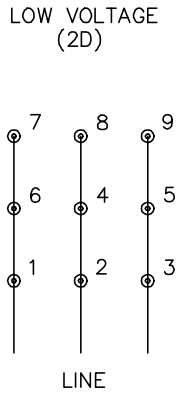

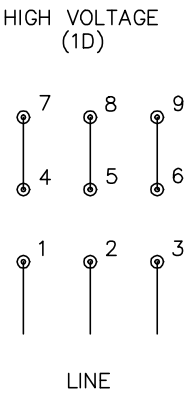

NOTES:

1. INTERCHANGE ANY TWO LINE LEADS TO REVERSE ROTATION.
2. OPTIONAL THERMOSTATS ARE PROVIDED WHEN SPECIFIED.
3. ACTUAL NUMBER OF INTERNAL PARALLEL CIRCUITS MAY BE A MULTIPLE OF THOSE SHOWN ABOVE.
4. LEAD COLORS ARE OPTIONAL. LEADS MUST ALWAYS BE NUMBERED AS SHOWN.

CD0180

REV. DESC: ADD CLASS CONN00000007		
REV. LTR: D	VERSION: 01	TDR: 000001099922
FILE: \AAA\00005\148	REVISED: 10:25:29 02/19/2019	BY: ENBRIR0
MTL: –		

BALDOR - RELIANCE®

3PH, DV, 9 LEADS, DELTA CONNECTION

SH 1 of 1