ABB BALDOR RELIANCE

Customer information packet

CFSWDM3709T-5E

7.5HP, 3500RPM, 3PH, 60HZ, 213TC, 3734M, TEFC
Class - None
Division - Not Applicable

Copyright © All product information within this document is subject to ABB Motors and Mechanical Inc. copyright © protection, unless otherwise noted.
11/27/2026 11:00:19 AM

Specifications

Enclosure	TEFC
Frame	213TC
Frame Material	Stainless Steel
Frequency	60.00 Hz
Haz Area Class and Group	None
Haz Area Division	Not Applicable
Motor Letter Type	Three Phase
Output @ Frequency	7.500 HP @ 60 HZ
Phase	3
Synchronous Speed @ Frequency	3600 RPM @ 60 HZ
Voltage @ Frequency	575.0 V @ 60 HZ
Agency Approvals	CSA CSA EEV NEMA PREMIUM UR
Ambient Temperature	40 °C
Auxiliary Box	NO AUXILLARY BOX
Auxiliary Box Lead Termination	None
Base Indicator	Rigid
Bearing Grease Type	Polyrex EM (-20F +300F)
Blower	None
Current @ Voltage	6.600 A @ 575.0 V
Design Code	A
Drip Cover	No Drip Cover
Duty Rating	CONT
Efficiency @ 100% Load	91.0 %
Electrically Isolated Bearing	Not Electrically Isolated
Feedback Device	NO FEEDBACK
Front Shaft Indicator	None
Heater Indicator	No Heater
High Voltage Full Load Amps	6.6 a
Insulation Class	H

Part Detail

Revision	L
Type	AC
Mech. spec.	37Q242
Base	
Status	PRD/A
Elec. spec.	37WGS610
Layout	37LYQ242
Eff. date	09-22-2023
CD Diagram	CD0006
Poles	02
Leads	3#14
Proprietary	False
Created date	10-11-2018

Inverter Code	Inverter Ready
KVA Code	K
Lifting Lugs	Standard Lifting Lugs
Locked Bearing Indicator	Locked Bearing
Motor Lead Quantity/Wire Size	3 @ 14 AWG
Motor Lead Termination	Flying Leads
Motor Standards	NEMA
Motor Type	3734M
Mounting Arrangement	F1
Number of Poles	2
Overall Length	19.50 IN
Power Factor	93
Product Family	WD All SS Encapsulated
Pulley End Bearing Type	Sealed Bearing
Pulley Face Code	C-Face
Pulley Shaft Indicator	Standard
Rodent Screen	None
RoHS Status	ROHS COMPLIANT
Service Factor	1.15
Shaft Diameter	1.375 IN
Shaft Ground Indicator	No Shaft Grounding
Shaft Rotation	Reversible
Shaft Slinger Indicator	No Slinger
Speed	3500 rpm
Speed Code	Single Speed
Starting Method	Direct on line
Thermal Device - Bearing	None
Thermal Device - Winding	None
Vibration Sensor Indicator	No Vibration Sensor
Winding Thermal 1	None
Winding Thermal 2	None

Nameplate

NP4427AAA02												
CAT #	CFSWDM3709T-5E			**WGT**		**LBS**						
SPEC	37Q242S610G1			**ENCL**	TEFC							
SER #				**CC**	010A	**IP**	69					
HP	7.5		**MAG CUR**	2.4								
VOLTS	575					**NEMA NOM. EFF**	91					
AMPS	6.6				**PF**	93						
RATING	40C AMB-CONT											
RPM	3500			**MAX RPM**	5400							
FRAME	213TC	**HZ**	60	**CODE**	K	**CLASS**	H					
SER.F.	1.15	**SF AMP**			**PH**	3	**DES**	A				
DE	6307	**ODE**	6307									
LUBRICATION	POLYREX EM											
ID LOGO	**INVERTER TYPE**		**VPWM**	**CHP**	60	**TO**	90	1.5:1				
ID LOGO	**WK2**	0.311	**CT**	30	**TO**	60	2:1					
ID LOGO	**SL HZ**	1.7	**VT**	6	**TO**	60	10:1					
											QR	
YR												

AC Induction Motor Performance Data
Record # 69846
Typical performance - not guaranteed values

Winding: 37WGS610-R001	**Type:** 3734M	**Enclosure:** TEFC

Nameplate Data				**575 V, 60 Hz: Single Voltage Motor**	
Rated Output (HP)			7.5	**Full Load Torque**	11.5 LB-FT
Volts			575	**Start Configuration**	direct on line
Full Load Amps			6.6	**Breakdown Torque**	64.3 LB-FT
R.P.M.			3500	**Pull-up Torque**	24.9 LB-FT
Hz	60	**Phase**	3	**Locked-rotor Torque**	35.4 LB-FT
NEMA Design Code	A	**KVA Code**	K	**Starting Current**	66.7 A
Service Factor (S.F.)			1.15	**No-load Current**	2.47 A
NEMA Nom. Eff.	91	**Power Factor**	93	**Line-line Res. @ 25ºC**	1.46 Ω
Rating - Duty			40C AMB-CONT	**Temp. Rise @ Rated Load**	48°C
S.F. Amps				**Temp. Rise @ S.F. Load**	59°C
				Locked-rotor Power Factor	32.3
				Rotor inertia	0.311 LB-FT2

Load Characteristics 575 V, 60 Hz, 7.5 HP

% of Rated Load	**25**	**50**	**75**	**100**	**125**	**150**	**S.F.**
Power Factor	64	86	90	95	96	100	96
Efficiency	84.5	91	92.1	91.7	91.1	90.5	91.3
Speed	3583	3563	3540	3518	3495	3478	3504
Line amperes	2.74	3.7	5.24	6.62	8.23	9.45	7.59

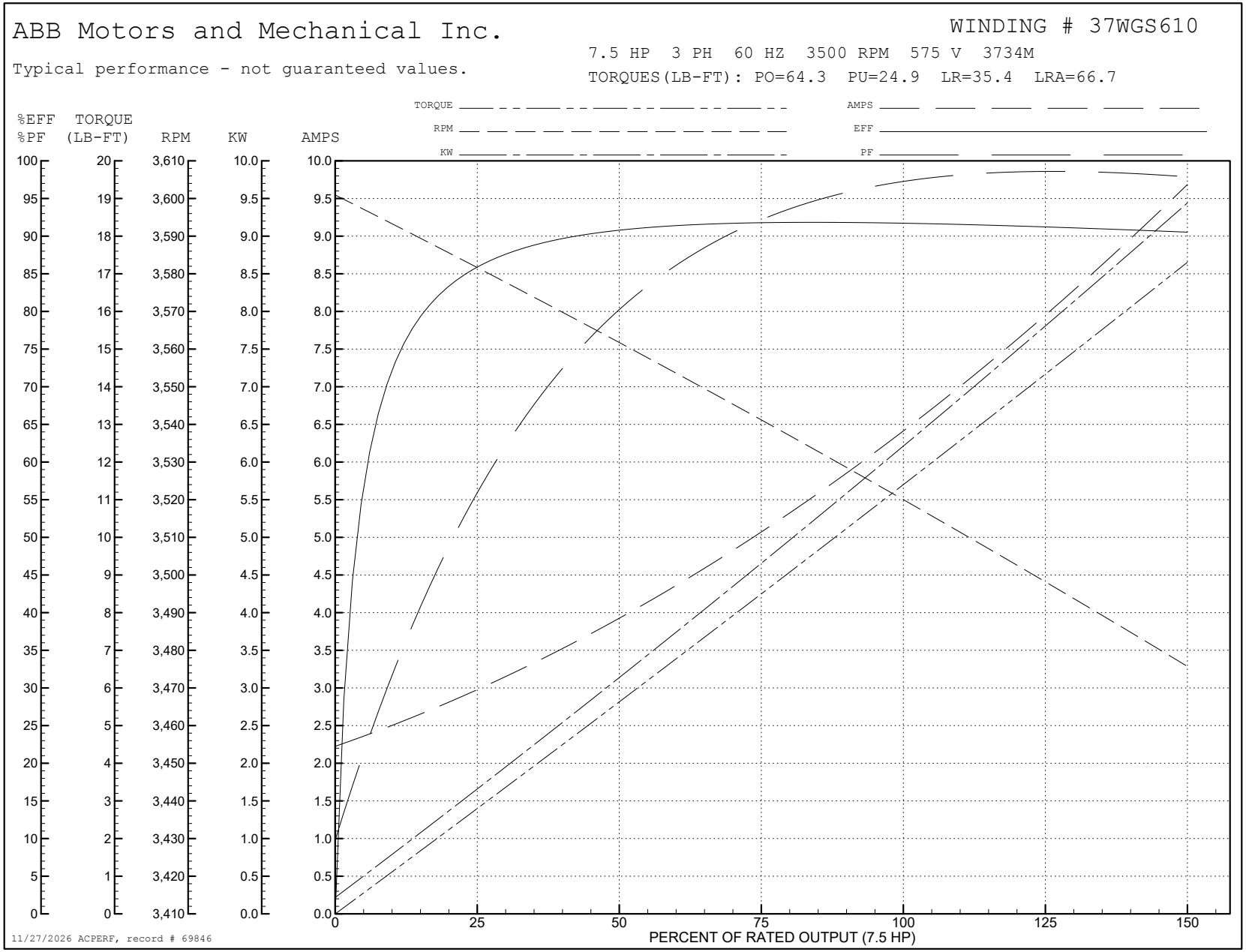
ABB Motors and Mechanical Inc.
WINDING # 37WGS610
7.5 HP 3 PH 60 HZ 3500 RPM 575 V 3734M
Typical performance - not guaranteed values.
TORQUES(LB-FT): PO=64.3 PU=24.9 LR=35.4 LRA=66.7
TORQUE
RPM
KW
AMPS
EFF
PF
%EFF %PF
TORQUE (LB-FT)
RPM
KW
AMPS
PERCENT OF RATED OUTPUT (7.5 HP)
11/27/2026 ACPERF, record # 69846

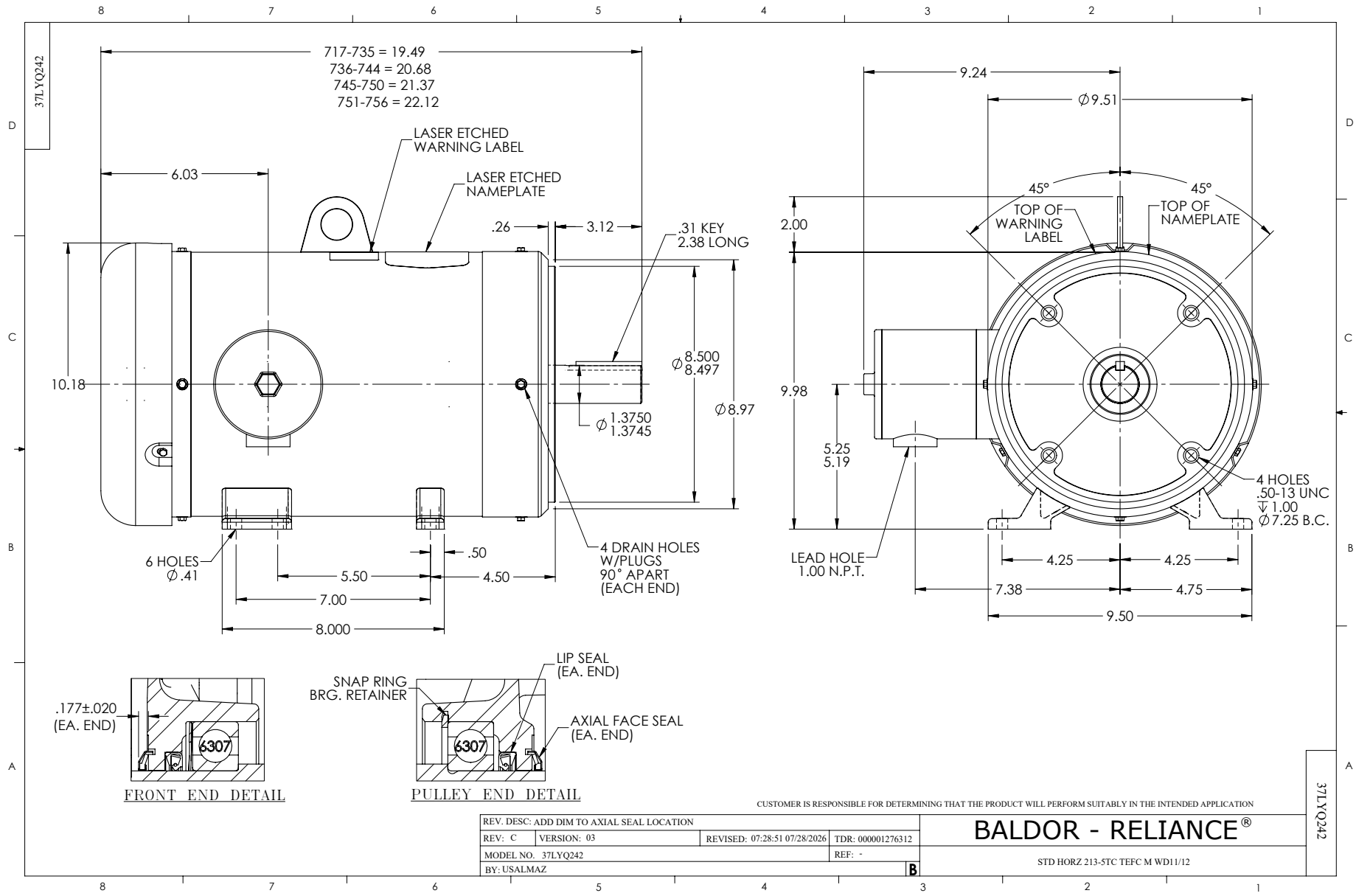
37LYQ242
717-735 = 19.49
736-744 = 20.68
745-750 = 21.37
751-756 = 22.12
LASER ETCHED WARNING LABEL
LASER ETCHED NAMEPLATE
6.03
.26
3.12
.31 KEY 2.38 LONG
10.18
Ø8.500 8.497
Ø8.97
Ø1.3750 1.3745
6 HOLES Ø.41
.50
5.50
4.50
7.00
8.000
4 DRAIN HOLES W/PLUGS 90° APART (EACH END)
9.24
Ø9.51
45°
45°
TOP OF WARNING LABEL
TOP OF NAMEPLATE
2.00
9.98
5.25
5.19
LEAD HOLE 1.00 N.P.T.
4 HOLES .50-13 UNC ↧1.00 Ø7.25 B.C.
4.25
4.25
7.38
4.75
9.50
.177±.020 (EA. END)
6307
FRONT END DETAIL
SNAP RING BRG. RETAINER
LIP SEAL (EA. END)
AXIAL FACE SEAL (EA. END)
6307
PULLEY END DETAIL
CUSTOMER IS RESPONSIBLE FOR DETERMINING THAT THE PRODUCT WILL PERFORM SUITABLY IN THE INTENDED APPLICATION
REV. DESC: ADD DIM TO AXIAL SEAL LOCATION
REV: C
VERSION: 03
REVISED: 07:28:51 07/28/2026
TDR: 000001276312
MODEL NO. 37LYQ242
REF: -
BY: USALMAZ
B
BALDOR - RELIANCE®
STD HORZ 213-5TC TEFC M WD11/12
37LYQ242

CD0006

TYPICAL WYE–CONNECTED MOTOR

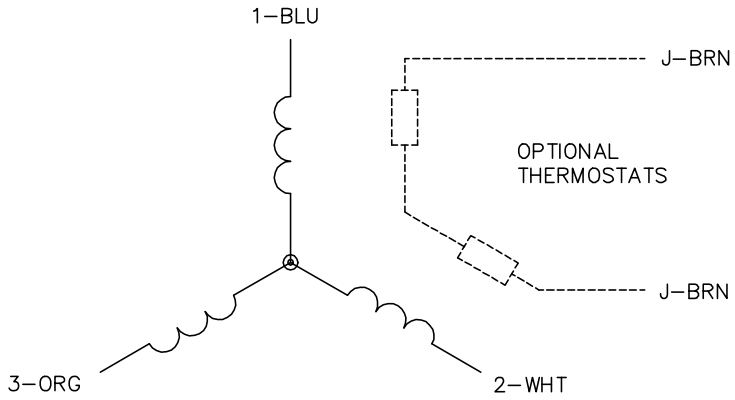

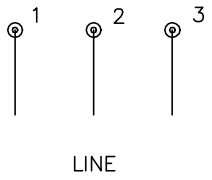

TYPICAL DELTA–CONNECTED MOTOR

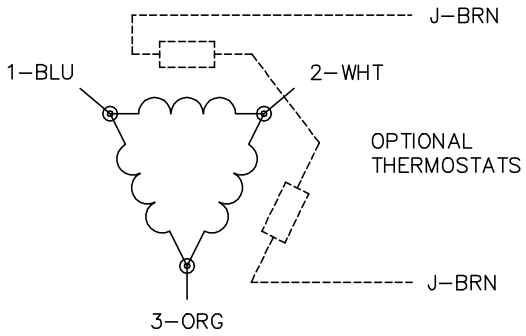

NOTES:

1. THREE LEAD MOTOR MAY BE EITHER WYE CONNECTED OR DELTA CONNECTED.
2. INTERCHANGE ANY TWO LINE LEADS TO REVERSE ROTATION.
3. OPTIONAL THERMOSTATS ARE PROVIDED WHEN SPECIFIED.
4. ACTUAL NUMBER OF INTERNAL PARALLEL CIRCUITS MAY VARY.
5. LEAD COLORS ARE OPTIONAL. LEADS MUST BE NUMBERED AS SHOWN.

CD0006

REV. DESC: ADD CLASS CONN00000007			BALDOR - RELIANCE®
REV. LTR: E	VERSION: 01	TDR: 000001099922	
FILE: \AAA\00005\141	REVISED: 10:24:49 02/19/2019	BY: ENBRIR0	3PH, SV, 3 LEADS, WYE OR DELTA CONNECTED
MTL: –			SH 1 of 1