ABB BALDOR RELIANCE

Customer information packet

CEWWDM3611T

3HP, 1760RPM, 3PH, 60HZ, 182TC, 3631M, TEFC, F1
Class - None
Division - Not Applicable

Copyright © All product information within this document is subject to ABB Motors and Mechanical Inc. copyright © protection, unless otherwise noted.
11/22/2026 9:37:49 PM

Specifications

Enclosure	TEFC
Frame	182TC
Frame Material	Steel
Frequency	60.00 Hz
Haz Area Class and Group	None
Haz Area Division	Not Applicable
Motor Letter Type	Three Phase
Output @ Frequency	3.000 HP @ 60 HZ
Phase	3
Synchronous Speed @ Frequency	1800 RPM @ 60 HZ
Voltage @ Frequency	208.0 V @ 60 HZ
	230.0 V @ 60 HZ
	460.0 V @ 60 HZ
Agency Approvals	CSA EEV
	CSA
	UR
Ambient Temperature	40 °C
Auxiliary Box	NO AUXILLARY BOX
Auxiliary Box Lead Termination	None
Base Indicator	Rigid
Bearing Grease Type	Polyrex EM (-20F +300F)
Blower	None
Current @ Voltage	4.200 A @ 460.0 V
	8.400 A @ 230.0 V
	9.000 A @ 208.0 V
Design Code	B
Drip Cover	No Drip Cover
Duty Rating	CONT
Efficiency @ 100% Load	89.5 %
Electrically Isolated Bearing	Not Electrically Isolated
Feedback Device	NO FEEDBACK
Front Face Code	Standard

Part Detail

Revision	T
Type	AC
Mech. spec.	36N830
Base	
Status	PRD/A
Elec. spec.	36WGS266
Layout	36LYN830
Eff. date	12-03-2025
CD Diagram	CD0005
Poles	04
Leads	9#16
Proprietary	False
Created date	12-14-2012

Front Shaft Indicator	None
Heater Indicator	No Heater
High Voltage Full Load Amps	4.2 a
Insulation Class	F
Inverter Code	Inverter Ready
KVA Code	K
Lifting Lugs	No Lifting Lugs
Locked Bearing Indicator	Locked Bearing
Motor Lead Exit	Ko Box
Motor Lead Quantity/Wire Size	9 @ 16 AWG
Motor Lead Termination	Flying Leads
Motor Standards	NEMA
Motor Type	3632M
Mounting Arrangement	F1
Number of Poles	4
Overall Length	16.54 IN
Power Factor	75
Product Family	Super White Washdown
Pulley End Bearing Type	Ball
Pulley Face Code	C-Face
Pulley Shaft Indicator	Standard
Rodent Screen	None
RoHS Status	ROHS COMPLIANT
Service Factor	1.15
Shaft Diameter	1.125 IN
Shaft Extension Location	Pulley End
Shaft Ground Indicator	No Shaft Grounding
Shaft Rotation	Reversible
Shaft Slinger Indicator	No Slinger
Speed	1760 rpm
Speed Code	Single Speed
Starting Method	Direct on line
Thermal Device - Bearing	None
Thermal Device - Winding	None

Vibration Sensor Indicator	No Vibration Sensor
Winding Thermal 1	None
Winding Thermal 2	None

Nameplate

NP1669L								
CAT.NO.								
SPEC.	36N830S266G1							
HP	3							
VOLTS	230/460							
AMP	8.4/4.2							
RPM	1760							
FRAME	182TC	**HZ**	60			**PH**	3	
SER.F.	1.15	**CODE**	K	**DES**	B	**CLASS**	F	
NEMA-NOM-EFF	89.5	**PF**	75					
RATING	40C AMB-CONT							
CC	010A							
DE	6206	**ODE**	6206					
ENCL	TEFC	**SN**						
BLANK	CEWWDM3611T							

AC Induction Motor Performance Data
Record # 32378
Typical performance - not guaranteed values

Winding: 36WGS266-R001	**Type:** 3632M	**Enclosure:** TEFC

Nameplate Data				**460 V, 60 Hz: High Voltage Connection**	
Rated Output (HP)			3	**Full Load Torque**	8.8 LB-FT
Volts			230/460	**Start Configuration**	direct on line
Full Load Amps			9-8.4/4.2	**Breakdown Torque**	37.6 LB-FT
R.P.M.			1760	**Pull-up Torque**	15.2 LB-FT
Hz	60	**Phase**	3	**Locked-rotor Torque**	21.7 LB-FT
NEMA Design Code	B	**KVA Code**	K	**Starting Current**	32.7 A
Service Factor (S.F.)			1.15	**No-load Current**	2.3 A
NEMA Nom. Eff.	89.5	**Power Factor**	75	**Line-line Res. @ 25ºC**	3.81 Ω
Rating - Duty			40C AMB-CONT	**Temp. Rise @ Rated Load**	44°C
S.F. Amps				**Temp. Rise @ S.F. Load**	52°C
				Locked-rotor Power Factor	42.2
				Rotor inertia	0.298 LB-FT2

Load Characteristics 460 V, 60 Hz, 3 HP

% of Rated Load	**25**	**50**	**75**	**100**	**125**	**150**	**S.F.**
Power Factor	35	55	68	75	80	82	78
Efficiency	81.1	87.8	89.6	89.8	89.7	88.2	89.6
Speed	1791	1783	1773	1764	1753	1741	1757
Line amperes	2.47	2.85	3.43	4.09	4.89	5.78	4.57

ABB Motors and Mechanical Inc.

WINDING # 36WGS266

3 HP 3 PH 60 HZ 1760 RPM 460 V 3632M

Typical performance - not guaranteed values.

TORQUES(LB-FT): PO=37.6 PU=15.2 LR=21.7 LRA=32.7

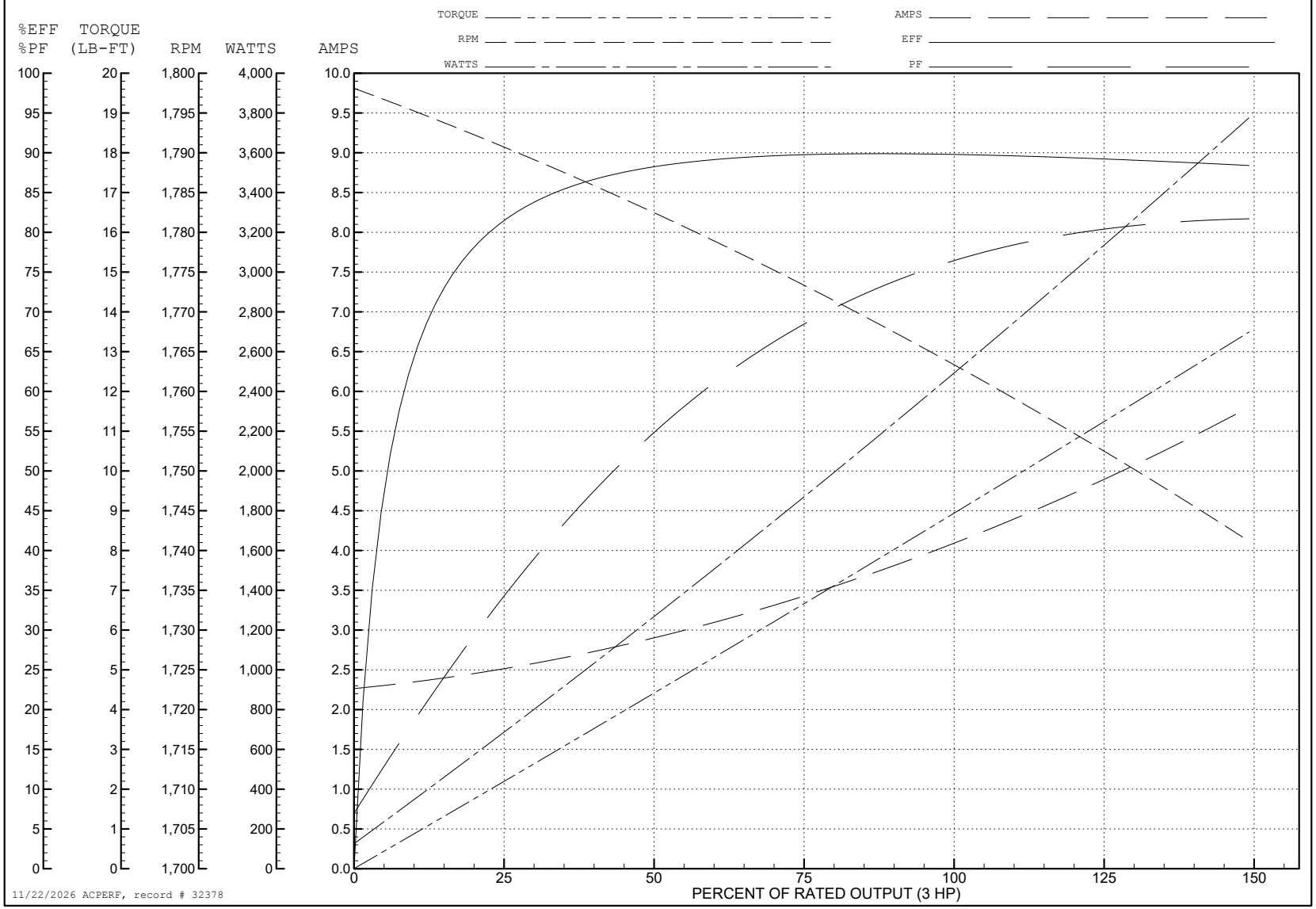

AC Induction Motor Performance Data
Record # 50836
Typical performance - not guaranteed values

Winding: 36WGS266-R001	**Type:** 3632M	**Enclosure:** TEFC

Nameplate Data				**230 V, 60 Hz: Low Voltage Connection**	
Rated Output (HP)			3	**Full Load Torque**	8.8 LB-FT
Volts			208-230/460	**Start Configuration**	direct on line
Full Load Amps			9-8.4/4.2	**Breakdown Torque**	37.6 LB-FT
R.P.M.			1760	**Pull-up Torque**	15.2 LB-FT
Hz	60	**Phase**	3	**Locked-rotor Torque**	21.7 LB-FT
NEMA Design Code	B	**KVA Code**	K	**Starting Current**	65.4 A
Service Factor (S.F.)			1.15	**No-load Current**	4.6 A
NEMA Nom. Eff.	89.5	**Power Factor**	75	**Line-line Res. @ 25ºC**	0.953 Ω
Rating - Duty			40C AMB-CONT	**Temp. Rise @ Rated Load**	44°C
S.F. Amps				**Temp. Rise @ S.F. Load**	52°C
				Locked-rotor Power Factor	42.2
				Rotor inertia	0.3 LB-FT2

Load Characteristics 230 V, 60 Hz, 3 HP

% of Rated Load	**25**	**50**	**75**	**100**	**125**	**150**	**S.F.**
Power Factor	35	55	68	75	80	82	77
Efficiency	81.1	87.8	89.6	89.8	89.7	88.2	89.2
Speed	1791	1783	1773	1764	1753	1741	1755
Line amperes	4.94	5.7	6.86	8.18	9.78	11.6	9.26

ABB Motors and Mechanical Inc.

WINDING # 36WGS266

3 HP 3 PH 60 HZ 1760 RPM 230 V 3632M

Typical performance - not guaranteed values.

TORQUES(LB-FT): PO=37.6 PU=15.2 LR=21.7 LRA=65.4

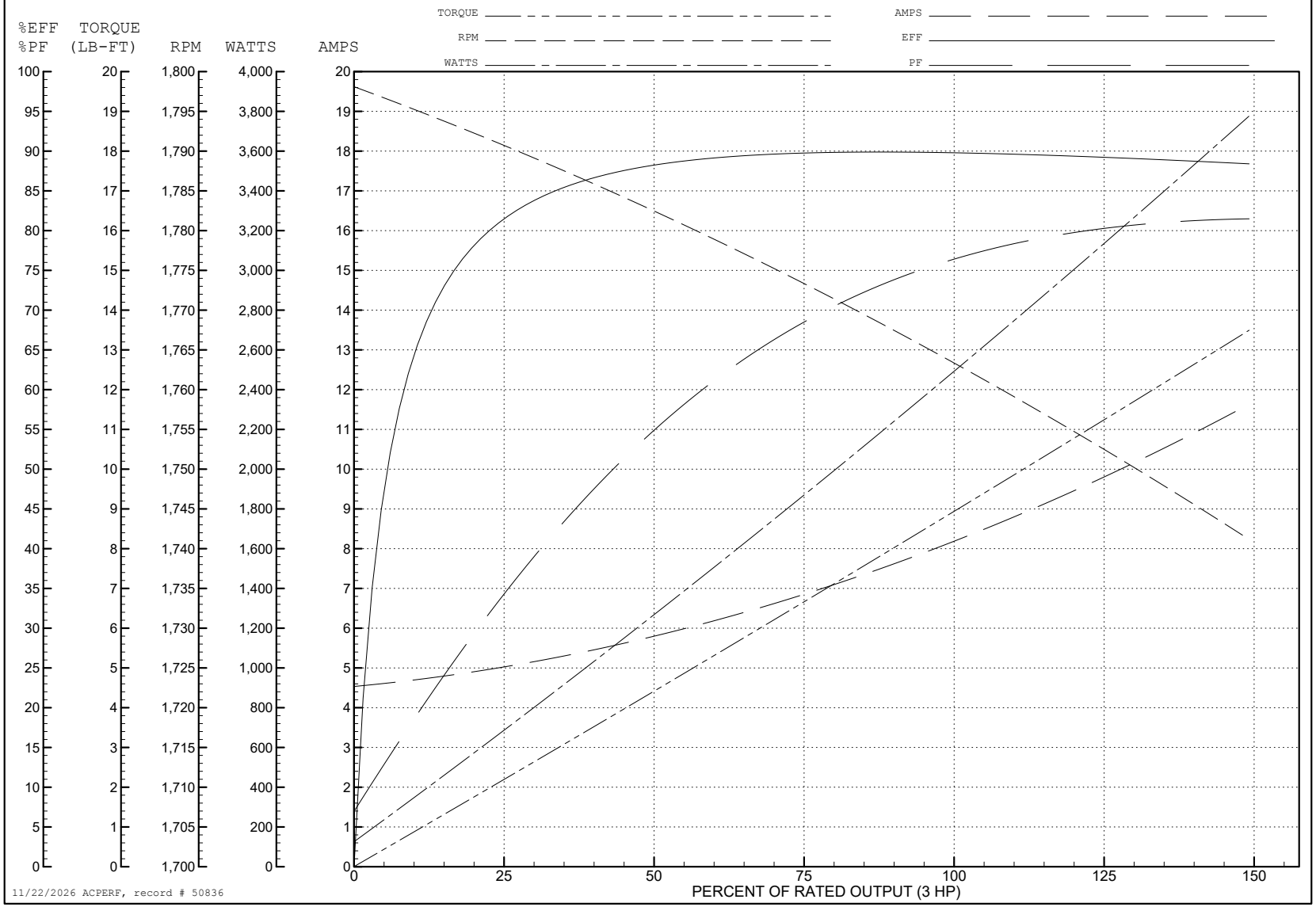

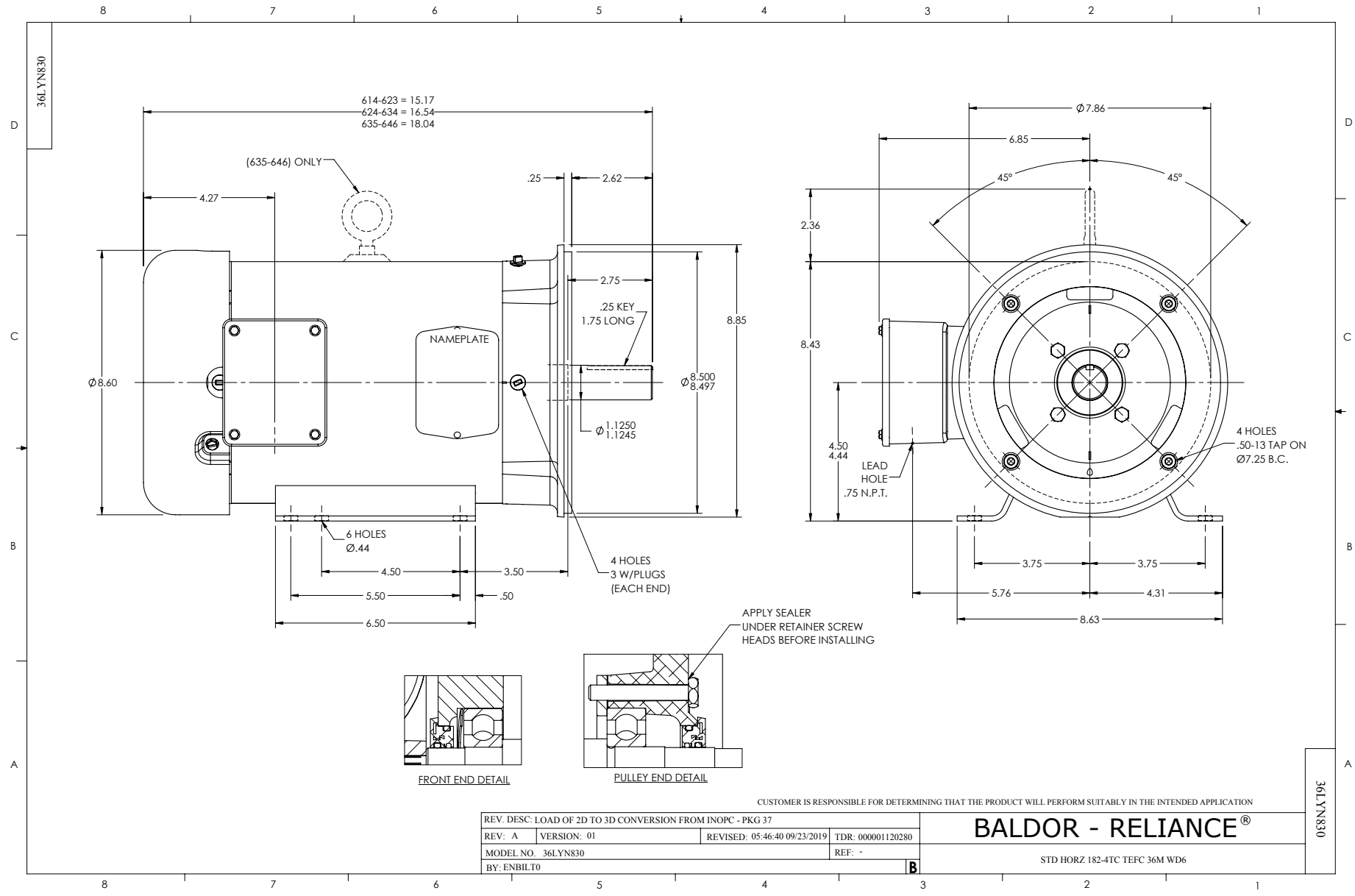
36LYN830
614-623 = 15.17
624-634 = 16.54
635-646 = 18.04
(635-646) ONLY
4.27
.25
2.62
2.75
.25 KEY
1.75 LONG
NAMEPLATE
8.85
Ø8.60
Ø8.500
8.497
Ø1.1250
1.1245
6 HOLES
Ø.44
4.50
3.50
5.50
.50
6.50
4 HOLES
3 W/PLUGS
(EACH END)
Ø7.86
6.85
45°
45°
2.36
8.43
4.50
4.44
LEAD
HOLE
.75 N.P.T.
4 HOLES
.50-13 TAP ON
Ø7.25 B.C.
3.75
3.75
5.76
4.31
8.63
APPLY SEALER
UNDER RETAINER SCREW
HEADS BEFORE INSTALLING
FRONT END DETAIL
PULLEY END DETAIL
CUSTOMER IS RESPONSIBLE FOR DETERMINING THAT THE PRODUCT WILL PERFORM SUITABLY IN THE INTENDED APPLICATION
REV. DESC: LOAD OF 2D TO 3D CONVERSION FROM INOPC - PKG 37
REV: A
VERSION: 01
REVISED: 05:46:40 09/23/2019
TDR: 000001120280
MODEL NO. 36LYN830
REF: -
BY: ENBILT0
B
BALDOR - RELIANCE®
STD HORZ 182-4TC TEFC 36M WD6
36LYN830

CD0005

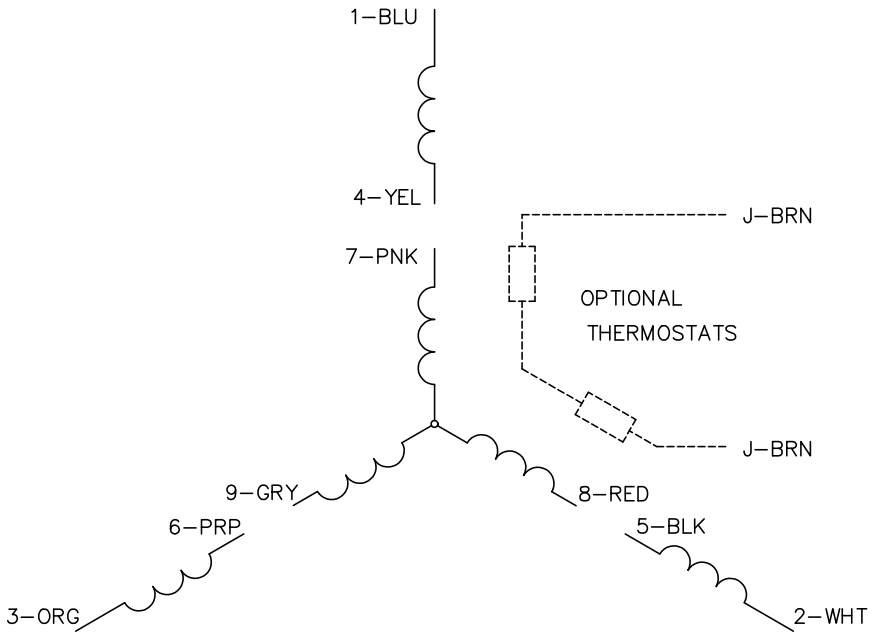

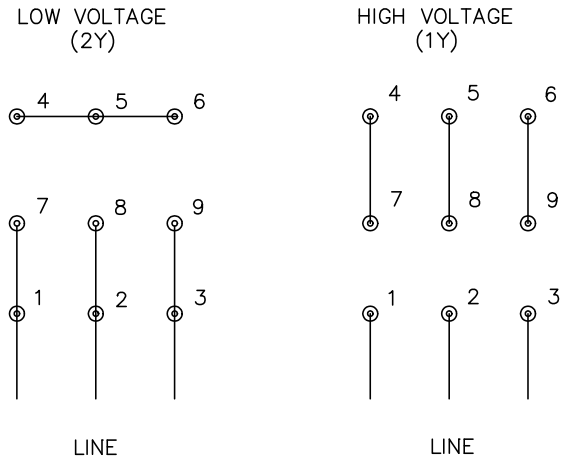

NOTES:

1. INTERCHANGE ANY TWO LINE LEADS TO REVERSE ROTATION.
2. OPTIONAL THERMOSTATS ARE PROVIDED WHEN SPECIFIED.
3. ACTUAL NUMBER OF INTERNAL PARALLEL CIRCUITS MAY BE A MULTIPLE OF THOSE SHOWN ABOVE.
4. LEAD COLORS ARE OPTIONAL. LEADS MUST ALWAYS BE NUMBERED AS SHOWN.

CD0005

REV. DESC: REVISE TO SHOW OPTIONAL COLORS			BALDOR ELECTRIC Co.
REV. LTR: E	BY: JLP	REVISED: 01/19/99 10:15	TDR: 0171435
CD0005		FILE: AAA00005140	MDL: –
		MTL: –	3PH, DV, 9 LEADS