ABB BALDOR RELIANCE

# Customer information packet

## CEWDM3714T-5

10HP, 1770RPM, 3PH, 60HZ, 215TC, 3752M, TEFC, F
Class - None
Division - Not Applicable

Copyright © All product information within this document is subject to ABB Motors and Mechanical Inc. copyright © protection, unless otherwise noted.
11/23/2026 7:11:50 PM

## Specifications

| | |
|---|---|
| **Enclosure** | TEFC |
| **Frame** | 215TC |
| **Frame Material** | Steel |
| **Frequency** | 60.00 Hz |
| **Haz Area Class and Group** | None |
| **Haz Area Division** | Not Applicable |
| **Motor Letter Type** | Three Phase |
| **Output @ Frequency** | 10.000 HP @ 60 HZ |
| **Phase** | 3 |
| **Synchronous Speed @ Frequency** | 1800 RPM @ 60 HZ |
| **Voltage @ Frequency** | 575.0 V @ 60 HZ |
| **Agency Approvals** | UR |
| | CSA |
| | CSA EEV |
| **Ambient Temperature** | 40 °C |
| **Auxiliary Box** | NO AUXILLARY BOX |
| **Auxiliary Box Lead Termination** | None |
| **Base Indicator** | Rigid |
| **Bearing Grease Type** | Polyrex EM (-20F +300F) |
| **Blower** | None |
| **Current @ Voltage** | 9.600 A @ 575.0 V |
| **Design Code** | A |
| **Drip Cover** | No Drip Cover |
| **Duty Rating** | CONT |
| **Efficiency @ 100% Load** | 91.7 % |
| **Electrically Isolated Bearing** | Not Electrically Isolated |
| **Feedback Device** | NO FEEDBACK |
| **Front Face Code** | Standard |
| **Front Shaft Indicator** | None |
| **Heater Indicator** | No Heater |
| **High Voltage Full Load Amps** | 9.6 a |
| **Insulation Class** | F |

## Part Detail

| | |
|---|---|
| **Revision** | S |
| **Type** | AC |
| **Mech. spec.** | 37G815 |
| **Base** | |
| **Status** | PRD/A |
| **Elec. spec.** | 37WGS829 |
| **Layout** | 37LYG815 |
| **Eff. date** | 08-31-2026 |
| **CD Diagram** | CD0006 |
| **Poles** | 04 |
| **Leads** | 3#14 |
| **Proprietary** | False |
| **Created date** | 04-29-2010 |

| | |
|---|---|
| **Inverter Code** | Inverter Ready |
| **KVA Code** | K |
| **Lifting Lugs** | Standard Lifting Lugs |
| **Locked Bearing Indicator** | Locked Bearing |
| **Motor Lead Exit** | Ko Box |
| **Motor Lead Quantity/Wire Size** | 3 @ 14 AWG |
| **Motor Lead Termination** | Flying Leads |
| **Motor Standards** | NEMA |
| **Motor Type** | 3752M |
| **Mounting Arrangement** | F1 |
| **Number of Poles** | 4 |
| **Overall Length** | 21.27 IN |
| **Power Factor** | 85 |
| **Product Family** | Wash Down |
| **Pulley End Bearing Type** | Sealed Bearing |
| **Pulley Face Code** | C-Face |
| **Pulley Shaft Indicator** | Standard |
| **Rodent Screen** | None |
| **Service Factor** | 1.15 |
| **Shaft Diameter** | 1.375 IN |
| **Shaft Extension Location** | Pulley End |
| **Shaft Ground Indicator** | No Shaft Grounding |
| **Shaft Rotation** | Reversible |
| **Shaft Slinger Indicator** | Shaft Slinger |
| **Speed** | 1770 rpm |
| **Speed Code** | Single Speed |
| **Starting Method** | Direct on line |
| **Thermal Device - Bearing** | None |
| **Thermal Device - Winding** | None |
| **Vibration Sensor Indicator** | No Vibration Sensor |
| **Winding Thermal 1** | None |
| **Winding Thermal 2** | None |

**Nameplate**

| NP1669L | | | | | | | | | |
|---|---|---|---|---|---|---|---|---|---|
| **CAT.NO.** | CEWDM3714T-5 | | | | | | | | |
| **SPEC.** | 37G815S829G1 | | | | | | | | |
| **HP** | 10 | | | | | | | | |
| **VOLTS** | 575 | | | | | | | | |
| **AMP** | 9.6 | | | | | | | | |
| **RPM** | 1770 | | | | | | | | |
| **FRAME** | 215TC | **HZ** | 60 | | | **PH** | 3 | | |
| **SER.F.** | 1.15 | **CODE** | K | **DES** | A | **CLASS** | F | | |
| **NEMA-NOM-EFF** | 91.7 | **PF** | 85 | | | | | | |
| **RATING** | 40C AMB-CONT | | | | | | | | |
| **CC** | 010A | | | | | | | | |
| **DE** | 6307 | **ODE** | 6206 | | | | | | |
| **ENCL** | TEFC | **SN** | | | | | | | |
| **BLANK** | SFA 11.28 | | | | | | | | |

**AC Induction Motor Performance Data**
Record # 31008
Typical performance - not guaranteed values

| **Winding:** 37WGS829-R001 | **Type:** 3752M | **Enclosure:** TEFC |
|---|---|---|

| **Nameplate Data** | | | **575 V, 60 Hz: Single Voltage Motor** | |
|---|---|---|---|---|
| **Rated Output (HP)** | | 10 | **Full Load Torque** | 29.5 LB-FT |
| **Volts** | | 575 | **Start Configuration** | direct on line |
| **Full Load Amps** | | 9.6 | **Breakdown Torque** | 136 LB-FT |
| **R.P.M.** | | 1770 | **Pull-up Torque** | 50 LB-FT |
| **Hz** | 60 **Phase** | 3 | **Locked-rotor Torque** | 69.8 LB-FT |
| **NEMA Design Code** | A **KVA Code** | K | **Starting Current** | 83.9 A |
| **Service Factor (S.F.)** | | 1.15 | **No-load Current** | 4.52 A |
| **NEMA Nom. Eff.** | 91.7 **Power Factor** | 85 | **Line-line Res. @ 25ºC** | 1.42 Ω |
| **Rating - Duty** | | 40C AMB-CONT | **Temp. Rise @ Rated Load** | 63°C |
| **S.F. Amps** | | | **Temp. Rise @ S.F. Load** | 79°C |
| | | | **Locked-rotor Power Factor** | 35 |
| | | | **Rotor inertia** | 1.28 LB-FT2 |

**Load Characteristics 575 V, 60 Hz, 10 HP**

| **% of Rated Load** | **25** | **50** | **75** | **100** | **125** | **150** | **S.F.** |
|---|---|---|---|---|---|---|---|
| **Power Factor** | 41 | 65 | 78 | 85 | 83 | 87 | 84 |
| **Efficiency** | 88.4 | 92 | 92.7 | 91.9 | 90.7 | 88.9 | 91.2 |
| **Speed** | 1794 | 1787 | 1780 | 1772 | 1763 | 1753 | 1767 |
| **Line amperes** | 5.03 | 6.21 | 7.76 | 9.59 | 12.4 | 14.5 | 11.3 |

ABB Motors and Mechanical Inc.

WINDING # 37WGS829

10 HP 3 PH 60 HZ 1770 RPM 575 V 3752M

TORQUES(LB-FT): PO=136 PU=50 LR=69.8 LRA=83.9

Typical performance - not guaranteed values.

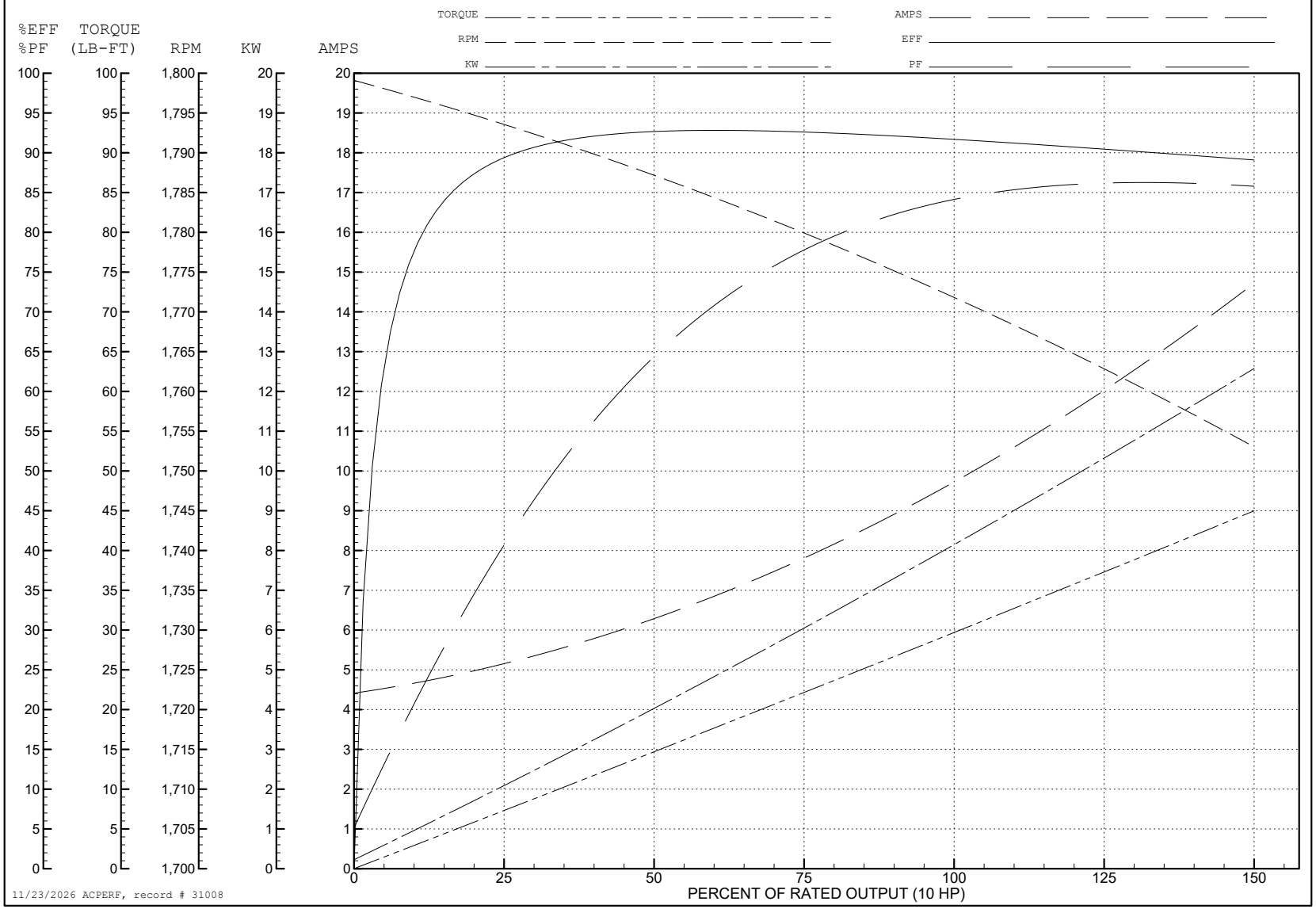

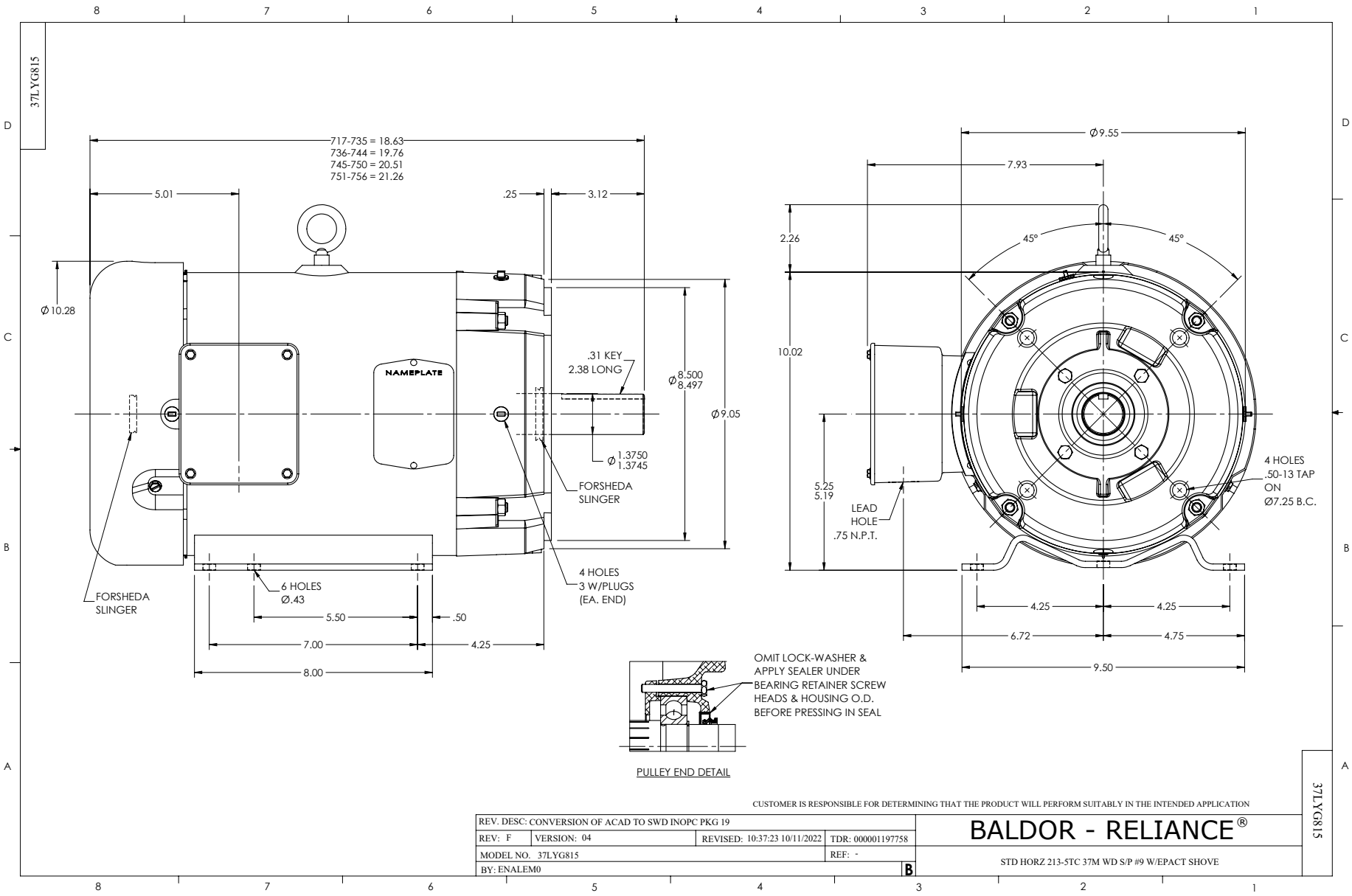
37LYG815
717-735 = 18.63
736-744 = 19.76
745-750 = 20.51
751-756 = 21.26
5.01
.25
3.12
Ø10.28
NAMEPLATE
.31 KEY
2.38 LONG
Ø8.500
8.497
Ø9.05
Ø1.3750
1.3745
FORSHEDA
SLINGER
FORSHEDA
SLINGER
6 HOLES
Ø.43
4 HOLES
3 W/PLUGS
(EA. END)
5.50
.50
7.00
4.25
8.00
Ø9.55
7.93
2.26
45°
45°
10.02
5.25
5.19
LEAD
HOLE
.75 N.P.T.
4 HOLES
.50-13 TAP
ON
Ø7.25 B.C.
4.25
4.25
6.72
4.75
9.50
OMIT LOCK-WASHER &
APPLY SEALER UNDER
BEARING RETAINER SCREW
HEADS & HOUSING O.D.
BEFORE PRESSING IN SEAL
PULLEY END DETAIL
CUSTOMER IS RESPONSIBLE FOR DETERMINING THAT THE PRODUCT WILL PERFORM SUITABLY IN THE INTENDED APPLICATION
REV. DESC: CONVERSION OF ACAD TO SWD INOPC PKG 19
REV: F
VERSION: 04
REVISED: 10:37:23 10/11/2022
TDR: 000001197758
MODEL NO. 37LYG815
REF: -
BY: ENALEM0
B
BALDOR - RELIANCE®
STD HORZ 213-5TC 37M WD S/P #9 W/EPACT SHOVE
37LYG815

CD0006

TYPICAL WYE–CONNECTED MOTOR

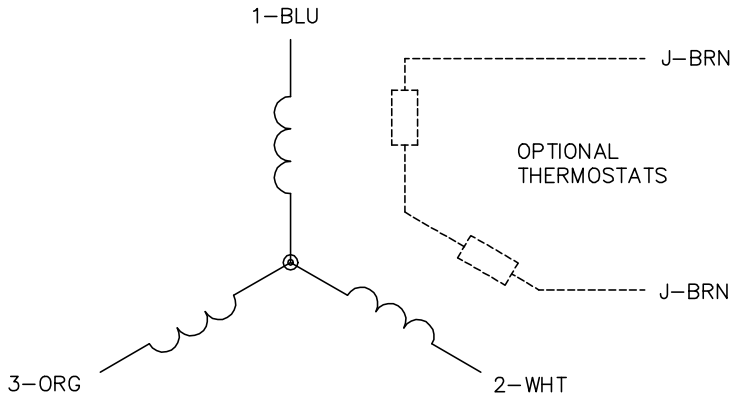


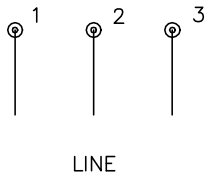


TYPICAL DELTA–CONNECTED MOTOR

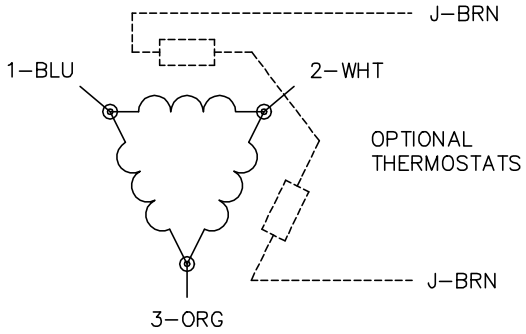


NOTES:

1. THREE LEAD MOTOR MAY BE EITHER WYE CONNECTED OR DELTA CONNECTED.
2. INTERCHANGE ANY TWO LINE LEADS TO REVERSE ROTATION.
3. OPTIONAL THERMOSTATS ARE PROVIDED WHEN SPECIFIED.
4. ACTUAL NUMBER OF INTERNAL PARALLEL CIRCUITS MAY VARY.
5. LEAD COLORS ARE OPTIONAL. LEADS MUST BE NUMBERED AS SHOWN.

CD0006

| | | |
|---|---|---|
| REV. DESC: ADD CLASS CONN00000007 | | |
| REV. LTR: E | VERSION: 01 | TDR: 000001099922 |
| FILE: \AAA\00005\141 | REVISED: 10:24:49 02/19/2019 | BY: ENBRIR0 |
| MTL: – | | |

BALDOR - RELIANCE®

3PH, SV, 3 LEADS, WYE OR DELTA CONNECTED

SH 1 of 1