ABB BALDOR RELIANCE

Customer information packet

CEUHM3554T

1.5HP, 1770RPM, 3PH, 60HZ, 145TCY, 3524M, TEFC
Class - None
Division - Not Applicable

Copyright © All product information within this document is subject to ABB Motors and Mechanical Inc. copyright © protection, unless otherwise noted.
11/24/2026 4:13:25 AM

Specifications

Enclosure	TEFC
Frame	145TCY
Frame Material	Steel
Frequency	60.00 Hz
Haz Area Class and Group	None
Haz Area Division	Not Applicable
Motor Letter Type	Three Phase
Output @ Frequency	1.500 HP @ 60 HZ
Phase	3
Synchronous Speed @ Frequency	1800 RPM @ 60 HZ
Voltage @ Frequency	460.0 V @ 60 HZ
	230.0 V @ 60 HZ
Agency Approvals	CE
	CSA EEV
	NEMA PREMIUM
	NEMA_PREMIUM
	UR
	WEEE
Ambient Temperature	40 °C
Auxiliary Box	NO AUXILLARY BOX
Auxiliary Box Lead Termination	None
Base Indicator	Rigid
Bearing Grease Type	Polyrex EM (-20F +300F)
Blower	None
Current @ Voltage	4.640 A @ 208.0 V
	4.600 A @ 230.0 V
	2.300 A @ 460.0 V
Design Code	B
Drip Cover	No Drip Cover
Duty Rating	CONT
Efficiency @ 100% Load	86.5 %
Electrically Isolated Bearing	Not Electrically Isolated

Part Detail

Revision	G
Type	AC
Mech. spec.	35X057
Base	
Status	PRD/A
Elec. spec.	35WGL955
Layout	35LYX057
Eff. date	04-30-2026
CD Diagram	CD0005
Poles	04
Leads	9#18
Proprietary	False
Created date	01-10-2022

Feedback Device	NO FEEDBACK
Front Shaft Indicator	None
Heater Indicator	No Heater
High Voltage Full Load Amps	2.3 a
Insulation Class	F
Inverter Code	Inverter Ready
KVA Code	M
Lifting Lugs	No Lifting Lugs
Locked Bearing Indicator	Locked Bearing
Motor Lead Quantity/Wire Size	9 @ 18 AWG
Motor Lead Termination	Flying Leads
Motor Standards	NEMA
Motor Type	3524M
Mounting Arrangement	F3
Number of Poles	4
Overall Length	13.29 IN
Power Factor	72
Product Family	General Purpose
Pulley End Bearing Type	Ball
Pulley Face Code	C-Face
Pulley Shaft Indicator	Standard
Rodent Screen	None
Service Factor	1.15
Shaft Diameter	0.875 IN
Shaft Ground Indicator	No Shaft Grounding
Shaft Rotation	Reversible
Shaft Slinger Indicator	No Slinger
Speed	1770 rpm
Speed Code	Single Speed
Starting Method	Direct on line
Thermal Device - Bearing	None
Thermal Device - Winding	None
Vibration Sensor Indicator	No Vibration Sensor
Winding Thermal 1	None

Winding Thermal 2	None

Nameplate

NP2934L									
CAT.NO.	CEUHM3554T								
SPEC.	35X057L955G1								
HP	1.5								
VOLTS	230/460								
AMP	4.6/2.3								
R.P.M. (1/MIN)	1770								
FRAME	145TCY	**HZ**	60		**PH**	3			
SER.F.	1.15	**CODE**	M	**DES**	B	**CL**	F		
NEMA-NOM-EFF	86.5	**PF**	72						
RATING	40C AMB-CONT								
CC	010A								
DE	6205	**ODE**	6203						
ENCL	TEFC	**SN**							
	SFA 4.72/2.36								

AC Induction Motor Performance Data
Record # 95387
Typical performance - not guaranteed values

Winding: 35WGL955-R001	**Type:** 3524M	**Enclosure:** TEFC

Nameplate Data				**460 V, 60 Hz: High Voltage Connection**	
Rated Output (HP)			1.5	**Full Load Torque**	4.48 LB-FT
Volts			230/460	**Start Configuration**	direct on line
Full Load Amps			4.6/2.3	**Breakdown Torque**	18.8 LB-FT
R.P.M.			1770	**Pull-up Torque**	9.6 LB-FT
Hz	60	**Phase**	3	**Locked-rotor Torque**	12.6 LB-FT
NEMA Design Code	B	**KVA Code**	M	**Starting Current**	19.7 A
Service Factor (S.F.)			1.15	**No-load Current**	1.51 A
NEMA Nom. Eff.	86.5	**Power Factor**	72	**Line-line Res. @ 25ºC**	11.8 Ω
Rating - Duty			40C AMB-CONT	**Temp. Rise @ Rated Load**	48°C
S.F. Amps			5/2.5	**Temp. Rise @ S.F. Load**	57°C
				Locked-rotor Power Factor	58.4
				Rotor inertia	0.173 lb-ft²

Load Characteristics 460 V, 60 Hz, 1.5 HP

% of Rated Load	**25**	**50**	**75**	**100**	**125**	**150**	**S.F.**
Power Factor	31	49	63	72	78	81	76
Efficiency	75.1	83.5	86	86.5	85.8	84.8	86.1
Speed	1792	1785	1777	1769	1760	1750	1764
Line amperes	1.56	1.72	1.97	2.28	2.65	3.06	2.5

ABB Motors and Mechanical Inc.

WINDING # 35WGL955

1.5 HP 3 PH 60 HZ 1770 RPM 460 V 3524M

Typical performance - not guaranteed values.

TORQUES(LB-FT): PO=18.8 PU=9.6 LR=12.6 LRA=19.7

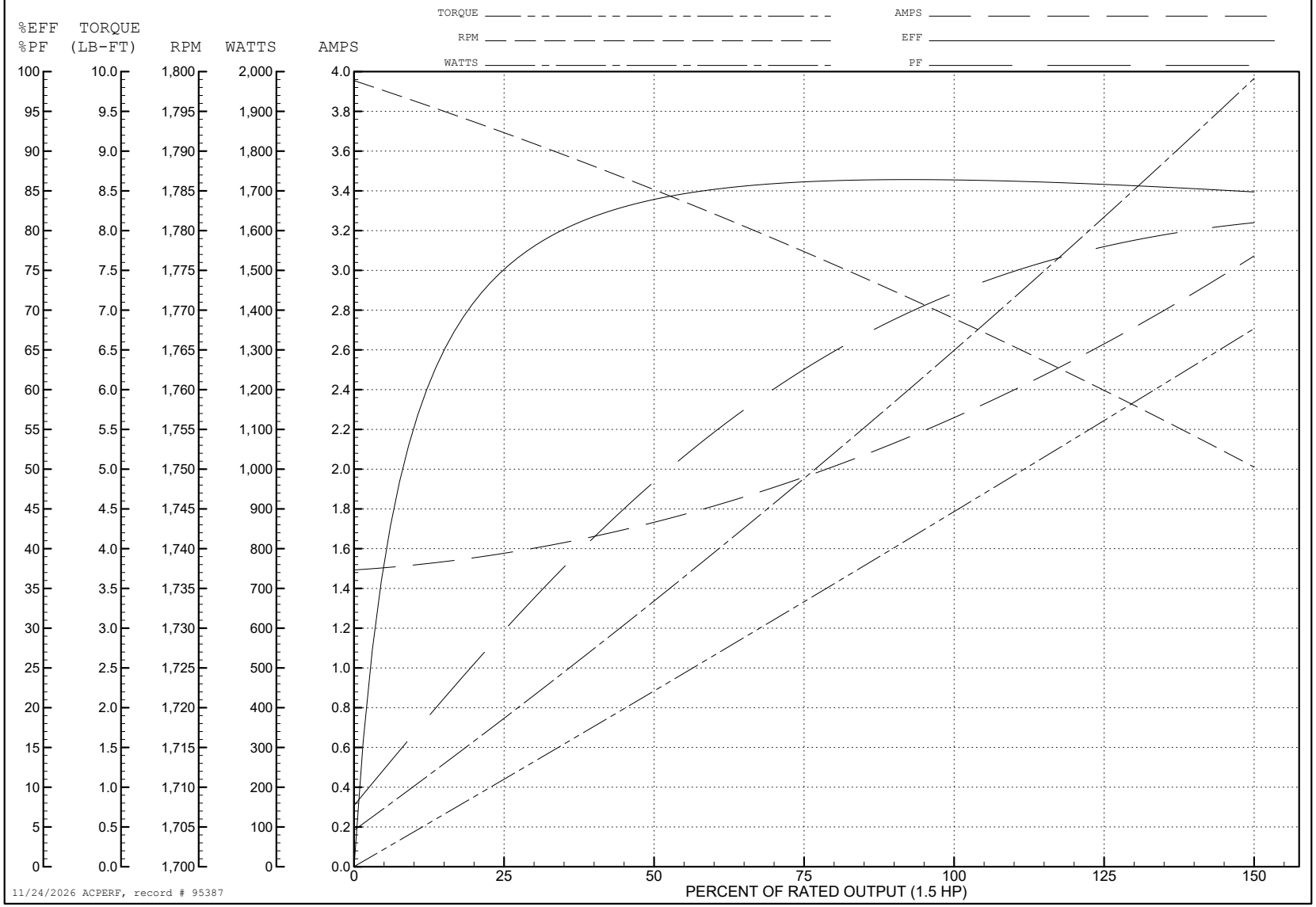

11/24/2026 ACPERF, record # 95387

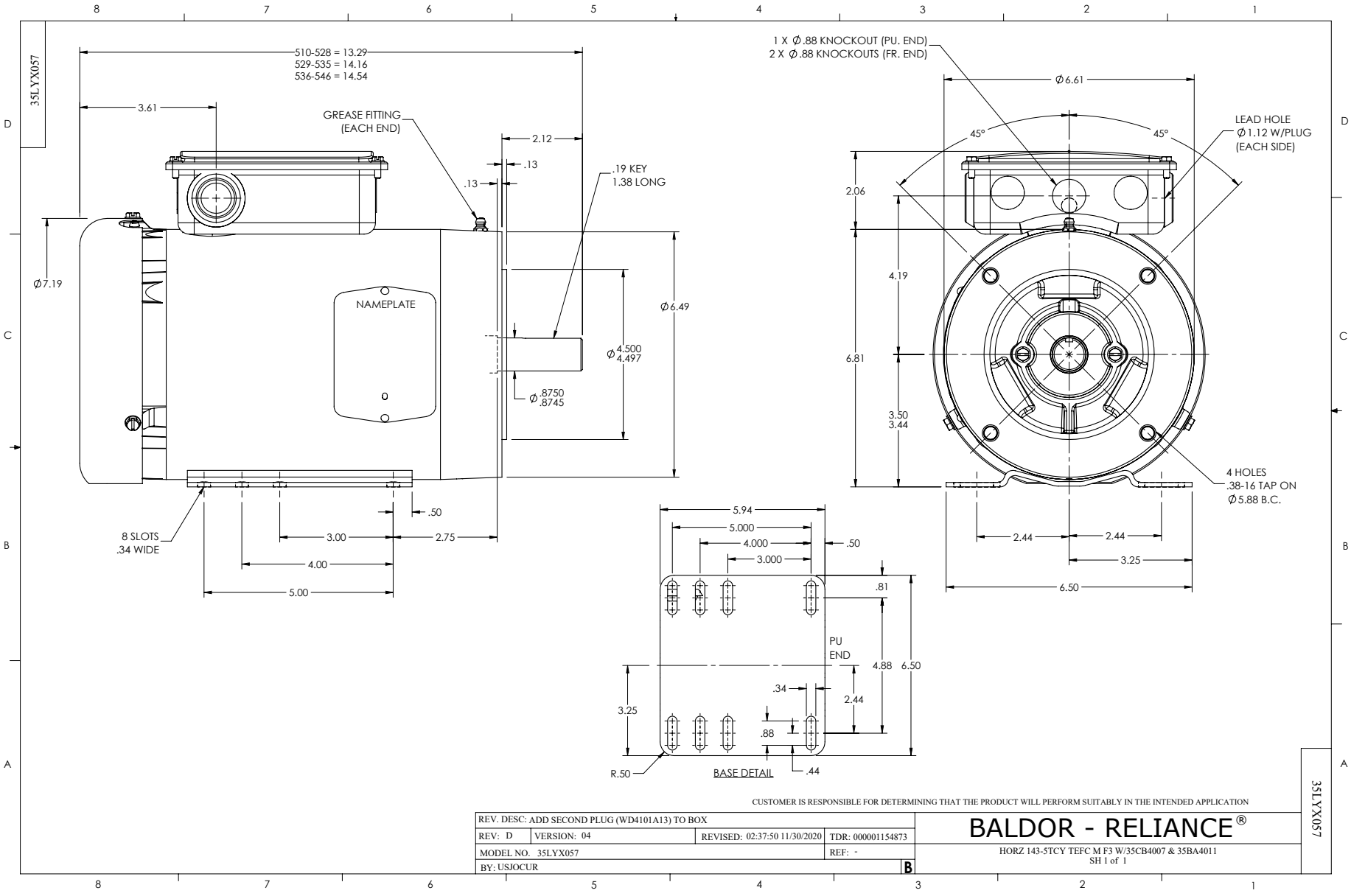
35LYX057
510-528 = 13.29
529-535 = 14.16
536-546 = 14.54
3.61
GREASE FITTING (EACH END)
2.12
.13
.13
.19 KEY 1.38 LONG
Ø7.19
NAMEPLATE
Ø6.49
Ø4.500 4.497
Ø.8750 .8745
8 SLOTS .34 WIDE
.50
3.00
2.75
4.00
5.00
1 X Ø.88 KNOCKOUT (PU. END)
2 X Ø.88 KNOCKOUTS (FR. END)
Ø6.61
45°
45°
LEAD HOLE Ø1.12 W/PLUG (EACH SIDE)
2.06
4.19
6.81
3.50 3.44
4 HOLES .38-16 TAP ON Ø5.88 B.C.
2.44
2.44
3.25
6.50
5.94
5.000
4.000
3.000
.50
.81
PU END
4.88
6.50
.34
2.44
3.25
.88
R.50
BASE DETAIL
.44
CUSTOMER IS RESPONSIBLE FOR DETERMINING THAT THE PRODUCT WILL PERFORM SUITABLY IN THE INTENDED APPLICATION
REV. DESC: ADD SECOND PLUG (WD4101A13) TO BOX
REV: D
VERSION: 04
REVISED: 02:37:50 11/30/2020
TDR: 000001154873
MODEL NO. 35LYX057
REF: -
BY: USJOCUR
B
BALDOR - RELIANCE®
HORZ 143-5TCY TEFC M F3 W/35CB4007 & 35BA4011
SH 1 of 1
35LYX057

CD0005

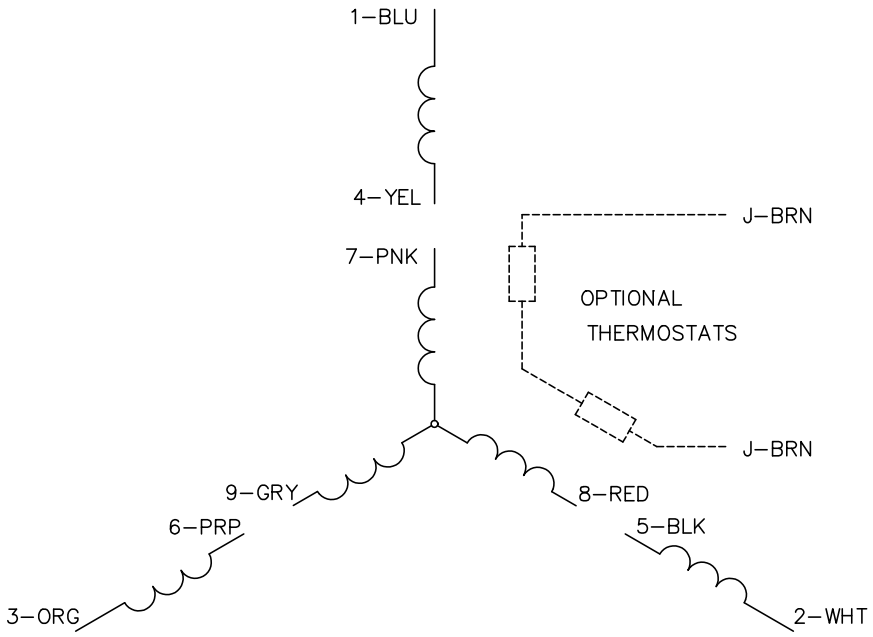

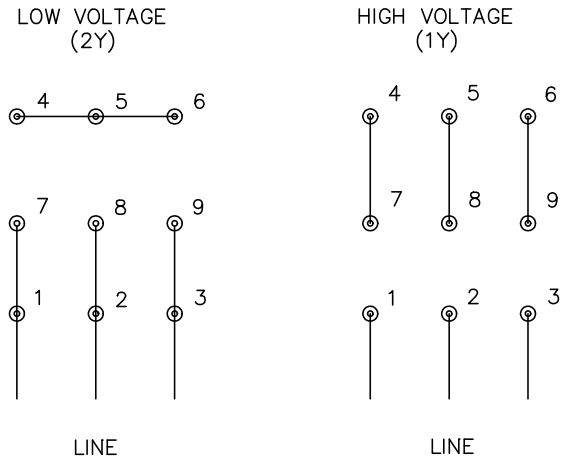

NOTES:

1. INTERCHANGE ANY TWO LINE LEADS TO REVERSE ROTATION.
2. OPTIONAL THERMOSTATS ARE PROVIDED WHEN SPECIFIED.
3. ACTUAL NUMBER OF INTERNAL PARALLEL CIRCUITS MAY BE A MULTIPLE OF THOSE SHOWN ABOVE.
4. LEAD COLORS ARE OPTIONAL. LEADS MUST ALWAYS BE NUMBERED AS SHOWN.

CD0005

REV. DESC: REVISE TO SHOW OPTIONAL COLORS			BALDOR ELECTRIC Co.
REV. LTR: E	BY: JLP	REVISED: 01/19/99 10:15	TDR: 0171435
CD0005		FILE: AAA00005140	MDL: –
		MTL: –	3PH, DV, 9 LEADS