Customer information packet

CESWDM3613T

5HP, 3480RPM, 3PH, 60HZ, 184TC, 3636M, TEFC, F1
Class - None
Division - Not Applicable

Copyright © All product information within this document is subject to ABB Motors and Mechanical Inc. copyright © protection, unless otherwise noted.
11/27/2026 11:12:17 AM

Specifications

Enclosure	TEFC
Frame	184TC
Frame Material	Stainless Steel
Frequency	60.00 Hz
Haz Area Class and Group	None
Haz Area Division	Not Applicable
Motor Letter Type	Three Phase
Output @ Frequency	5.000 HP @ 60 HZ
Phase	3
Synchronous Speed @ Frequency	3600 RPM @ 60 HZ
Voltage @ Frequency	460.0 V @ 60 HZ
	230.0 V @ 60 HZ
Agency Approvals	CSA
	CSA EEV
	UR
Ambient Temperature	40 °C
Auxiliary Box	NO AUXILLARY BOX
Auxiliary Box Lead Termination	None
Base Indicator	Rigid
Bearing Grease Type	Polyrex EM (-20F +300F)
Blower	None
Current @ Voltage	12.500 A @ 208.0 V
	5.700 A @ 460.0 V
	11.400 A @ 230.0 V
Design Code	A
Drip Cover	No Drip Cover
Duty Rating	CONT
Efficiency @ 100% Load	90.2 %
Electrically Isolated Bearing	Not Electrically Isolated
Feedback Device	NO FEEDBACK
Front Face Code	Standard
Front Shaft Indicator	None

Part Detail

Revision	S
Type	AC
Mech. spec.	36K196
Base	
Status	PRD/A
Elec. spec.	36WGT873
Layout	36LYK196
Eff. date	09-27-2024
CD Diagram	CD0005
Poles	02
Leads	9#16
Proprietary	False
Created date	02-17-2010

Heater Indicator	No Heater
High Voltage Full Load Amps	5.7 a
Insulation Class	F
Inverter Code	Inverter Ready
KVA Code	M
Lifting Lugs	No Lifting Lugs
Locked Bearing Indicator	Locked Bearing
Motor Lead Exit	Ko Box
Motor Lead Quantity/Wire Size	9 @ 16 AWG
Motor Lead Termination	Flying Leads
Motor Standards	NEMA
Motor Type	3636M
Mounting Arrangement	F1
Number of Poles	2
Overall Length	18.06 IN
Power Factor	91
Product Family	Wash Down Paint Free
Pulley End Bearing Type	Ball
Pulley Face Code	C-Face
Pulley Shaft Indicator	Standard
Rodent Screen	None
Service Factor	1.15
Shaft Diameter	1.125 IN
Shaft Extension Location	Pulley End
Shaft Ground Indicator	No Shaft Grounding
Shaft Rotation	Reversible
Shaft Slinger Indicator	Shaft Slinger
Speed	3480 rpm
Speed Code	Single Speed
Starting Method	Direct on line
Thermal Device - Bearing	None
Thermal Device - Winding	None
Vibration Sensor Indicator	No Vibration Sensor
Winding Thermal 1	None

Winding Thermal 2	None

Nameplate

NP1669L											
CAT.NO.	CESWDM3613T										
SPEC.	36K196T873G1										
HP	5										
VOLTS	230/460										
AMP	11.4/5.7										
RPM	3480										
FRAME	184TC	**HZ**	60			**PH**	3				
SER.F.	1.15	**CODE**	M	**DES**	A	**CLASS**	F				
NEMA-NOM-EFF	90.2	**PF**	91								
RATING	40C AMB-CONT										
CC	010A										
DE	6206	**ODE**	6205								
ENCL	TEFC	**SN**									
BLANK											

AC Induction Motor Performance Data
Record # 35750
Typical performance - not guaranteed values

Winding: 36WGT873-R003	**Type:** 3636M	**Enclosure:** TEFC

Nameplate Data				**460 V, 60 Hz: High Voltage Connection**	
Rated Output (HP)			5	**Full Load Torque**	7.55 LB-FT
Volts			230/460	**Start Configuration**	direct on line
Full Load Amps			11.4/5.7	**Breakdown Torque**	50.4 LB-FT
R.P.M.			3480	**Pull-up Torque**	27.1 LB-FT
Hz	60	**Phase**	3	**Locked-rotor Torque**	38.1 LB-FT
NEMA Design Code	A	**KVA Code**	M	**Starting Current**	69.6 A
Service Factor (S.F.)			1.15	**No-load Current**	2.11 A
NEMA Nom. Eff.	90.2	**Power Factor**	91	**Line-line Res. @ 25ºC**	1.87 Ω
Rating - Duty			40C AMB-CONT	**Temp. Rise @ Rated Load**	82°C
S.F. Amps				**Temp. Rise @ S.F. Load**	99°C
				Locked-rotor Power Factor	43
				Rotor inertia	0.161 LB-FT2

Load Characteristics 460 V, 60 Hz, 5 HP

% of Rated Load	**25**	**50**	**75**	**100**	**125**	**150**	**S.F.**
Power Factor	54	76	87	91	93	94	92
Efficiency	83.4	88.9	90.4	90.4	89.7	88	90
Speed	3568	3541	3514	3484	3451	3417	3464
Line amperes	2.61	3.44	4.49	5.71	7.05	8.48	6.51

ABB Motors and Mechanical Inc.

WINDING # 36WGT873

5 HP 3 PH 60 HZ 3480 RPM 460 V 3636M

Typical performance - not guaranteed values.

TORQUES(LB-FT): PO=50.4 PU=27.1 LR=38.1 LRA=69.6

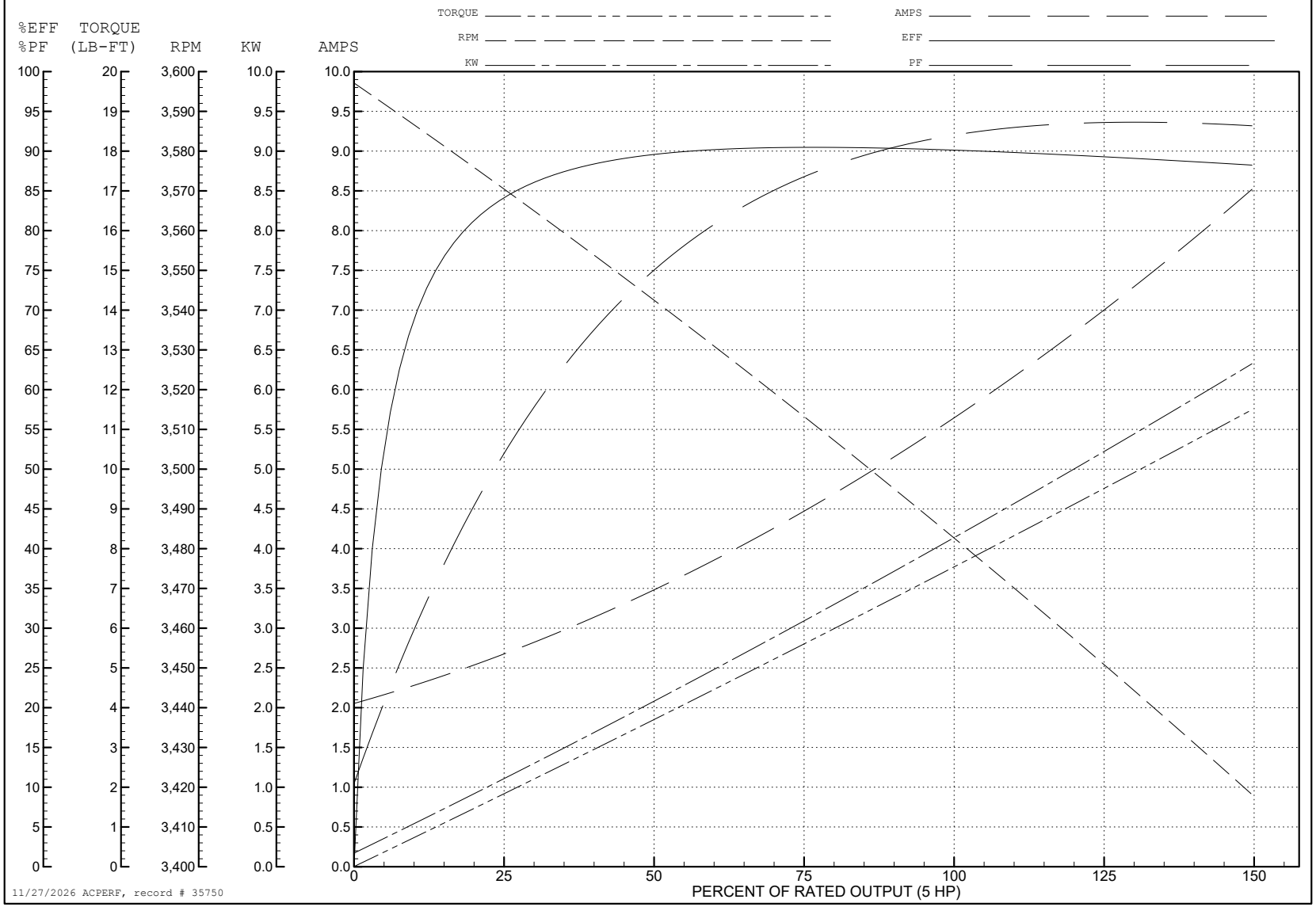

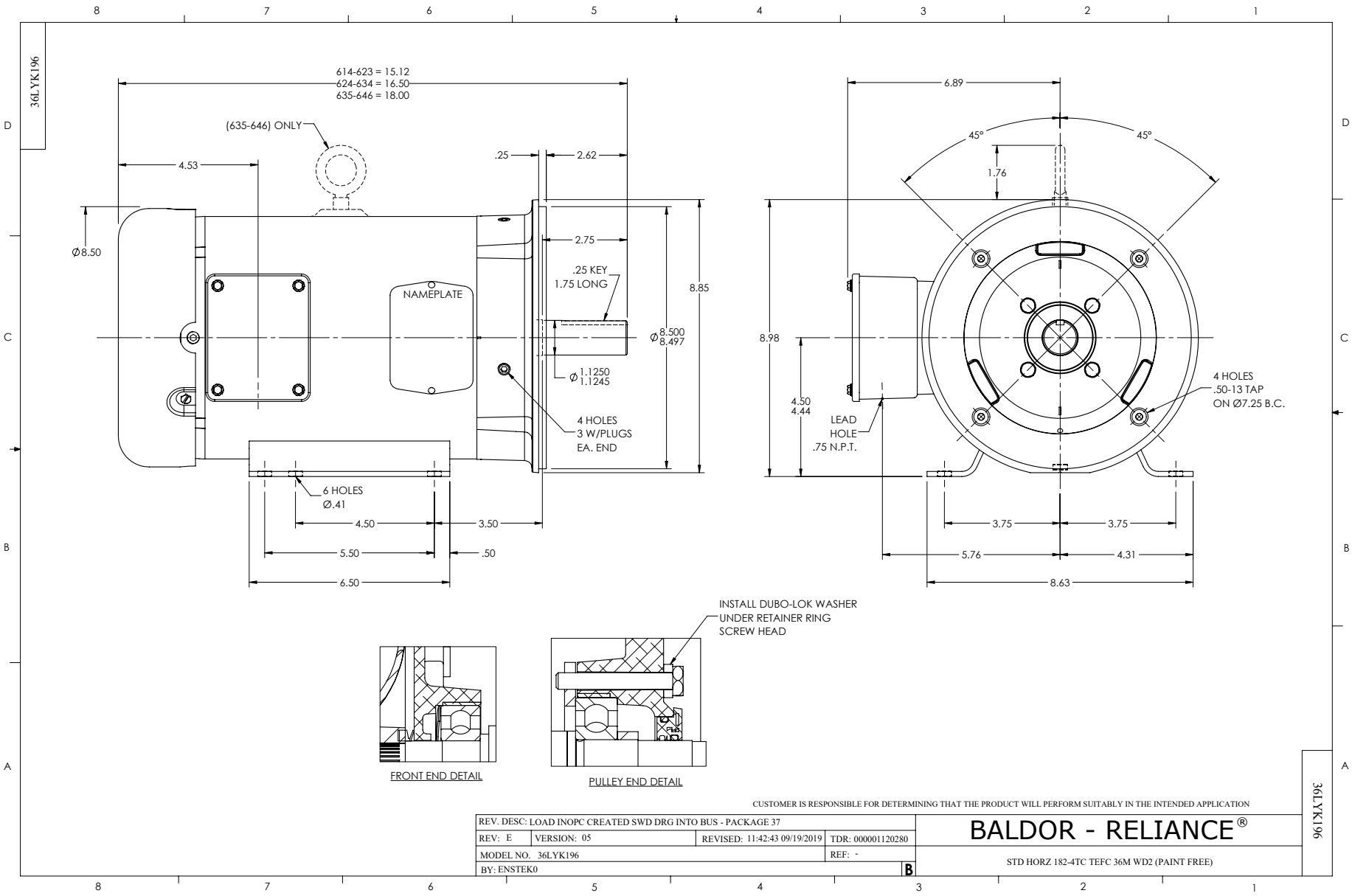
36LYK196
614-623 = 15.12
624-634 = 16.50
635-646 = 18.00
(635-646) ONLY
4.53
.25
2.62
2.75
.25 KEY
1.75 LONG
NAMEPLATE
Ø8.50
8.85
Ø 8.500
8.497
Ø 1.1250
1.1245
4 HOLES
3 W/PLUGS
EA. END
6 HOLES
Ø.41
4.50
3.50
5.50
.50
6.50
6.89
45°
45°
1.76
8.98
4.50
4.44
LEAD
HOLE
.75 N.P.T.
4 HOLES
.50-13 TAP
ON Ø7.25 B.C.
3.75
3.75
5.76
4.31
8.63
INSTALL DUBO-LOK WASHER
UNDER RETAINER RING
SCREW HEAD
FRONT END DETAIL
PULLEY END DETAIL
CUSTOMER IS RESPONSIBLE FOR DETERMINING THAT THE PRODUCT WILL PERFORM SUITABLY IN THE INTENDED APPLICATION
REV. DESC: LOAD INOPC CREATED SWD DRG INTO BUS - PACKAGE 37
REV: E
VERSION: 05
REVISED: 11:42:43 09/19/2019
TDR: 000001120280
MODEL NO. 36LYK196
REF: -
BY: ENSTEK0
B
BALDOR - RELIANCE®
STD HORZ 182-4TC TEFC 36M WD2 (PAINT FREE)
36LYK196

CD0005

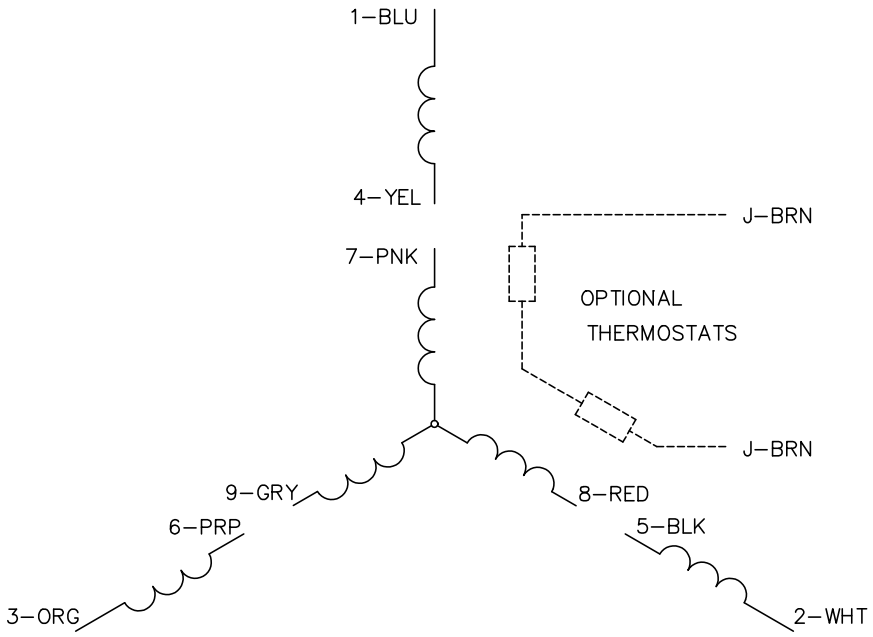

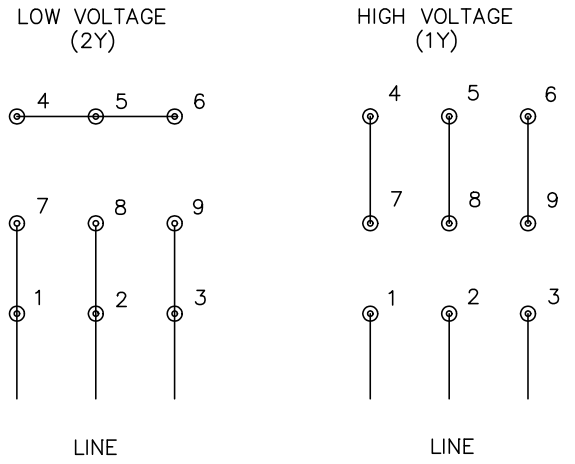

NOTES:

1. INTERCHANGE ANY TWO LINE LEADS TO REVERSE ROTATION.
2. OPTIONAL THERMOSTATS ARE PROVIDED WHEN SPECIFIED.
3. ACTUAL NUMBER OF INTERNAL PARALLEL CIRCUITS MAY BE A MULTIPLE OF THOSE SHOWN ABOVE.
4. LEAD COLORS ARE OPTIONAL. LEADS MUST ALWAYS BE NUMBERED AS SHOWN.

CD0005

REV. DESC: REVISE TO SHOW OPTIONAL COLORS			BALDOR ELECTRIC Co.
REV. LTR: E	BY: JLP	REVISED: 01/19/99 10:15	TDR: 0171435
CD0005		FILE: AAA00005140	MDL: –
		MTL: –	3PH, DV, 9 LEADS