ABB BALDOR RELIANCE

Customer information packet

CESSWDNM3611T-5

3HP, 1750RPM, 3PH, 60HZ, 182TC, 3646M, TENV, F1
Class - None
Division - Not Applicable

Copyright © All product information within this document is subject to ABB Motors and Mechanical Inc. copyright © protection, unless otherwise noted.
11/27/2026 4:11:05 PM

Specifications

Enclosure	TENV
Frame	182TC
Frame Material	Stainless Steel
Frequency	60.00 Hz
Haz Area Class and Group	None
Haz Area Division	Not Applicable
Motor Letter Type	Three Phase
Output @ Frequency	3.000 HP @ 60 HZ
Phase	3
Synchronous Speed @ Frequency	1800 RPM @ 60 HZ
Voltage @ Frequency	575.0 V @ 60 HZ
Ambient Temperature	40 °C
Auxiliary Box	NO AUXILLARY BOX
Auxiliary Box Lead Termination	None
Base Indicator	Rigid
Bearing Grease Type	Polyrex EM (-20F +300F)
Blower	None
Current @ Voltage	3.200 A @ 575.0 V
Design Code	B
Drip Cover	No Drip Cover
Duty Rating	CONT
Efficiency @ 100% Load	89.5 %
Electrically Isolated Bearing	Not Electrically Isolated
Feedback Device	NO FEEDBACK
Front Face Code	No Endplate
Front Shaft Indicator	None
Heater Indicator	No Heater
High Voltage Full Load Amps	3.2 a
Insulation Class	H
Inverter Code	Inverter Ready
KVA Code	K
Lifting Lugs	Standard Lifting Lugs

Part Detail

Revision	F
Type	AC
Mech. spec.	36L196
Base	
Status	PRD/A
Elec. spec.	36WGN186
Layout	36LYL196
Eff. date	02-14-2024
CD Diagram	CD0006
Poles	04
Leads	3#16
Proprietary	False
Created date	12-13-2017

Locked Bearing Indicator	Locked Bearing
Motor Lead Exit	Ko Box
Motor Lead Quantity/Wire Size	3 @ 16 AWG
Motor Lead Termination	Flying Leads
Motor Standards	NEMA
Motor Type	3646M
Mounting Arrangement	F1
Number of Poles	4
Overall Length	19.82 IN
Power Factor	79
Product Family	Wash Down Paint Free
Pulley End Bearing Type	Sealed Bearing
Pulley Face Code	C-Face
Pulley Shaft Indicator	Standard
Rodent Screen	None
RoHS Status	ROHS COMPLIANT
Service Factor	1.15
Shaft Diameter	1.125 IN
Shaft Extension Location	Pulley End
Shaft Ground Indicator	No Shaft Grounding
Shaft Rotation	Reversible
Shaft Slinger Indicator	No Slinger
Speed	1750 rpm
Speed Code	Single Speed
Starting Method	Direct on line
Thermal Device - Bearing	None
Thermal Device - Winding	None
Vibration Sensor Indicator	No Vibration Sensor
Winding Thermal 1	None
Winding Thermal 2	None

Nameplate

NP1669L									
CAT.NO.	CESSWDNM3611T-5								
SPEC.	36L196N186G1								
HP	3								
VOLTS	575								
AMP	3.2								
RPM	1750								
FRAME	182TC	**HZ**	60			**PH**	3		
SER.F.	1.15	**CODE**	K	**DES**	B	**CLASS**	H		
NEMA-NOM-EFF	89.5	**PF**	79						
RATING	40C AMB-CONT								
CC	010A								
DE	6206	**ODE**	6205						
ENCL	TENV	**SN**							
BLANK	2:1CT 20:1VT								

AC Induction Motor Performance Data
Record # 49994
Typical performance - not guaranteed values

Winding: 36WGN186-R001	**Type:** 3646M	**Enclosure:** TENV

Nameplate Data				**575 V, 60 Hz: High Voltage Connection**	
Rated Output (HP)			3	**Full Load Torque**	9.03 LB-FT
Volts			575	**Start Configuration**	direct on line
Full Load Amps			3.2	**Breakdown Torque**	32.45 LB-FT
R.P.M.			1750	**Pull-up Torque**	18.74 LB-FT
Hz	60	**Phase**	3	**Locked-rotor Torque**	21.97 LB-FT
NEMA Design Code	B	**KVA Code**	K	**Starting Current**	24.24 A
Service Factor (S.F.)			1.15	**No-load Current**	1.54 A
NEMA Nom. Eff.	89.5	**Power Factor**	79	**Line-line Res. @ 25ºC**	5.52 Ω
Rating - Duty			40C AMB-CONT	**Temp. Rise @ Rated Load**	101°C
S.F. Amps				**Temp. Rise @ S.F. Load**	122°C
				Locked-rotor Power Factor	38.8
				Rotor inertia	0.428 LB-FT2

Load Characteristics 575 V, 60 Hz, 3 HP

% of Rated Load	**25**	**50**	**75**	**100**	**125**	**150**	**S.F.**
Power Factor	40	61	73	79	82	84	81
Efficiency	85.4	89.7	90.2	89.5	88.1	87.1	88.7
Speed	1788	1778	1766	1753	1739	1723	1745
Line amperes	1.71	2.07	2.62	3.19	3.87	4.65	3.6

ABB Motors and Mechanical Inc.

WINDING # 36WGN186

3 HP 3 PH 60 HZ 1750 RPM 575 V 3646M

Typical performance - not guaranteed values.

TORQUES(LB-FT): PO=32.45 PU=18.74 LR=21.97 LRA=24.24

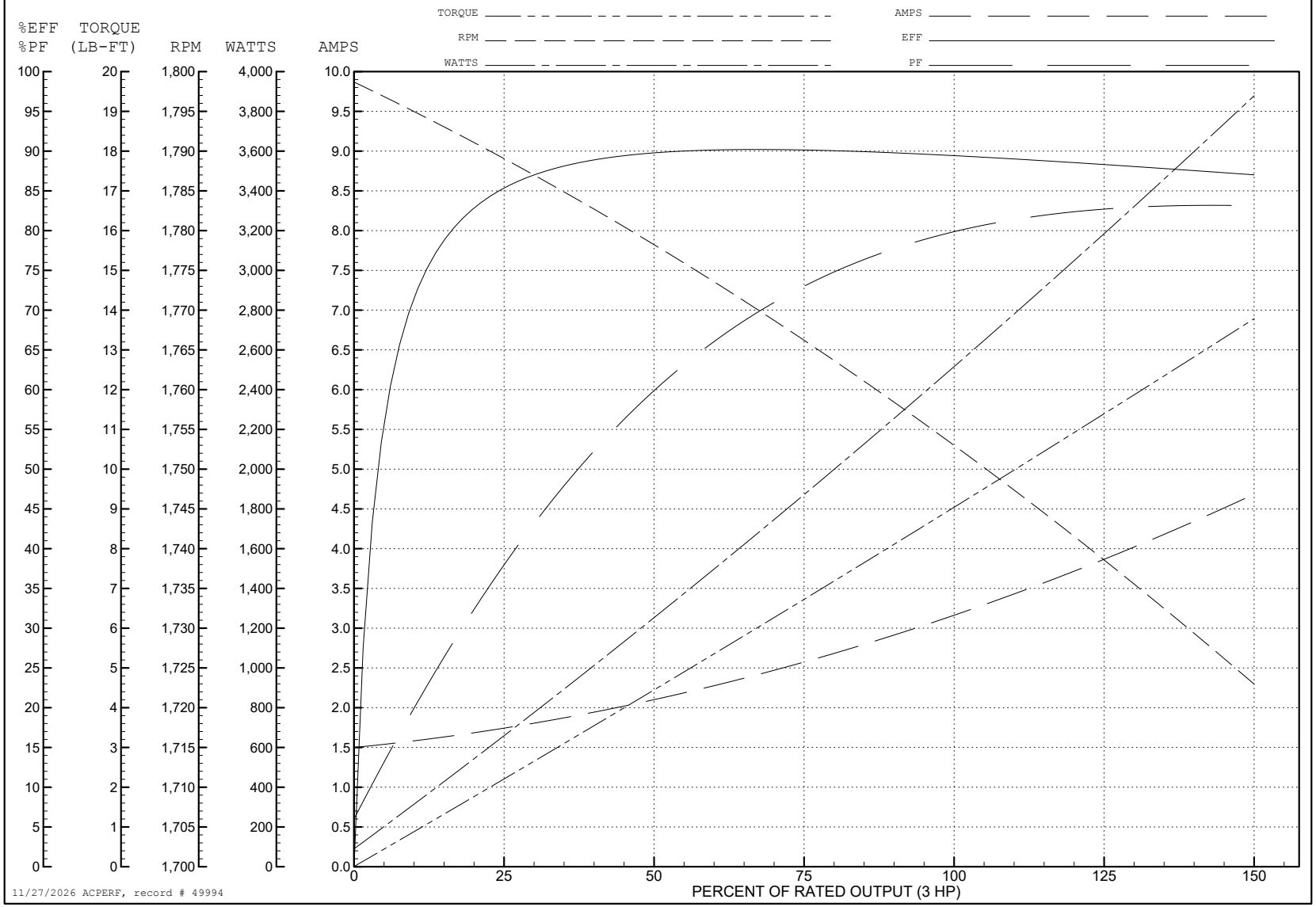

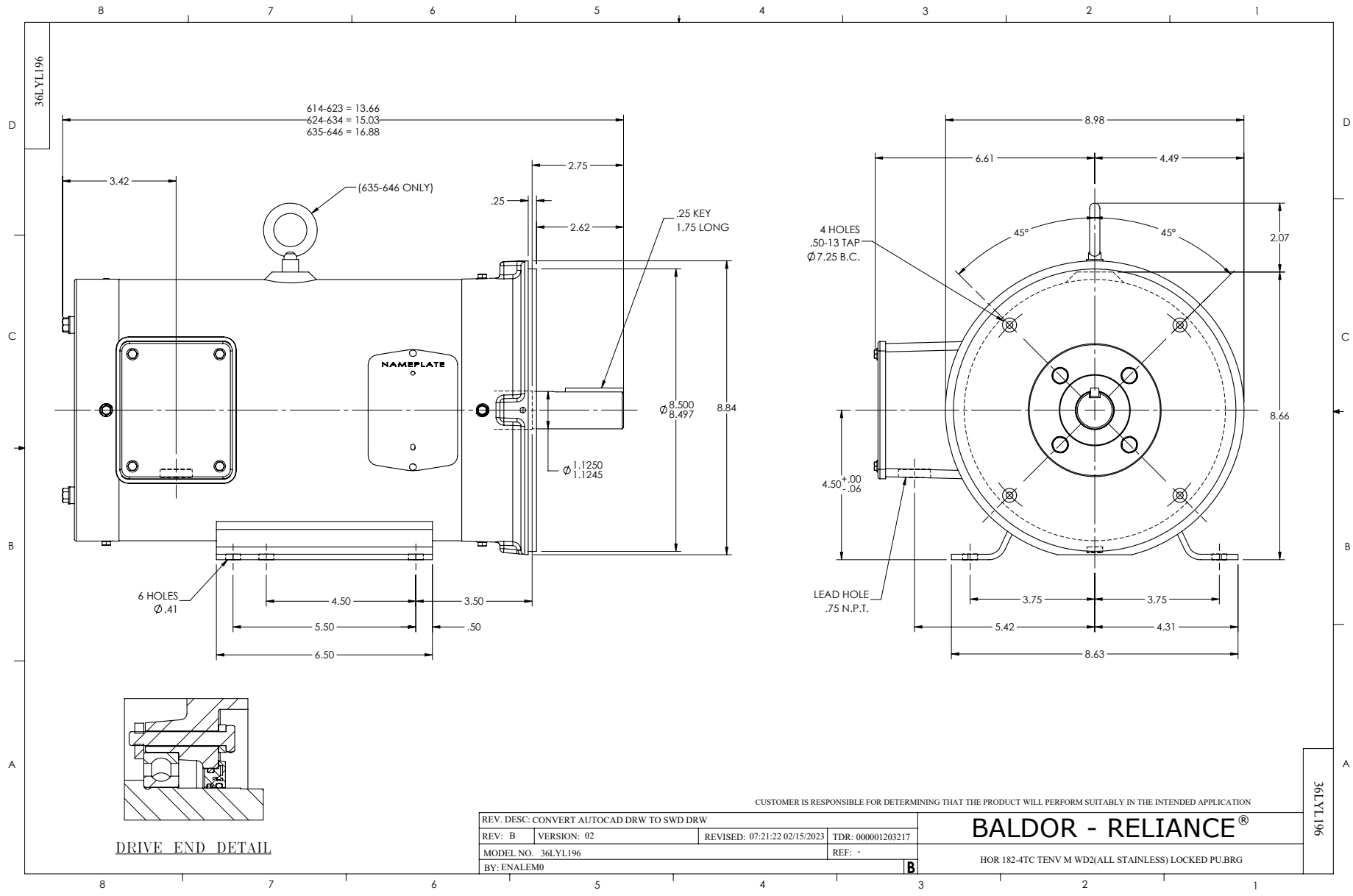
36LYL196
614-623 = 13.66
624-634 = 15.03
635-646 = 16.88
3.42
(635-646 ONLY)
2.75
.25
2.62
.25 KEY
1.75 LONG
NAMEPLATE
Ø8.500
8.497
8.84
Ø1.1250
1.1245
6 HOLES
Ø.41
4.50
3.50
5.50
.50
6.50
8.98
6.61
4.49
4 HOLES
.50-13 TAP
Ø7.25 B.C.
45°
45°
2.07
8.66
4.50 +.00 -.06
LEAD HOLE
.75 N.P.T.
3.75
3.75
5.42
4.31
8.63
DRIVE END DETAIL
CUSTOMER IS RESPONSIBLE FOR DETERMINING THAT THE PRODUCT WILL PERFORM SUITABLY IN THE INTENDED APPLICATION
REV. DESC: CONVERT AUTOCAD DRW TO SWD DRW
REV: B
VERSION: 02
REVISED: 07:21:22 02/15/2023
TDR: 000001203217
MODEL NO. 36LYL196
REF: -
BY: ENALEM0
B
BALDOR - RELIANCE®
HOR 182-4TC TENV M WD2(ALL STAINLESS) LOCKED PU.BRG
36LYL196

CD0006

TYPICAL WYE–CONNECTED MOTOR

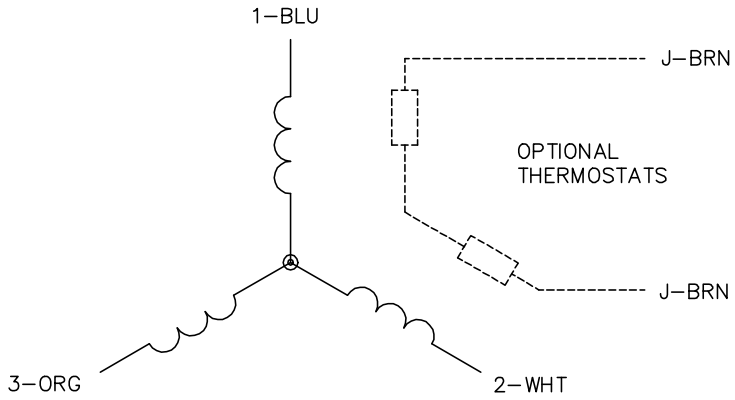

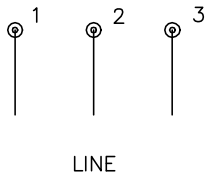

TYPICAL DELTA–CONNECTED MOTOR

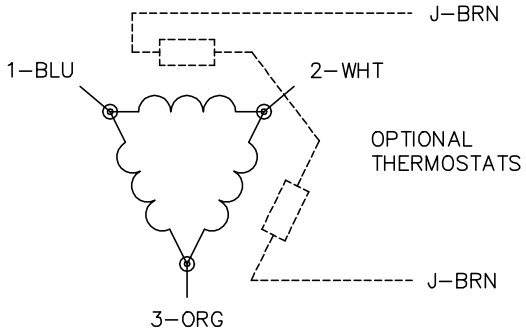

NOTES:

1. THREE LEAD MOTOR MAY BE EITHER WYE CONNECTED OR DELTA CONNECTED.
2. INTERCHANGE ANY TWO LINE LEADS TO REVERSE ROTATION.
3. OPTIONAL THERMOSTATS ARE PROVIDED WHEN SPECIFIED.
4. ACTUAL NUMBER OF INTERNAL PARALLEL CIRCUITS MAY VARY.
5. LEAD COLORS ARE OPTIONAL. LEADS MUST BE NUMBERED AS SHOWN.

CD0006

REV. DESC: ADD CLASS CONN00000007		
REV. LTR: E	VERSION: 01	TDR: 000001099922
FILE: \AAA\00005\141	REVISED: 10:24:49 02/19/2019	BY: ENBRIR0
MTL: –		

BALDOR - RELIANCE®

3PH, SV, 3 LEADS, WYE OR DELTA CONNECTED

SH 1 of 1